

10 Australian Refined Diagnosis Related Groups for admitted patients

Introduction

Australian Refined Diagnosis Related Groups (AR-DRGs) is an Australian admitted patient classification system which provides a clinically meaningful way of relating the number and type of patients treated in a hospital (that is, its casemix) to the resources required by the hospital. The classification categorises acute admitted patient episodes of care into groups with similar conditions and similar usage of hospital resources, using information in the hospital morbidity record such as the diagnoses, procedures and demographic characteristics of the patient. This report uses AR-DRG version 4.1 (Department of Health and Aged Care 1998).

The AR-DRG classification is partly hierarchical, with 23 Major Diagnostic Categories (MDCs) into which the 661 AR-DRGs can be grouped. The MDCs are mostly defined by body system or disease type, and correspond with particular medical specialities.

In general, episodes are assigned to MDCs on the basis of the principal diagnosis. Some episodes involving procedures that are particularly resource intensive can also be assigned to the Pre-MDC category (AR-DRGs A01Z–A41Z), irrespective of the MDC assigned on the basis of principal diagnosis. Records for these episodes have been categorised separately in tables and figures based on MDCs in this chapter. Episodes with Error-DRGs (AR-DRGs 901Z–903Z, 961Z–963Z and 960Z, see Glossary) have been similarly categorised separately, even if they were assigned to an MDC.

Episodes are assigned to AR-DRGs within MDCs, primarily on the basis of the procedure codes (in the surgical partition) or the diagnosis codes (in the medical partition). When more than one AR-DRG is associated with a cluster of closely-related procedures or diagnoses, other variables, such as the patient's age, complicating diagnoses/procedures and/or patient clinical complexity level, and the mode of separation, are used for AR-DRG assignment.

The data were regrouped by the Institute, in consultation with the States and Territories, and the AR-DRGs that resulted from this regrouping are reported here. They may differ from AR-DRGs derived at the State or Territory level because of differences in coding and mapping conventions.

The information in this chapter is presented using both levels of the AR-DRG classification:

- MDCs – these 23 groups are used to provide information aggregated at a high level (Figures 10.2 and 10.3, Tables 10.1 to 10.6);
- AR-DRGs – detailed information is presented for the 30 of the 661 AR-DRGs with the highest number of separations (Tables 10.7 to 10.16).

All tables in this chapter include separations for which the type of episode of care was reported as *Acute*, *Newborn* (for separations with at least one qualified day) or was not

reported. That is, separations for episode of care types *Rehabilitation, Palliative care, Non-acute care, Other care* and *Newborn* (for separations with unqualified days only) are excluded where they were able to be identified (see Table 5.11). Of the separations for which the type of episode of care was reported, 93% were reported as *Acute* (92%, 3,707,377 of 4,030,176 in the public sector and 94%, 1,926,275 of 2,058,005 in the private sector). For public psychiatric hospitals 89% of separations for which the type of episode of care was reported were *Acute*.

Tables are presented with summary separation, patient day and average length of stay statistics for public and private hospitals, nationally and by State and Territory. National information on age group and sex distributions is also presented.

The average length of stay figures were calculated using all separations. That is, the data were not trimmed of separations with unusually long or short lengths of stay.

Some data for private hospitals in Tasmania and the Australian Capital Territory have not been included in Tables 10.4, 10.10 and 10.12. These data were supplied but are not published, for confidentiality reasons.

Cost weights and costs by volume

For each AR-DRG 1998–99 cost weights were used for the public and private sectors. These had been estimated by the Department of Health and Aged Care, through the National Hospital Cost Data Collection (Department of Health and Aged Care 2000). Cost weights for 1999–00 were not available at the time of printing.

The cost weights represent the costliness of an AR-DRG relative to all other AR-DRGs, such that the average cost weight for all separations is 1.00. The data collection also provided estimates of average costs for each separation for an AR-DRG with a cost weight of 1.00: \$2,488 in the public sector and \$1,903 in the private sector. Separate cost weights are estimated for the public and private sectors because of the differences in the range of costs recorded in public and private hospitals.

The *Cost by volume* figures in this chapter were derived for each AR-DRG by multiplying the estimated average cost for the AR-DRG by the number of separations for the AR-DRG. For MDCs, the cost estimates for all the AR-DRGs within the MDC were then summed to produce an estimated cost for the MDC.

The *Cost by volume* figures in this chapter are estimates only, intended for use as a guide to the approximate relative costs of hospital services during 1999–00. They should be used with caution in any comparisons of the States and Territories or the public and private sectors. They are not derived from, or comparable with, the expenditure and cost per casemix-adjusted separation information presented in Chapters 2 and 3.

Information based on the average cost weights of separations is also included in Chapters 2, 4 and 5. Updated information will be included on the Internet at <http://www.aihw.gov.au/publications/hse/ahs99-00/index.html>, once 1999–00 cost weights become available.

Appendix 8 includes further information on the National Hospital Cost Data Collection.

AR-DRGs and other data elements reported for separations

The information on AR-DRG reported in this chapter is compiled in the National Hospital Morbidity Database with a range of other data. Figure 10.1 demonstrates this using the

example of the AR-DRG F42B *Circulatory disorders without AMI with invasive cardiac investigative procedure without complex diagnosis/procedure*.

There were 41,050 separations with an AR-DRG of F42B, with an average length of stay of 1.6 days. The majority of separations were in the private sector (54.5%), and 52.6% of separations were for private patients (in comparison to 33.8% overall, Table 5.1). Sixty-three per cent of patients were males and the most common age group reported was 65 to 74 years (12,307, 30.0%). The majority of patients (38,474, 93.2%) had a separation mode of *Other*, suggesting that most of these persons went home after separation from hospital. The most common principal diagnosis reported in conjunction with an AR-DRG of F42B was *Atherosclerotic heart disease, of native coronary artery* (I25.11), while the most common additional diagnosis was *Essential (primary) hypertension* (I10). The most common procedure performed was *Coronary angiography with left heart catheterisation* (procedure code 38218-00 [Block 668]).

Major Diagnostic Categories

Sector

Figures 10.2 and 10.3 provide a summary of the numbers of separations and patient days reported for each of the MDCs by sector.

The MDC with the highest number of separations in the public sector was *Diseases and disorders of the kidney and urinary tract* (MDC 11), followed by *Diseases and disorders of the digestive system* (MDC 06). In the private sector, *Diseases and disorders of the digestive system* (MDC 06) had the largest number of separations, followed by *Diseases and disorders of the musculoskeletal system and connective tissue* (MDC 08). For the public sector the highest numbers of patient days were reported for the *Diseases and disorders of the circulatory system* (MDC 05) and *Mental diseases and disorders* (MDC 19) MDCs. The *Diseases and disorders of the musculoskeletal system and connective tissue* (MDC 08) and *Diseases and disorders of the digestive system* (MDC 06) MDCs accounted for the highest numbers of patient days in the private sector. For the public and private sectors combined, the two MDCs with the most separations were *Diseases and disorders of the digestive system* (MDC 06) and *Diseases and disorders of the kidney and urinary tract* (MDC 11). The largest numbers of patient days were reported for the *Diseases and disorders of the musculoskeletal system and connective tissue* (MDC 08) and *Diseases and disorders of the circulatory system* (MDC 05) MDCs.

The average lengths of stay varied by MDC and hospital sector (Tables 10.1 and 10.2). In the public sector, they ranged from 28.7 days for the *Pre-MDC* group to 1.5 days for *Diseases and disorders of the kidney and urinary tract* (MDC 11) and *Diseases and disorders of the eye* (MDC 02). In the private sector, the longest average length of stay was 27.0 days for the *Pre-MDC* group, and the shortest was 1.1 days, for *Diseases and disorders of the eye* (MDC 02).

Notable differences between hospital sectors were for *Pregnancy, childbirth and puerperium* (MDC 14), where the average length of stay was higher for private hospitals (3.9 days) than public hospitals (2.9 days), *Newborns and other neonates* (MDC 15), where the average length of stay was higher in public hospitals (8.2 days) than private hospitals (6.1 days), *Infectious and parasitic diseases* (MDC 18), where the average length of stay was higher for private hospitals (6.1 days) than public hospitals (4.8 days), *Mental diseases and disorders*

(MDC 19), where the average length of stay was higher for public hospitals (10.5 days) than private hospitals (5.6 days), and *Alcohol/drug use and alcohol/drug induced organic mental disorders* (MDC 20), where the average length of stay was higher for private hospitals (5.7 days) than public hospitals (4.2 days). A variety of factors could be responsible for such discrepancies, for example different patient populations (and numbers of separations for AR-DRGs within the MDCs), patterns of service provision, facilities available, treatment regimes and reporting practices.

Almost 88% of patients in public hospitals were public patients, in contrast to just 3.7% in private hospitals. The highest proportion of public patients in public hospitals was for *Alcohol/drug use and alcohol/drug induced organic mental disorders* (MDC 20, 96.2%), while the lowest was for *Diseases and disorders of the eye* (MDC 02, 77.6%). The highest proportion of public patients in private hospitals was for *Diseases and disorders of the kidney and urinary tract* (MDC 11, 12%), followed by *Newborns and other neonates* (MDC 15, 9.4%).

The cost by volume data for MDCs in Tables 10.1 and 10.2 show that the costliest MDC in the public sector was estimated to be *Diseases and disorders of the circulatory system* (MDC 05). In the private sector it was *Diseases and disorders of the musculoskeletal system and connective tissue* (MDC 08).

States and Territories

Tables 10.3 to 10.6 contain detail on the number of separations and patient days by MDC in the States and Territories. These tables enable State by State comparisons of overall hospital use for the different MDCs, and the share of separations between the public and private sectors. For example, the proportion of total separations for *Diseases and disorders of the respiratory system* (MDC 04) in private hospitals (rather than public hospitals) was higher in Queensland (28.6%, 16,481) than in the other jurisdictions, for example New South Wales (15.6%, 15,368). The proportion of total patient days for *Pregnancy, childbirth and the puerperium* (MDC 14) that was in private hospitals (rather than public hospitals) was 29.5% overall (411,476), but varied between States and Territories, for example 23.0% in South Australia (25,443), 27.1% in New South Wales (128,933) and 40.4% in Western Australia (59,703).

The distributions of separations and patient days by MDC within the States and Territories were broadly consistent with those at the national level. Notable exceptions in the public sector included *Neoplastic disorders* (MDC 17) in the Northern Territory (1.0% of separations, 588, compared with a national average of 4.4%, 164,925) and *Diseases and disorders of the kidney and urinary tract* (MDC 11) in the Australian Capital Territory (23.1%, 13,850, compared with 15.8%, 591,545). In the private sector, South Australia and Western Australia reported fewer separations for *Diseases and disorders of the digestive system* (MDC 06) (15.4% of separations, 24,262, and 15.8% of separations, 33,333, compared with 18.7%, 366,061, nationally).

Australian Refined Diagnosis Related Groups

Sector

Tables 10.7 to 10.16 present information on the most commonly reported AR-DRGs. Tables 10.7 and 10.8 contain summary separation, patient day and average length of stay statistics for the 30 AR-DRGs with the most separations in public and private hospitals.

In the public sector in 1999–00 *Admit for renal dialysis* (AR-DRG L61Z) was the most common AR-DRG, accounting for 12.4% (466,701) of total separations (Table 10.7). Other leading AR-DRGs included *Chemotherapy* (AR-DRG R63Z) with 3.1% (116,662), and *Vaginal delivery without complicating diagnosis* (AR-DRG O60D) with 3.0% (111,129) of total public sector separations. The corresponding top three AR-DRGs in the private sector were *Other colonoscopy, same day* (AR-DRG G44C) with 6.9% (135,901) of total separations, *Other gastroscopy for non-major digestive disease, same day* (AR-DRG G45B) with 4.9% (95,098), and *Chemotherapy* (AR-DRG R63Z) with 4.6% (90,512) (Table 10.8).

Of the 10 AR-DRGs with the most separations for the public sector, three were not included in the top 30 for the private sector, namely *Chest pain* (AR-DRG F74Z), *Oesophagitis, Gastroenteritis and miscellaneous digestive system disorders age >9 without catastrophic severe complication or comorbidity* (AR-DRG G67B) and *Other antenatal admission with moderate or no complicating disorder* (AR-DRG O65B). On the other hand, none of the leading 10 AR-DRGs in the private sector was missing from the top 30 for the public sector.

Within the top 30, average lengths of stay ranged from 5.9 days for *Heart failure and shock without catastrophic complication or comorbidity* (AR-DRG F62B) to one day for six different AR-DRGs in the public sector and from 6.5 days for *Caesarean delivery without complicating diagnosis* to one day for twelve different AR-DRGs in the private sector.

The highest proportion of public patients in public hospitals was for *Poisoning/toxic effects of drugs and other substances age <60 without catastrophic complication or comorbidity* (AR-DRG X62B, 95.9%), while the lowest was for *Dental extraction and restorations* (AR-DRG D40Z, 75%). The highest proportion of public patients in private hospitals was for *Admit for renal dialysis* (AR-DRG L61Z, 18.6%), with less than 10% for each of the remaining AR-DRGs.

The highest costs in public hospitals were estimated to be for *Vaginal delivery without complicating diagnosis* (AR-DRG O60D) followed by *Admit for renal dialysis* (AR-DRG L61Z). In the private sector, the costliest AR-DRGs in the top 30 were estimated to be *Major lens procedures* (AR-DRG C08Z) and *Other colonoscopy, same day* (AR-DRG G44C).

States and Territories

There was some variation between the States and Territories in the relative number of separations for the most common AR-DRGs (Tables 10.9 and 10.10). For example, in the public sector in the Northern Territory and the Australian Capital Territory, *Admit for renal dialysis* (AR-DRG L61Z) accounted for a markedly greater proportion of separations than the national average (33.2%, 18,899, and 20.3%, 12,175, respectively, compared with 12.4%, 466,701).

In the private sector, examples of differences include separations in the Australian Capital Territory: *Other gastroscopy for non-major digestive disease, same day* (AR-DRG G45B) which accounted for a lower proportion of total separations than the national average (0.4%, 94, compared with 4.9%, 95,098), and *Other colonoscopy, same day* (AR-DRG G44C) (1.0%, 227, compared with 6.9%, 135,901). This is likely to reflect the fact that private free-standing day hospital facilities in the Australian Capital Territory are not included in the National Hospital Morbidity Database. In Western Australia, *Non-surgical neck and back conditions with pain management procedure/myelogram* (AR-DRG I68C) accounted for 2.1% of separations (4,457), compared with the national average of 0.7% (14,187).

The average lengths of stay were mainly similar among the States and Territories (Tables 10.11 and 10.12). However, there was some variation. In the public sector, *Other factors influencing health status age <80 without complication or comorbidity* (AR-DRG Z64B) ranged

from 4.8 days in the Northern Territory to 1.6 days in the Australian Capital Territory and *Heart failure and shock without catastrophic complication and comorbidity* (AR-DRG F62B) ranged from 5.3 days in Victoria to 7.7 days in Tasmania. In the private sector, variation in lengths of stay was evident for AR-DRGs such as *Non-surgical neck and back conditions with pain management procedure/myelogram* (AR-DRG I68C), *Other skin graft and/or debridement procedures* (AR-DRG J08B) and *Caesarean delivery without complicating diagnosis* (AR-DRG O01D)

Age group and sex

Tables 10.13 and 10.14 summarise separations by age group and sex for the 30 leading AR-DRGs. Fifteen of the top 30 AR-DRGs were common to both sexes, while some others were more sex-specific (for example, *Vaginal delivery without complicating diagnosis* (AR-DRG O60D). *Admit for renal dialysis* (AR-DRG L61Z) was the most commonly reported AR-DRG for both sexes, with the most separations in the 65 to 74 years age group.

The age distributions varied by AR-DRG. For example, *Tonsillectomy or adenoidectomy* (AR-DRG D11Z) was most commonly reported for males and females in the 5 to 14 years age group. *Knee procedures* (AR-DRG I18Z) was most commonly reported for males in the 35 to 44 years age group and for females in the 45 to 54 years age group, and 55% of separations (58,086) for *Major lens procedure* (AR-DRG C08Z) were for persons over the age of 75 years.

Private free-standing day hospitals

Table 10.15 contains summary separation, public patient separation and patient day statistics for the 30 AR-DRGs with the most separations in private free-standing day hospital facilities. *Other colonoscopy, same day* (AR-DRG G44C) was the most common AR-DRG, accounting for 16.9% (47,222) of total separations. Other leading AR-DRGs included *Other gastroscopy for non-major digestive disease, same day* (AR-DRG G45B) with 14.0% (39,083), and *Major lens procedures* (AR-DRG C08Z) with 9.4% (26,268) of total separations. The proportion of public patient separations was highest for *Circulatory disorders without acute myocardial infarction with invasive cardiac investigative procedure without complex diagnosis or procedure* (AR-DRG F42B, 51.1%), with less than each of the 10% for the remaining AR-DRGs.

Public psychiatric hospitals

In public psychiatric hospitals, most of the separations had AR-DRGs reported that were within the mental diseases and disorders, and alcohol/drug use and alcohol/drug induced organic mental disorders MDCs (AR-DRGs beginning with U or V, respectively) (Table 10.16). *Personality disorders and acute reactions* (AR-DRG U67Z) accounted for the most separations, while *Schizophrenia disorders with mental health legal status* (AR-DRG U61A) accounted for the most patient days. *Major affective disorders age <70 without catastrophic or severe complication or comorbidity* (AR-DRG U63B) ranked second for separations and *Dementia and other chronic disturbances of cerebral function* (AR-DRG B63Z) for patient days.

The average length of stay was long for most of these AR-DRGs and only 14.2% (2,275) of separations were same day separations, compared with 46% in public hospitals overall. The average length of stay for *Personality disorders and acute reactions* (AR-DRG U67Z) in public psychiatric hospitals was 9.7 days and the average length of stay for *Major affective disorders age <70 without catastrophic or severe comorbidity or complication* (AR-DRG U63B) was 20.0 days.

Separations in public psychiatric hospitals include some with very long lengths of stay, up to several years. Hence the average lengths of stay should be interpreted taking into consideration the inclusion of some very long stay separations. The median lengths of stay were markedly shorter than the average lengths of stay for *Schizophrenia disorders with mental health legal status* (AR-DRG U61A) (18 days, compared with the average length of stay of 54.9 days), *Major affective disorders age <70 without catastrophic or severe comorbidity or complication* (AR-DRG U63B) (13 days, compared with the average length of stay of 20.0 days) and *Dementia and other chronic disturbances of cerebral function* (AR-DRG B63Z) (27 days, compared with the average length of stay of 203.4 days). (By definition, half the separations have a shorter length of stay and half have a longer length of stay than the median.)

Additional data

The accompanying tables on the Internet at <http://www.aihw.gov.au/publications/hse/ahs99-00/index.html> provide national and State and Territory summary statistics for public and private hospitals for each AR-DRG (as presented for the top 30 AR-DRGs in Tables 10.7 and 10.8). For confidentiality, data for some AR-DRGs in the private sector have been suppressed. The information was suppressed if there were fewer than 50 private hospital separations reported for the AR-DRG and fewer than three reporting units (hospitals, or States or Territories where the hospitals were not individually identified), or there were three reporting units and one contributed more than 85% of the total separations, or two contributed more than 90% of the separations for the AR-DRG.

Error DRGs

Error DRGs are the groups to which records containing clinically inconsistent or invalid information are assigned. Group 1 Error DRGs, 901Z, 902Z and 903Z, are assigned when all the operating room procedures are unrelated to the MDC of the patient's principal diagnosis. Group 2 Error DRGs, 961Z, 962Z and 963Z, are assigned when a principal diagnosis is coded which will not allow the patient to be assigned to a clinically coherent DRG. Group 3 Error DRG, 960Z, is assigned when the principal diagnosis is invalid, or when other necessary information is incorrect or missing (Department of Health and Aged Care 1998).

Table 10.17 provides information on Group 1 Error DRGs for the 10 procedures with the highest number of separations, by hospital sector and State and Territory. Table 10.18 provides information on Group 2 Error DRGs, for the 10 principal diagnoses with the highest number of separations, by hospital sector and State and Territory. A higher number of separations was assigned to Error DRGs for public hospitals (57.9%, 7,939 for Group 1 and 41.2%, 1,623 for Group 2) than for private hospitals (42.1%, 5,766 for Group 1, and 58.1% 2,252 for Group 2).

Variation in the assignment of separations to Error DRGs is evident between the States and Territories. In public hospitals the number of Group 1 Error DRGs ranged from 140 in Tasmania to 2,532 in New South Wales. In private hospitals, the number of Group 1 Error DRGs ranged from 67 in the Australian Capital Territory to 1,814 in New South Wales. The number of Group 2 Error DRGs in public hospitals ranged from 3 in Queensland to 1,220 in New South Wales, while in private hospitals, the number of Group 2 Error DRGs ranged from 5 in Western Australia to 1,706 in New South Wales.

Figure 10.4 shows Error DRGs as a percentage of all separations, by State and Territory. Group 2 Error DRGs accounted for the lowest proportion of separations assigned to Error DRGs, while Group 1 Error DRGs accounted for the highest proportion.

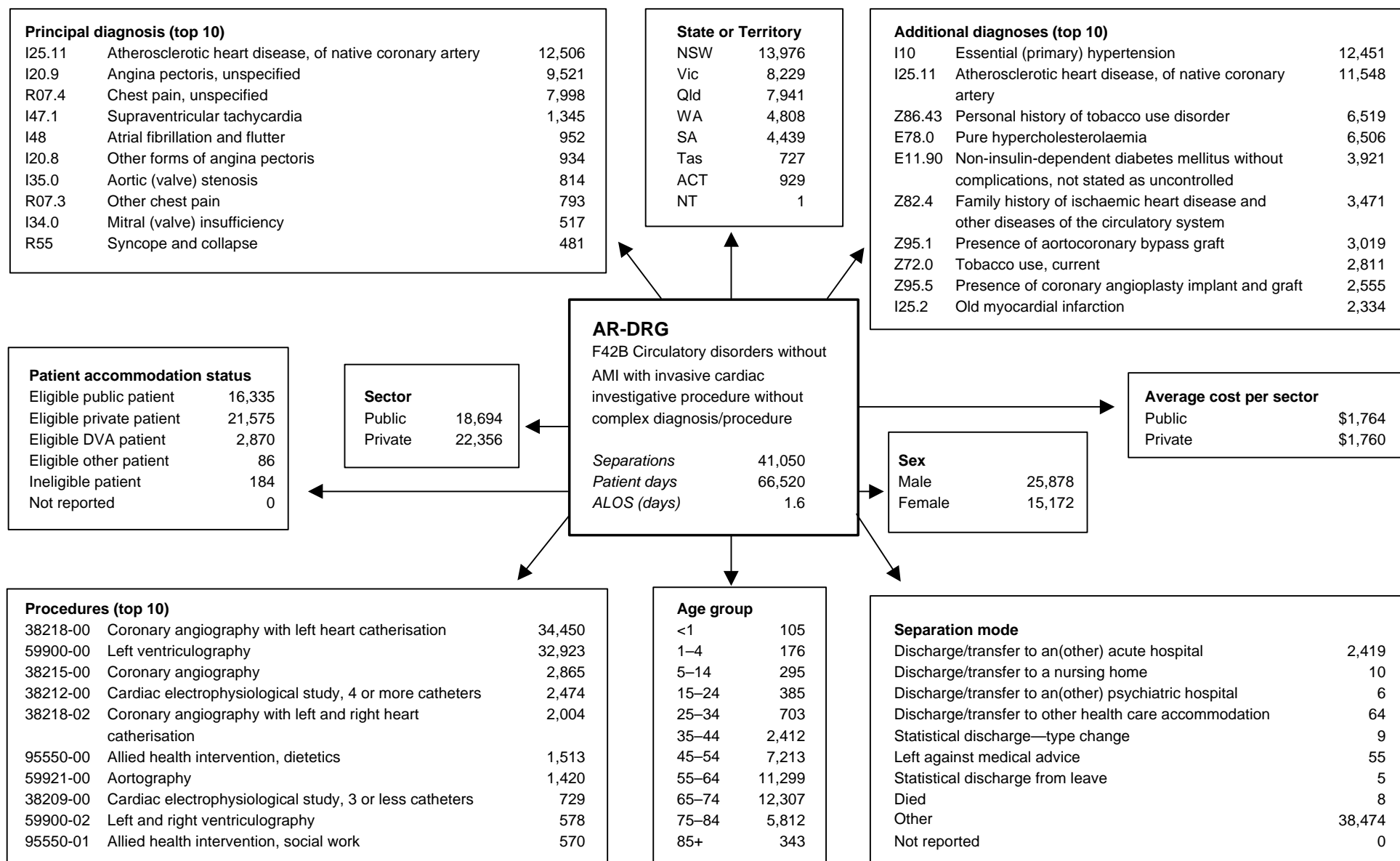
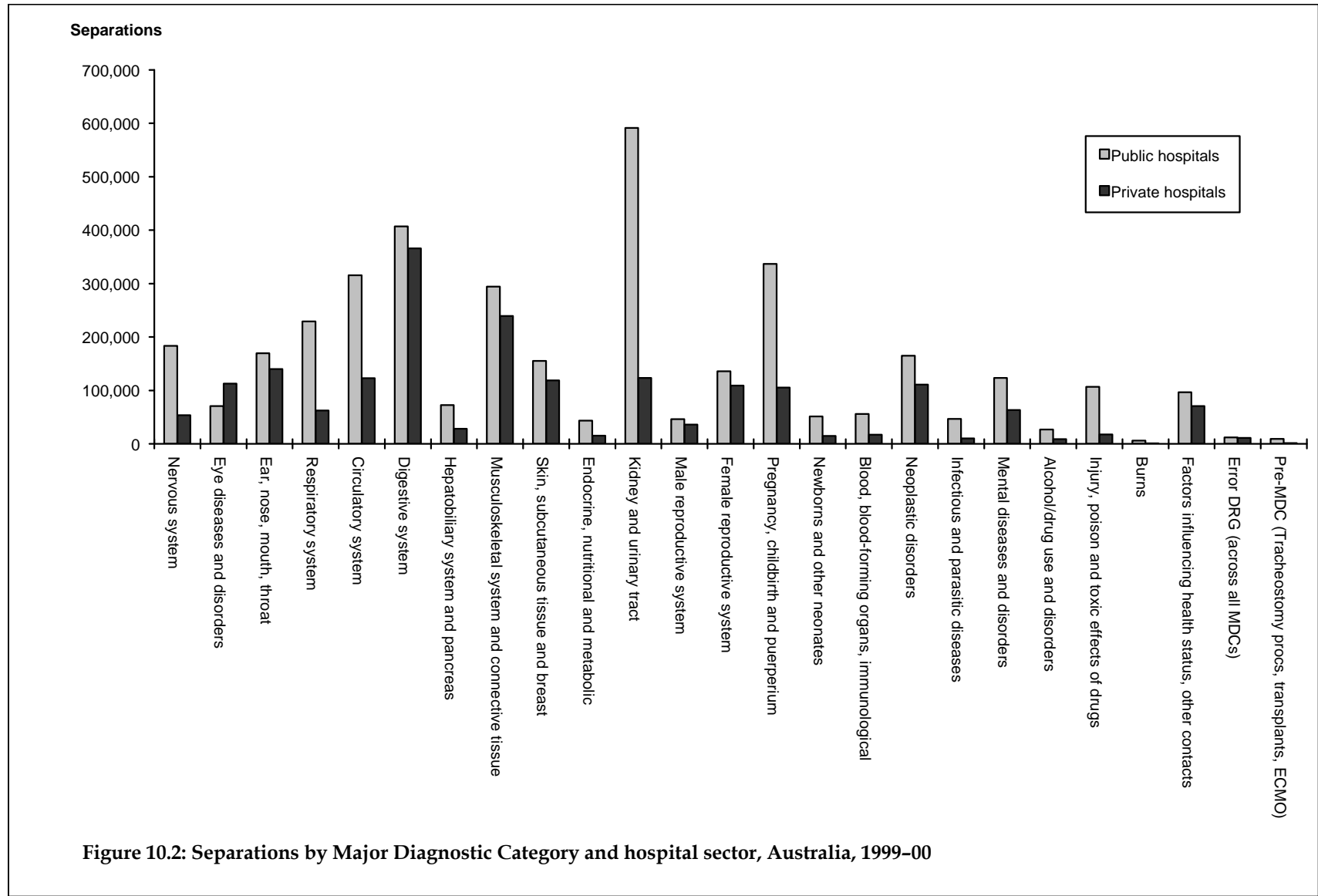


Figure 10.1: Interrelationships of an AR-DRG (F42B Circulatory disorders without AMI with invasive cardiac investigative procedure without complex diagnosis/procedure) with other data elements, all hospitals, Australia, 1999-00



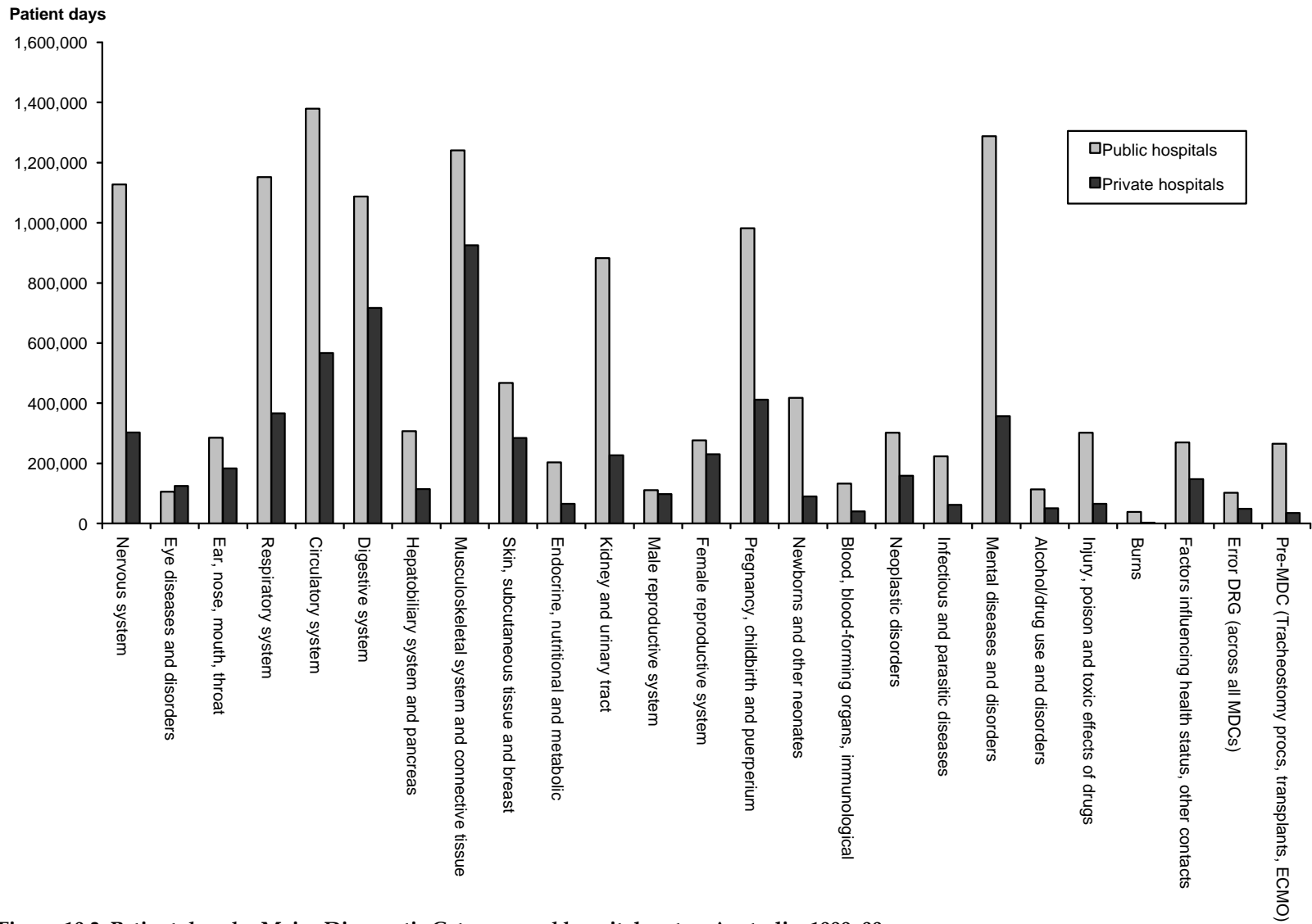


Figure 10.3: Patient days by Major Diagnostic Category and hospital sector, Australia, 1999-00

Table 10.1: Separation, same day separation, public patient separation, patient day, average length of stay and cost statistics by Major Diagnostic Category, public hospitals,^(a) Australia, 1999–00

Major Diagnostic Category	Separations	Same day separations	Public patient separations	Separations per 10,000 population	Patient days	Patient days per 10,000 population	ALOS (days)	ALOS excluding same day	Cost by volume (\$'000)
01 Diseases and disorders of the nervous system	183,571	55,839	156,645	96.4	1,127,528	591.8	6.1	8.4	637,004
02 Diseases and disorders of the eye	70,842	51,033	55,004	37.2	105,744	55.5	1.5	2.8	135,453
03 Diseases and disorders of the ear, nose, mouth and throat	169,503	76,553	145,751	89.0	285,210	149.7	1.7	2.2	260,377
04 Diseases and disorders of the respiratory system	229,051	31,612	198,127	120.2	1,151,436	604.4	5.0	5.7	712,435
05 Diseases and disorders of the circulatory system	315,580	67,208	264,927	165.6	1,379,763	724.2	4.4	5.3	1,207,737
06 Diseases and disorders of the digestive system	407,101	194,775	360,416	213.7	1,087,079	570.6	2.7	4.2	808,574
07 Diseases and disorders of the hepatobiliary system and pancreas	72,441	12,752	64,234	38.0	307,181	161.2	4.2	4.9	252,798
08 Diseases and disorders of the musculoskeletal system and connective tissue	294,487	102,892	245,994	154.6	1,240,583	651.2	4.2	5.9	1,040,069
09 Diseases and disorders of the skin, subcutaneous tissue and breast	155,130	78,836	136,244	81.4	467,792	245.5	3.0	5.1	326,290
10 Endocrine, nutritional and metabolic diseases and disorders	43,484	9,329	38,352	22.8	203,321	106.7	4.7	5.7	133,711
11 Diseases and disorders of the kidney and urinary tract	591,545	516,635	527,213	310.5	882,579	463.3	1.5	4.9	512,128
12 Diseases and disorders of the male reproductive system	46,113	25,096	39,827	24.2	111,058	58.3	2.4	4.1	93,282
13 Diseases and disorders of the female reproductive system	135,654	84,440	117,214	71.2	276,809	145.3	2.0	3.8	242,658
14 Pregnancy, childbirth and puerperium	336,991	78,746	312,213	176.9	982,211	515.6	2.9	3.5	731,861
15 Newborns and other neonates	51,220	4,804	47,849	26.9	417,567	219.2	8.2	8.9	281,688
16 Diseases and disorders of the blood and blood-forming organs, and immunological disorders	55,816	35,813	48,201	29.3	132,122	69.4	2.4	4.8	88,509
17 Neoplastic disorders (haematological and solid neoplasms)	164,925	144,285	144,127	86.6	301,313	158.2	1.8	7.6	225,277
18 Infectious and parasitic diseases	46,467	8,495	41,029	24.4	222,795	116.9	4.8	5.6	152,255
19 Mental diseases and disorders	123,142	33,593	115,492	64.6	1,288,109	676.1	10.5	14.0	427,869
20 Alcohol/drug use and alcohol/drug induced organic mental disorders	26,826	5,851	25,796	14.1	113,393	59.5	4.2	5.1	53,030
21 Injuries, poisoning and toxic effects of drugs	106,907	39,468	90,904	56.1	301,921	158.5	2.8	3.9	256,256
22 Burns	6,108	1,501	5,226	3.2	38,236	20.1	6.3	8.0	37,377
23 Factors influencing health status and other contacts with health services	96,352	68,504	85,849	50.6	269,535	141.5	2.8	7.2	148,832
ED Error DRGs	11,795	3,583	10,183	6.2	102,430	53.8	8.7	12.0	72,417
PR Pre-MDC (tracheostomies, transplants, ECMO)	9,229	245	7,579	4.8	265,325	139.3	28.7	29.5	418,059
Total	3,750,280	1,731,888	3,284,396	1,968.5	13,061,040	6,855.8	3.5	5.6	9,255,946

(a) Separations for which the type of episode of care was reported as acute, or newborn with qualified patient days, or was not reported.

Note: Abbreviations: ALOS—average length of stay, MDC—Major Diagnostic Category, DRG—Diagnosis Related Group, ECMO—extracorporeal membrane oxygenation.

Table 10.2: Separation, same day separation, public patient separation, patient day, average length of stay and cost statistics by Major Diagnostic Category, private hospitals,^(a) Australia, 1999–00

Major Diagnostic Category	Separations	Same day separations	Public patient separations	Separations per 10,000 population	Patient days	Patient days per 10,000 population	ALOS (days)	ALOS excluding same day	Cost by volume (\$'000)
01 Diseases and disorders of the nervous system	53,788	17,865	2,708	28.2	302,327	160.3	5.6	7.9	137,029
02 Diseases and disorders of the eye	112,755	88,243	3,021	59.2	124,799	66.2	1.1	1.5	164,172
03 Diseases and disorders of the ear, nose, mouth and throat	139,966	85,099	2,642	73.5	183,097	97.1	1.3	1.8	167,748
04 Diseases and disorders of the respiratory system	62,308	4,542	3,428	32.7	365,800	194.0	5.9	6.3	133,293
05 Diseases and disorders of the circulatory system	122,841	23,345	5,985	64.5	567,175	300.8	4.6	5.5	400,801
06 Diseases and disorders of the digestive system	366,061	270,308	9,367	192.1	717,050	380.3	2.0	4.7	409,766
07 Diseases and disorders of the hepatobiliary system and pancreas	28,171	2,667	1,571	14.8	113,834	60.4	4.0	4.4	74,284
08 Diseases and disorders of the musculoskeletal system and connective tissue	239,274	90,698	6,447	125.6	925,330	490.7	3.9	5.6	685,770
09 Diseases and disorders of the skin, subcutaneous tissue and breast	118,972	73,718	3,154	62.4	284,543	150.9	2.4	4.7	193,546
10 Endocrine, nutritional and metabolic diseases and disorders	15,022	3,143	523	7.9	65,570	34.8	4.4	5.3	37,531
11 Diseases and disorders of the kidney and urinary tract	123,317	93,173	14,385	64.7	226,940	120.3	1.8	4.4	112,783
12 Diseases and disorders of the male reproductive system	36,261	18,211	1,206	19.0	97,970	52.0	2.7	4.4	56,136
13 Diseases and disorders of the female reproductive system	109,069	72,044	3,345	57.3	230,439	122.2	2.1	4.3	164,735
14 Pregnancy, childbirth and puerperium	105,466	30,485	6,617	55.4	411,476	218.2	3.9	5.1	218,039
15 Newborns and other neonates	14,582	1,602	1,371	7.7	89,385	47.4	6.1	6.8	39,619
16 Diseases and disorders of the blood and blood-forming organs, and immunological disorders	17,211	10,820	628	9.0	40,081	21.3	2.3	4.6	18,436
17 Neoplastic disorders (haematological and solid neoplasms)	110,702	101,168	1,862	58.1	158,881	84.3	1.4	6.1	89,085
18 Infectious and parasitic diseases	10,035	1,164	660	5.3	61,680	32.7	6.1	6.8	22,450
19 Mental diseases and disorders	63,451	42,356	850	33.3	356,579	189.1	5.6	14.9	67,859
20 Alcohol/drug use and alcohol/drug induced organic mental disorders	8,892	4,287	244	4.7	51,001	27.0	5.7	10.1	10,500
21 Injuries, poisoning and toxic effects of drugs	17,553	4,718	1,384	9.2	65,794	34.9	3.7	4.8	33,699
22 Burns	436	87	35	0.2	2,384	1.3	5.5	6.6	1,127
23 Factors influencing health status and other contacts with health services	70,905	58,660	1,679	37.2	147,553	78.2	2.1	7.3	75,590
ED Error DRGs	11,232	6,653	274	5.9	49,260	26.1	4.4	9.3	31,282
PR Pre-MDC (tracheostomies, transplants, ECMO)	1,294	58	58	0.7	34,936	18.5	27.0	28.2	48,273
Total	1,959,564	1,105,114	73,444	1,039.2	5,673,884	3,008.9	2.9	5.3	3,393,554

(a) Separations for which the type of episode of care was reported as acute, or newborn with qualified patient days, or was not reported.

Note: Abbreviations: ALOS—average length of stay, MDC—Major Diagnostic Category, DRG—Diagnosis Related Group, ECMO—extracorporeal membrane oxygenation.

Table 10.2: Separation, same day separation, public patient separation, patient day, average length of stay and cost statistics by Major Diagnostic Category, private hospitals,^(a) Australia, 1999–00

Major Diagnostic Category	Separations	Same day separations	Public patient separations	Separations per 10,000 population	Patient days	Patient days per 10,000 population	ALOS (days)	ALOS excluding same day	Cost by volume (\$'000)
01 Diseases and disorders of the nervous system	53,788	17,865	2,708	28.2	302,327	160.3	5.6	7.9	137,029
02 Diseases and disorders of the eye	112,755	88,243	3,021	59.2	124,799	66.2	1.1	1.5	164,172
03 Diseases and disorders of the ear, nose, mouth and throat	139,966	85,099	2,642	73.5	183,097	97.1	1.3	1.8	167,748
04 Diseases and disorders of the respiratory system	62,308	4,542	3,428	32.7	365,800	194.0	5.9	6.3	133,293
05 Diseases and disorders of the circulatory system	122,841	23,345	5,985	64.5	567,175	300.8	4.6	5.5	400,801
06 Diseases and disorders of the digestive system	366,061	270,308	9,367	192.1	717,050	380.3	2.0	4.7	409,766
07 Diseases and disorders of the hepatobiliary system and pancreas	28,171	2,667	1,571	14.8	113,834	60.4	4.0	4.4	74,284
08 Diseases and disorders of the musculoskeletal system and connective tissue	239,274	90,698	6,447	125.6	925,330	490.7	3.9	5.6	685,770
09 Diseases and disorders of the skin, subcutaneous tissue and breast	118,972	73,718	3,154	62.4	284,543	150.9	2.4	4.7	193,546
10 Endocrine, nutritional and metabolic diseases and disorders	15,022	3,143	523	7.9	65,570	34.8	4.4	5.3	37,531
11 Diseases and disorders of the kidney and urinary tract	123,317	93,173	14,385	64.7	226,940	120.3	1.8	4.4	112,783
12 Diseases and disorders of the male reproductive system	36,261	18,211	1,206	19.0	97,970	52.0	2.7	4.4	56,136
13 Diseases and disorders of the female reproductive system	109,069	72,044	3,345	57.3	230,439	122.2	2.1	4.3	164,735
14 Pregnancy, childbirth and puerperium	105,466	30,485	6,617	55.4	411,476	218.2	3.9	5.1	218,039
15 Newborns and other neonates	14,582	1,602	1,371	7.7	89,385	47.4	6.1	6.8	39,619
16 Diseases and disorders of the blood and blood-forming organs, and immunological disorders	17,211	10,820	628	9.0	40,081	21.3	2.3	4.6	18,436
17 Neoplastic disorders (haematological and solid neoplasms)	110,702	101,168	1,862	58.1	158,881	84.3	1.4	6.1	89,085
18 Infectious and parasitic diseases	10,035	1,164	660	5.3	61,680	32.7	6.1	6.8	22,450
19 Mental diseases and disorders	63,451	42,356	850	33.3	356,579	189.1	5.6	14.9	67,859
20 Alcohol/drug use and alcohol/drug induced organic mental disorders	8,892	4,287	244	4.7	51,001	27.0	5.7	10.1	10,500
21 Injuries, poisoning and toxic effects of drugs	17,553	4,718	1,384	9.2	65,794	34.9	3.7	4.8	33,699
22 Burns	436	87	35	0.2	2,384	1.3	5.5	6.6	1,127
23 Factors influencing health status and other contacts with health services	70,905	58,660	1,679	37.2	147,553	78.2	2.1	7.3	75,590
ED Error DRGs	11,232	6,653	274	5.9	49,260	26.1	4.4	9.3	31,282
PR Pre-MDC (tracheostomies, transplants, ECMO)	1,294	58	58	0.7	34,936	18.5	27.0	28.2	48,273
Total	1,959,564	1,105,114	73,444	1,039.2	5,673,884	3,008.9	2.9	5.3	3,393,554

(a) Separations for which the type of episode of care was reported as acute, or newborn with qualified patient days, or was not reported.

Note: Abbreviations: ALOS—average length of stay, MDC—Major Diagnostic Category, DRG—Diagnosis Related Group, ECMO—extracorporeal membrane oxygenation.

Table 10.3: Separations by Major Diagnostic Category, public hospitals,^(a) States and Territories, 1999–00

Major Diagnostic Category	NSW	Vic	Qld	WA	SA	Tas	ACT	NT	Total
01 Diseases and disorders of the nervous system	62,923	48,287	30,876	17,082	16,510	3,697	2,446	1,750	183,571
02 Diseases and disorders of the eye	22,337	19,651	11,243	7,685	7,796	625	694	811	70,842
03 Diseases and disorders of the ear, nose, mouth and throat	49,579	43,460	33,635	17,754	17,086	3,472	2,511	2,006	169,503
04 Diseases and disorders of the respiratory system	83,388	53,421	41,099	19,607	21,475	3,941	2,418	3,702	229,051
05 Diseases and disorders of the circulatory system	112,174	77,019	57,983	24,097	30,659	6,633	4,677	2,338	315,580
06 Diseases and disorders of the digestive system	142,410	98,246	71,547	41,317	37,542	6,562	5,604	3,873	407,101
07 Diseases and disorders of the hepatobiliary system and	25,505	18,186	12,920	5,983	6,593	1,425	1,120	709	72,441
08 Diseases and disorders of the musculoskeletal system									
and connective tissue	98,950	70,734	54,519	28,049	27,302	7,111	4,636	3,186	294,487
09 Diseases and disorders of the skin, subcutaneous tissue									
and breast	46,846	34,034	33,309	14,772	18,339	3,757	1,816	2,257	155,130
10 Endocrine, nutritional and metabolic diseases and disorders	13,546	11,497	8,075	3,531	4,323	1,268	578	666	43,484
11 Diseases and disorders of the kidney and urinary tract	174,106	174,653	91,921	61,984	43,056	11,833	13,850	20,142	591,545
12 Diseases and disorders of the male reproductive system	15,901	13,263	6,028	4,458	4,533	967	477	486	46,113
13 Diseases and disorders of the female reproductive system	40,639	39,228	24,055	12,102	13,948	2,490	1,759	1,433	135,654
14 Pregnancy, childbirth and puerperium	112,864	84,787	60,687	27,233	33,232	6,594	4,941	6,653	336,991
15 Newborns and other neonates	17,864	13,268	8,732	3,191	5,145	994	1,020	1,006	51,220
16 Diseases and disorders of the blood and blood-forming									
organs, and immunological disorders	16,758	15,834	8,605	5,275	6,239	1,265	1,466	374	55,816
17 Neoplastic disorders (haematological and solid neoplasms)	31,946	54,132	35,553	16,997	18,299	2,677	4,733	588	164,925
18 Infectious and parasitic diseases	16,638	10,745	8,814	4,632	3,470	813	600	755	46,467
19 Mental diseases and disorders	37,597	30,415	22,428	14,662	12,565	3,513	1,206	756	123,142
20 Alcohol/drug use and alcohol/drug induced organic mental									
disorders	11,237	4,251	5,839	2,991	1,877	267	145	219	26,826
21 Injuries, poisoning and toxic effects of drugs	33,973	24,547	25,928	9,980	8,090	1,866	1,088	1,435	106,907
22 Burns	1,870	1,108	1,407	800	569	113	48	193	6,108
23 Factors influencing health status and other contacts with									
health services	27,583	25,694	19,672	9,102	9,989	1,814	1,738	760	96,352
ED Error DRGs	3,765	3,721	988	945	1,189	389	158	640	11,795
PR Pre-MDC (tracheostomies, transplants, ECMO)	3,098	2,523	1,570	753	773	212	173	127	9,229
Total	1,203,497	972,704	677,433	354,982	350,599	74,298	59,902	56,865	3,750,280

(a) Separations for which the type of episode of care was reported as acute, or newborn with qualified patient days, or was not reported.

Note: Abbreviations: MDC—Major Diagnostic Category, DRG—Diagnosis Related Group, ECMO—extracorporeal membrane oxygenation.

Table 10.4: Separations by Major Diagnostic Category, private hospitals,^(a) States and Territories, 1999–00

Major Diagnostic Category	NSW	Vic	Qld	WA	SA	Tas	ACT	NT	Total
01 Diseases and disorders of the nervous system	12,470	14,095	13,449	6,235	5,212	n.p.	n.p.	n.a.	53,788
02 Diseases and disorders of the eye	41,769	22,976	27,021	9,893	7,197	n.p.	n.p.	n.a.	112,755
03 Diseases and disorders of the ear, nose, mouth and throat	42,063	34,267	27,247	18,251	13,782	n.p.	n.p.	n.a.	139,966
04 Diseases and disorders of the respiratory system	15,368	16,390	16,481	6,204	5,593	n.p.	n.p.	n.a.	62,308
05 Diseases and disorders of the circulatory system	33,448	34,179	27,972	11,892	10,997	n.p.	n.p.	n.a.	122,841
06 Diseases and disorders of the digestive system	113,275	99,285	87,409	33,333	24,262	n.p.	n.p.	n.a.	366,061
07 Diseases and disorders of the hepatobiliary system and	8,121	6,729	6,403	3,312	2,459	n.p.	n.p.	n.a.	28,171
08 Diseases and disorders of the musculoskeletal system and connective tissue	70,067	59,071	41,616	32,552	25,606	n.p.	n.p.	n.a.	239,274
09 Diseases and disorders of the skin, subcutaneous tissue and breast	36,474	27,531	27,643	10,812	11,583	n.p.	n.p.	n.a.	118,972
10 Endocrine, nutritional and metabolic diseases and disorders	3,665	4,157	3,456	1,711	1,510	n.p.	n.p.	n.a.	15,022
11 Diseases and disorders of the kidney and urinary tract	33,311	32,290	30,481	12,669	12,332	n.p.	n.p.	n.a.	123,317
12 Diseases and disorders of the male reproductive system	12,658	9,542	6,298	3,790	2,406	n.p.	n.p.	n.a.	36,261
13 Diseases and disorders of the female reproductive system	36,809	28,076	22,658	10,324	6,798	n.p.	n.p.	n.a.	109,069
14 Pregnancy, childbirth and puerperium	37,397	23,963	18,262	15,421	5,628	n.p.	n.p.	n.a.	105,466
15 Newborns and other neonates	5,809	2,988	2,046	1,451	528	n.p.	n.p.	n.a.	14,582
16 Diseases and disorders of the blood and blood forming organs, and immunological disorders	4,046	4,669	4,987	1,741	1,273	n.p.	n.p.	n.a.	17,211
17 Neoplastic disorders (haematological and solid neoplasms)	21,843	33,678	32,248	9,782	10,542	n.p.	n.p.	n.a.	110,702
18 Infectious and parasitic diseases	2,359	2,324	2,839	1,319	809	n.p.	n.p.	n.a.	10,035
19 Mental diseases and disorders	12,089	25,020	12,626	9,526	1,544	n.p.	n.p.	n.a.	63,451
20 Alcohol/drug use and alcohol/drug induced organic mental disorders	1,835	3,410	2,424	624	295	n.p.	n.p.	n.a.	8,892
21 Injuries, poisoning and toxic effects of drugs	3,676	4,401	4,173	2,724	1,734	n.p.	n.p.	n.a.	17,553
22 Burns	71	127	114	58	50	n.p.	n.p.	n.a.	436
23 Factors influencing health status and other contacts with health services	24,900	18,204	14,480	6,854	4,643	n.p.	n.p.	n.a.	70,905
ED Error DRGs	3,547	4,732	1,316	587	711	n.p.	n.p.	n.a.	11,232
PR Pre-MDC (tracheostomies, transplants, ECMO)	305	307	384	92	154	n.p.	n.p.	n.a.	1,294
Total	577,375	512,411	434,033	211,157	157,648	n.p.	n.p.	n.a.	1,959,564

(a) Separations for which the type of episode of care was reported as acute, or newborn with qualified patient days, or was not reported.

Note: Abbreviations: MDC—Major Diagnostic Category, DRG—Diagnosis Related Group, ECMO—extracorporeal membrane oxygenation.

n.a. not available.

n.p. not published.

Table 10.5: Patient days by Major Diagnostic Category, public hospitals, ^(a) States and Territories, 1999–00

Major Diagnostic Category	NSW	Vic	Qld	WA	SA	Tas	ACT	NT	Total
01 Diseases and disorders of the nervous system	438,692	267,919	159,222	123,485	94,173	22,828	13,195	8,014	1,127,528
02 Diseases and disorders of the eye	37,030	25,367	16,979	11,794	10,801	1,221	1,072	1,480	105,744
03 Diseases and disorders of the ear, nose, mouth and throat	93,383	66,928	51,637	30,225	28,350	6,372	4,163	4,152	285,210
04 Diseases and disorders of the respiratory system	440,112	264,457	188,843	98,501	103,081	24,204	13,220	19,018	1,151,436
05 Diseases and disorders of the circulatory system	526,152	318,382	238,123	106,686	126,323	31,833	20,994	11,270	1,379,763
06 Diseases and disorders of the digestive system	404,437	257,539	174,689	103,173	98,777	20,875	15,091	12,498	1,087,079
07 Diseases and disorders of the hepatobiliary system and	118,548	73,244	49,745	25,119	25,558	6,288	5,105	3,574	307,181
08 Diseases and disorders of the musculoskeletal system and connective tissue	457,519	287,233	199,958	121,592	104,477	29,754	23,028	17,022	1,240,583
09 Diseases and disorders of the skin, subcutaneous tissue and breast	163,101	109,837	82,210	43,392	44,583	9,711	5,055	9,903	467,792
10 Endocrine, nutritional and metabolic diseases and disorders	67,034	51,035	35,815	17,910	18,533	4,931	2,257	5,806	203,321
11 Diseases and disorders of the kidney and urinary tract	286,725	240,649	140,616	86,491	67,861	17,943	18,241	24,053	882,579
12 Diseases and disorders of the male reproductive system	42,029	28,424	14,529	9,378	11,271	2,816	1,529	1,082	111,058
13 Diseases and disorders of the female reproductive system	90,036	73,880	46,202	26,852	27,577	5,614	3,882	2,766	276,809
14 Pregnancy, childbirth and puerperium	346,833	242,284	163,703	88,045	85,315	19,096	16,147	20,788	982,211
15 Newborns and other neonates	128,382	106,594	79,918	32,439	40,073	10,591	9,803	9,767	417,567
16 Diseases and disorders of the blood and blood-forming organs, and immunological disorders	45,300	34,821	19,576	11,613	13,486	2,963	2,883	1,480	132,122
17 Neoplastic disorders (haematological and solid neoplasms)	88,088	84,732	56,517	27,710	30,895	5,216	7,310	845	301,313
18 Infectious and parasitic diseases	79,342	56,010	38,672	21,212	15,391	4,467	3,106	4,595	222,795
19 Mental diseases and disorders	477,535	279,065	220,446	147,052	117,753	26,087	14,196	5,975	1,288,109
20 Alcohol/drug use and alcohol/drug induced organic mental disorders	48,126	17,436	23,423	14,336	7,386	1,194	703	789	113,393
21 Injuries, poisoning and toxic effects of drugs	98,156	70,451	62,730	29,975	24,524	6,022	4,726	5,337	301,921
22 Burns	11,097	8,496	6,972	5,283	4,041	579	424	1,344	38,236
23 Factors influencing health status and other contacts with health services	86,628	72,329	41,922	18,919	31,374	10,704	3,843	3,816	269,535
ED Error DRGs	28,951	28,956	8,135	9,577	9,064	12,305	1,697	3,745	102,430
PR Pre-MDC (tracheostomies, transplants, ECMO)	89,526	74,875	42,516	22,159	23,347	5,261	4,463	3,178	265,325
Total	4,692,762	3,140,943	2,163,098	1,232,918	1,164,014	288,875	196,133	182,297	13,061,040

(a) Separations for which the type of episode of care was reported as acute, or newborn with qualified patient days, or was not reported.

Note: Abbreviations: MDC—Major Diagnostic Category, DRG—Diagnosis Related Group, ECMO—extracorporeal membrane oxygenation.

Table 10.6: Patient days by Major Diagnostic Category, private hospitals,^(a) States and Territories, 1999–00

Major Diagnostic Category	NSW	Vic	Qld	WA	SA	Tas	ACT	NT	Total
01 Diseases and disorders of the nervous system	67,117	81,276	83,997	26,926	29,312	9,637	4,062	n.a.	302,327
02 Diseases and disorders of the eye	45,361	25,265	29,892	11,500	8,218	3,300	1,263	n.a.	124,799
03 Diseases and disorders of the ear, nose, mouth and throat	53,131	44,373	37,101	23,424	18,889	3,713	2,466	n.a.	183,097
04 Diseases and disorders of the respiratory system	79,052	99,513	103,208	36,825	33,028	9,571	4,603	n.a.	365,800
05 Diseases and disorders of the circulatory system	144,920	158,713	144,753	49,782	50,065	13,147	5,795	n.a.	567,175
06 Diseases and disorders of the digestive system	196,471	192,542	176,135	71,979	57,705	15,991	6,227	n.a.	717,050
07 Diseases and disorders of the hepatobiliary system and	30,424	29,139	27,177	12,004	10,232	3,053	1,805	n.a.	113,834
08 Diseases and disorders of the musculoskeletal system and connective tissue	262,967	227,462	189,808	111,399	90,333	28,679	14,682	n.a.	925,330
09 Diseases and disorders of the skin, subcutaneous tissue and breast	82,194	70,663	65,288	27,885	27,118	7,310	4,085	n.a.	284,543
10 Endocrine, nutritional and metabolic diseases and disorders	14,751	18,843	16,022	6,286	7,079	1,835	754	n.a.	65,570
11 Diseases and disorders of the kidney and urinary tract	58,249	60,407	55,318	23,974	22,062	4,046	2,884	n.a.	226,940
12 Diseases and disorders of the male reproductive system	32,773	25,150	18,414	9,081	7,517	2,589	2,446	n.a.	97,970
13 Diseases and disorders of the female reproductive system	71,953	57,232	45,639	26,557	18,655	5,791	4,612	n.a.	230,439
14 Pregnancy, childbirth and puerperium	128,933	101,001	77,154	59,703	25,443	11,292	7,950	n.a.	411,476
15 Newborns and other neonates	31,826	17,127	17,285	10,811	3,808	3,941	4,587	n.a.	89,385
16 Diseases and disorders of the blood and blood-forming organs, and immunological disorders	8,783	10,828	11,243	3,967	3,652	1,091	517	n.a.	40,081
17 Neoplastic disorders (haematological and solid neoplasms)	32,370	47,792	45,520	14,390	14,635	1,275	2,899	n.a.	158,881
18 Infectious and parasitic diseases	13,462	15,801	17,415	7,066	5,549	1,669	718	n.a.	61,680
19 Mental diseases and disorders	83,431	106,022	88,102	43,516	20,538	9,966	5,004	n.a.	356,579
20 Alcohol/drug use and alcohol/drug induced organic mental disorders	13,943	19,201	9,537	4,274	2,729	1,164	153	n.a.	51,001
21 Injuries, poisoning and toxic effects of drugs	14,043	18,320	15,718	8,566	6,065	2,220	862	n.a.	65,794
22 Burns	450	812	514	225	294	23	66	n.a.	2,384
23 Factors influencing health status and other contacts with health services	50,714	36,025	22,754	11,691	19,716	4,358	2,295	n.a.	147,553
ED Error DRGs	10,225	18,573	10,926	4,462	3,394	1,071	609	n.a.	49,260
PR Pre-MDC (tracheostomies, transplants, ECMO)	7,822	8,178	9,564	2,486	5,278	1,257	351	n.a.	34,936
Total	1,535,365	1,490,258	1,318,484	608,779	491,314	147,989	81,695	n.a.	5,673,884

(a) Separations for which the type of episode of care was reported as acute, or newborn with qualified patient days, or was not reported.

Note: Abbreviations: MDC—Major Diagnostic Category, DRG—Diagnosis Related Group, ECMO—extracorporeal membrane oxygenation.

n.a. not available.

Table 10.7: Separation, same day separation, public patient separation, patient day, average length of stay and cost statistics for the 30 AR-DRGs version 4.1 with the highest number of separations, public hospitals,^(a) Australia, 1999–00

AR-DRG	Separations	Same day separations	Public patient separations	Separations per 10,000 population	Patient days	Patient days per 10,000 population	ALOS (days)	Cost by volume (\$'000)
L61Z Admit for Renal Dialysis	466,701	466,368	416,921	245.0	467,076	245.2	1.0	206,282
R63Z Chemotherapy	116,662	116,348	103,793	61.2	117,172	61.5	1.0	70,697
O60D Vaginal Delivery W/O Complicating Diagnosis	111,129	4,024	103,092	58.3	334,114	175.4	3.0	254,708
G44C Other Colonoscopy, Sameday	61,141	61,141	54,499	32.1	61,141	32.1	1.0	48,852
G45B Other Gastroscopy for Non-Major Digestive Disease, Same day	59,905	59,905	53,649	31.4	59,905	31.4	1.0	41,814
F74Z Chest Pain	42,730	14,174	38,067	22.4	77,697	40.8	1.8	57,515
G67B Oesophagitis, Gastroent & Misc Digestive System Disorders Age>9 W/O Cat/Sev CC	41,509	13,380	37,086	21.8	87,482	45.9	2.1	48,981
J11Z Other Skin, Subcutaneous Tissue and Breast Procedures	37,444	32,673	33,556	19.7	48,180	25.3	1.3	49,651
O65B Other Antenatal Admission W Moderate or No Complicating Diagnosis	36,899	16,996	35,225	19.4	61,040	32.0	1.7	39,371
O40Z Abortion W D&C, Aspiration Curettage or Hysterotomy	36,476	28,155	31,916	19.1	38,835	20.4	1.1	32,938
E69C Bronchitis and Asthma Age<50 W/O CC	33,133	5,982	31,162	17.4	63,001	33.1	1.9	43,007
C08Z Major Lens Procedures	32,952	28,461	25,433	17.3	34,752	18.2	1.1	64,718
Z40Z Follow Up After Completed Treatment W Endoscopy	31,151	30,187	28,013	16.4	31,795	16.7	1.0	25,824
G66B Abdominal Pain or Mesenteric Adenitis W/O CC	30,336	10,832	27,804	15.9	49,847	26.2	1.6	30,821
Z64B Other Factors Influencing Health Status Age<80	30,335	18,934	27,589	15.9	91,464	48.0	3.0	3,088
U60Z Mental Health Treatment, Sameday, W/O ECT	28,140	28,140	24,877	14.8	28,140	14.8	1.0	14,211
X60C Injuries Age<65	28,014	15,581	23,604	14.7	39,424	20.7	1.4	27,818
J64B Cellulitis (Age>59 W/O Catastrophic or Severe CC) or Age<60	27,368	3,046	24,930	14.4	105,701	55.5	3.9	60,045
Q61C Red Blood Cell Disorders W/O Catastrophic or Severe CC	26,643	20,379	23,415	14.0	39,633	20.8	1.5	25,124
F72B Unstable Angina W/O Catastrophic or Severe CC	25,015	3,018	20,854	13.1	77,037	40.4	3.1	55,458
X62B Poisoning/Toxic Effects of Drugs & Other Substances Age<60 W/O CC	24,400	9,876	23,406	12.8	34,126	17.9	1.4	25,254
F62B Heart Failure and Shock W/O Catastrophic CC	24,280	2,259	19,590	12.7	144,211	75.7	5.9	78,910
N09Z Conisation, Vagina, Cervix and Vulva Procedures	24,261	21,014	21,377	12.7	28,648	15.0	1.2	23,460
D40Z Dental Extraction and Restorations	23,959	22,113	18,036	12.6	25,409	13.3	1.1	32,656
O65A Other Antenatal Admission W Severe Complicating Diagnosis	23,938	10,001	22,612	12.6	53,542	28.1	2.2	29,851
I74C Injury to Forearm, Wrist, Hand or Foot Age<75 W/O CC	23,213	10,569	20,490	12.2	27,279	14.3	1.2	25,627
E62C Respiratory Infection/Inflammations W/O CC	23,176	1,913	20,608	12.2	87,545	46.0	3.8	51,219
O60B Vaginal Delivery W Severe Complicating Diagnosis	22,846	563	21,318	12.0	91,650	48.1	4.0	68,766
I18Z Knee Procedures	22,681	15,521	19,802	11.9	32,358	17.0	1.4	42,822
O01D Caesarean Delivery W/O Complicating Diagnosis	22,610	58	20,263	11.9	110,643	58.1	4.9	94,645
Other	2,211,233	660,277	1,911,409	1,160.7	10,512,193	5,517.9	4.8	7,581,813
Total	3,750,280	1,731,888	3,284,396	1,968.5	13,061,040	6,855.8	3.5	9,255,946

(a) Separations for which the type of episode of care was reported as acute, or newborn with qualified patient days, or was not reported.

Notes: 1. Main abbreviations: ALOS—average length of stay, W—with, W/O—without, CC—complications and comorbidities.

2. Similar tables for all AR-DRGs are provided on the Internet at <http://www.aihw.gov.au/publications/hse/ahs99-00.html> for Australia and each State and Territory.

Table 10.8: Separation, same day separation, public patient separation, patient day, average length of stay and cost statistics for the 30 AR-DRGs version 4.1 with the highest number of separations, private hospitals,^(a) Australia, 1999-00

AR-DRG	Separations	Same day separations	Public patient separations	Separations per 10,000 population	Patient days	Patient days per 10,000 population	ALOS (days)	Cost by volume (\$'000)
G44C Other Colonoscopy, Same day	135,901	135,901	2,109	71.3	135,901	72.1	1.0	90,102
G45B Other Gastroscopy for Non-Major Digestive Disease, Same day	95,098	95,098	1,744	49.9	95,098	50.4	1.0	54,776
R63Z Chemotherapy	90,512	90,297	1,560	47.5	90,778	48.1	1.0	57,023
C08Z Major Lens Procedures	72,113	56,733	2,158	37.9	75,036	39.8	1.0	104,852
L61Z Admit for Renal Dialysis	62,454	62,444	11,603	32.8	62,478	33.1	1.0	22,483
I18Z Knee Procedures	57,107	37,117	926	30.0	72,806	38.6	1.3	79,436
D40Z Dental Extraction and Restorations	55,971	49,524	196	29.4	56,544	30.0	1.0	58,770
Z40Z Follow Up After Completed Treatment W Endoscopy	43,845	42,420	891	23.0	44,497	23.6	1.0	28,455
U60Z Mental Health Treatment, Sameday, W/O ECT	41,319	41,319	82	21.7	41,319	21.9	1.0	9,875
J11Z Other Skin, Subcutaneous Tissue and Breast Procedures	34,436	30,500	951	18.1	40,696	21.6	1.2	37,053
O60D Vaginal Delivery W/O Complicating Diagnosis	33,241	167	2,574	17.4	158,796	84.2	4.8	76,886
N07Z Other Uterine and Adnexa Procedures for Non-Malignancy	29,716	24,651	401	15.6	35,188	18.7	1.2	37,442
O40Z Abortion W D&C, Aspiration Curettage or Hysterotomy	24,858	23,348	716	13.0	25,217	13.4	1.0	22,944
F42B Circulatory Disorders W/O AMI W Invasive Cardiac Inves Proc W/O Complex DX/Pr	22,356	9,682	1,575	11.7	34,060	18.1	1.5	39,347
G09Z Inguinal and Femoral Hernia Procedures Age>0	19,295	2,155	496	10.1	36,715	19.5	1.9	31,837
G42B Other Gastroscopy for Major Digestive Disease, Sameday	17,738	17,738	288	9.3	17,738	9.4	1.0	10,731
J10Z Skin, Subcutaneous Tissue and Breast Plastic O.R. Procedures	17,698	11,416	276	9.3	24,221	12.8	1.4	30,334
D11Z Tonsillectomy or Adenoidectomy	17,583	4,154	608	9.2	19,527	10.4	1.1	18,198
L41Z Cystourethroscopy W/O CC	16,887	13,634	880	8.9	20,143	10.7	1.2	15,587
I16Z Other Shoulder Procedures	16,624	1,329	134	8.7	34,863	18.5	2.1	34,162
N10Z Diagnostic Curettage or Diagnostic Hysteroscopy	16,284	15,201	527	8.5	16,708	8.9	1.0	12,246
G11B Anal and Stomal Procedures W/O Catastrophic or Severe CC	15,818	8,659	413	8.3	26,976	14.3	1.7	18,744
I26Z Other Wrist and Hand Procedures	15,514	9,784	367	8.1	18,277	9.7	1.2	20,323
J08B Other Skin Graft and/or Debridement Procedures W/O Catastrophic or Severe CC	14,640	10,550	131	7.7	21,868	11.6	1.5	20,525
H04B Cholecystectomy W/O Closed CDE W/O Catastrophic or Severe CC	14,628	78	771	7.7	38,037	20.2	2.6	36,687
E63Z Sleep Apnoea	14,283	70	197	7.5	14,939	7.9	1.0	9,541
I68C Non-surgical Neck & Back Conditions W Pain Management Proc/Myelogram	14,187	10,149	602	7.4	26,423	14.0	1.9	16,272
N04Z Hysterectomy for Non-Malignancy	13,506	54	546	7.1	71,788	38.1	5.3	41,882
O01D Caesarean Delivery W/O Complicating Diagnosis	13,008	10	535	6.8	84,198	44.7	6.5	45,749
B05Z Carpal Tunnel Release	11,882	9,712	323	6.2	13,154	7.0	1.1	11,288
Other	911,062	291,220	38,864	478.2	4,219,895	2,237.8	4.6	2,300,000
Total	1,959,564	1,105,114	73,444	1,039.2	5,673,884	3,008.9	2.9	3,393,554

(a) Separations for which the type of episode of care was reported as acute, or newborn with qualified patient days, or was not reported.

Notes: 1. Main abbreviations: ALOS—average length of stay, W—with, W/O—without, CC—complications and comorbidities.

2. Similar tables for all AR-DRGs for Australia and each State and Territory are provided on the Internet at <http://www.aihw.gov.au/publications/hse/ahs99-00.html>

Table 10.9: Separations for the 30 AR-DRGs version 4.1 with the highest number of separations,^(a) public hospitals, States and Territories, 1999–00

AR-DRG	NSW	Vic	Qld	WA	SA	Tas	ACT	NT	Total
L61Z Admit for Renal Dialysis	131,215	142,755	69,883	50,465	31,887	9,422	12,175	18,899	466,701
R63Z Chemotherapy	18,146	40,589	26,686	12,758	12,578	1,727	3,694	484	116,662
O60D Vaginal Delivery W/O Complicating Diagnosis	40,648	26,868	21,712	8,967	7,241	2,153	1,946	1,594	111,129
G44C Other Colonoscopy, Sameday	21,197	13,236	10,314	8,740	5,312	726	1,182	434	61,141
G45B Other Gastroscopy for Non-Major Digestive Disease, Same day	17,971	15,711	10,791	7,590	5,571	833	948	490	59,905
F74Z Chest Pain	16,014	10,792	8,291	2,405	3,866	521	392	449	42,730
G67B Oesophagitis, Gastroent & Misc Digestive System Disorders Age>9 W/O Cat/Sev	14,960	9,185	8,066	3,678	4,400	689	241	290	41,509
J11Z Other Skin, Subcutaneous Tissue and Breast Procedures	9,753	7,677	10,035	3,426	4,992	822	502	237	37,444
O65B Other Antenatal Admission W Moderate or No Complicating Diagnosis	10,905	9,733	7,405	2,443	4,337	676	343	1,057	36,899
O40Z Abortion W D&C, Aspiration Curettage or Hysterotomy	10,015	10,401	3,790	2,717	7,027	930	357	1,239	36,476
E69C Bronchitis and Asthma Age<50 W/O CC	12,145	7,009	6,246	3,237	3,491	360	325	320	33,133
C08Z Major Lens Procedures	10,682	9,491	4,536	3,947	3,569	88	375	264	32,952
Z40Z Follow Up After Completed Treatment W Endoscopy	9,230	8,106	5,596	3,715	3,296	486	553	169	31,151
G66B Abdominal Pain or Mesenteric Adenitis W/O CC	11,746	7,826	5,353	2,245	2,219	463	230	254	30,336
Z64B Other Factors Influencing Health Status Age<80	7,703	8,770	7,241	2,406	2,708	574	620	313	30,335
U60Z Mental Health Treatment, Sameday, W/O ECT	10,348	5,505	4,020	5,127	2,780	217	71	72	28,140
X60C Injuries Age<65	8,518	5,152	9,782	2,054	1,409	328	113	658	28,014
J64B Cellulitis (Age>59 W/O Catastrophic or Severe CC) or Age<60	9,164	5,237	6,379	2,995	1,840	405	251	1,097	27,368
Q61C Red Blood Cell Disorders W/O Catastrophic or Severe CC	7,912	8,573	3,331	2,263	2,906	606	925	127	26,643
F72B Unstable Angina W/O Catastrophic or Severe CC	9,253	6,341	5,207	1,287	1,863	524	261	279	25,015
X62B Poisoning/Toxic Effects of Drugs & Other Substances Age<60 W/O CC	7,656	5,894	5,532	2,540	1,923	411	263	181	24,400
F62B Heart Failure and Shock W/O Catastrophic CC	9,231	5,972	3,896	2,052	2,232	436	241	220	24,280
N09Z Conisation, Vagina, Cervix and Vulva Procedures	6,350	7,285	5,442	1,527	2,657	431	266	303	24,261
D40Z Dental Extraction and Restorations	5,024	6,810	5,410	2,361	2,645	901	452	356	23,959
O65A Other Antenatal Admission W Severe Complicating Diagnosis	8,183	6,356	3,898	1,707	2,764	349	230	451	23,938
I74C Injury to Forearm, Wrist, Hand or Foot Age<75 W/O CC	8,448	4,609	6,210	1,742	1,229	302	329	344	23,213
E62C Respiratory Infection/Inflammations W/O CC	8,854	5,064	4,037	2,316	1,449	400	346	710	23,176
O60B Vaginal Delivery W Severe Complicating Diagnosis	8,736	5,584	3,900	1,931	1,510	411	403	371	22,846
I18Z Knee Procedures	5,574	6,675	3,729	2,548	3,019	369	427	340	22,681
O01D Caesarean Delivery W/O Complicating Diagnosis	7,483	5,632	4,616	1,919	1,893	414	356	297	22,610
Other	740,433	553,866	396,099	201,874	215,986	47,324	31,085	24,566	2,211,233
Total	1,203,497	972,704	677,433	354,982	350,599	74,298	59,902	56,865	3,750,280

(a) Separations for which the type of episode of care was reported as acute, or newborn with qualified patient days, or was not reported.

Note: Main abbreviations: W—with, W/O—without, CC—complications and comorbidities.

Table 10.10: Separations for the 30 AR-DRGs version 4.1 with the highest number of separations,^(a) private hospitals, States and Territories, 1999–00

AR-DRG	NSW	Vic	Qld	WA	SA	Tas	ACT	NT	Total
G44C Other Colonoscopy, Same day	46,793	35,212	32,096	11,583	7,966	2,024	227	n.a.	135,901
G45B Other Gastroscopy for Non-Major Digestive Disease, Same day	28,721	30,551	21,656	6,835	5,647	1,594	94	n.a.	95,098
R63Z Chemotherapy	18,865	27,297	24,920	8,122	9,143	282	1,883	n.a.	90,512
C08Z Major Lens Procedures	28,402	14,449	16,736	5,096	4,762	n.p.	n.p.	n.a.	72,113
L61Z Admit for Renal Dialysis	14,205	17,757	16,683	6,219	7,590	0	0	n.a.	62,454
I18Z Knee Procedures	18,276	14,035	8,253	7,244	7,090	1,116	1,093	n.a.	57,107
D40Z Dental Extraction and Restorations	16,085	15,004	10,579	8,179	4,497	n.p.	n.p.	n.a.	55,971
Z40Z Follow Up After Completed Treatment W Endoscopy	17,764	9,810	9,004	4,207	2,157	768	135	n.a.	43,845
U60Z Mental Health Treatment, Sameday, W/O ECT	7,618	18,328	7,044	6,619	63	n.p.	n.p.	n.a.	41,319
J11Z Other Skin, Subcutaneous Tissue and Breast Procedures	11,054	7,286	8,350	3,038	3,025	1,108	575	n.a.	34,436
O60D Vaginal Delivery W/O Complicating Diagnosis	10,231	8,262	6,411	4,391	2,103	n.p.	n.p.	n.a.	33,241
N07Z Other Uterine and Adnexa Procedures for Non-Malignancy	10,567	8,108	6,474	2,145	1,359	564	499	n.a.	29,716
O40Z Abortion W D&C, Aspiration Curettage or Hysterotomy	14,095	3,426	1,950	4,185	734	318	150	n.a.	24,858
F42B Circulatory Disorders W/O AMI W Invasive Cardiac Inves Proc W/O Complex DX/Pr	8,371	5,120	4,414	2,085	1,726	n.p.	n.p.	n.a.	22,356
G09Z Inguinal and Femoral Hernia Procedures Age>0	6,608	4,524	3,801	2,076	1,513	440	333	n.a.	19,295
G42B Other Gastroscopy for Major Digestive Disease, Same day	6,087	5,080	3,954	1,390	1,025	n.p.	n.p.	n.a.	17,738
J10Z Skin, Subcutaneous Tissue and Breast Plastic O.R. Procedures	5,329	3,789	4,702	1,645	1,527	322	384	n.a.	17,698
D11Z Tonsillectomy or Adenoidectomy	6,106	3,396	3,928	2,184	1,359	318	292	n.a.	17,583
L41Z Cystourethroscopy W/O CC	6,349	3,754	3,181	1,974	1,041	283	305	n.a.	16,887
I16Z Other Shoulder Procedures	5,108	3,833	2,426	2,687	2,016	257	297	n.a.	16,624
N10Z Diagnostic Curettage or Diagnostic Hysteroscopy	5,433	4,494	2,866	1,478	1,338	329	346	n.a.	16,284
G11B Anal and Stomal Procedures W/O Catastrophic or Severe CC	6,199	3,537	2,982	1,565	1,117	270	148	n.a.	15,818
I26Z Other Wrist and Hand Procedures	4,304	4,107	3,157	1,773	1,628	343	202	n.a.	15,514
J08B Other Skin Graft and/or Debridement Procedures W/O Catastrophic or Severe CC	5,180	2,540	3,453	689	2,395	195	188	n.a.	14,640
H04B Cholecystectomy W/O Closed CDE W/O Catastrophic or Severe CC	4,850	3,142	3,035	1,789	1,191	379	242	n.a.	14,628
E63Z Sleep Apnoea	5,906	3,485	3,029	469	976	n.p.	n.p.	n.a.	14,283
I68C Non-surgical Neck & Back Conditions W Pain Management Proc/Myelogram	2,990	2,845	1,415	4,457	1,513	n.p.	n.p.	n.a.	14,187
N04Z Hysterectomy for Non-Malignancy	4,104	2,795	2,844	1,662	1,316	434	351	n.a.	13,506
O01D Caesarean Delivery W/O Complicating Diagnosis	3,636	3,056	3,133	1,711	928	323	221	n.a.	13,008
B05Z Carpal Tunnel Release	3,433	3,043	2,569	1,366	1,041	247	183	n.a.	11,882
Other	244,706	240,346	208,988	102,294	77,862	24,660	12,206	n.a.	911,062
Total	577,375	512,411	434,033	211,157	157,648	44,220	22,720	n.a.	1,959,564

(a) Separations for which the type of episode of care was reported as acute, or newborn with qualified patient days, or was not reported.

Note: Main abbreviations: W—with, W/O—without, CC—complications and comorbidities.

n.a. not available.

n.p. not published.

Table 10.11: Average length of stay (days) for the 30 AR-DRGs version 4.1 with the highest number of separations, public hospitals,^(a) States and Territories, 1999–00

AR-DRG	NSW	Vic	Qld	WA	SA	Tas	ACT	NT	Total
L61Z Admit for Renal Dialysis	1.0	1.0	1.0	1.0	1.0	1.0	1.0	1.0	1.0
R63Z Chemotherapy	1.0	1.0	1.0	1.0	1.0	1.1	1.0	1.0	1.0
O60D Vaginal Delivery W/O Complicating Diagnosis	3.0	3.1	2.7	3.2	3.0	3.2	2.8	3.7	3.0
G44C Other Colonoscopy, Same day	1.0	1.0	1.0	1.0	1.0	1.0	1.0	1.0	1.0
G45B Other Gastroscopy for Non-Major Digestive Disease, Same day	1.0	1.0	1.0	1.0	1.0	1.0	1.0	1.0	1.0
F74Z Chest Pain	1.9	1.6	1.9	1.9	1.8	2.3	1.8	2.2	1.8
G67B Oesophagitis, Gastroent & Misc Digestive System Disorders Age>9 W/O Cat/Sev CC	2.2	2.0	2.0	2.2	1.9	2.7	3.0	2.5	2.1
J11Z Other Skin, Subcutaneous Tissue and Breast Procedures	1.4	1.3	1.2	1.3	1.2	1.2	1.2	1.9	1.3
O65B Other Antenatal Admission W Moderate or No Complicating Diagnosis	1.8	1.5	1.6	2.0	1.5	1.7	2.2	1.6	1.7
O40Z Abortion W D&C, Aspiration Curettage or Hysterotomy	1.1	1.0	1.1	1.1	1.0	1.1	1.1	1.1	1.1
E69C Bronchitis and Asthma Age<50 W/O CC	1.9	1.8	1.9	2.1	2.0	2.1	2.0	2.2	1.9
C08Z Major Lens Procedures	1.0	1.1	1.1	1.1	1.0	1.0	1.1	1.1	1.1
Z40Z Follow Up After Completed Treatment W Endoscopy	1.0	1.0	1.0	1.0	1.0	1.0	1.1	1.0	1.0
G66B Abdominal Pain or Mesenteric Adenitis W/O CC	1.7	1.5	1.7	1.8	1.7	1.7	1.8	2.0	1.6
Z64B Other Factors Influencing Health Status Age<80	4.4	2.5	2.0	2.2	3.8	4.7	1.6	4.8	3.0
U60Z Mental Health Treatment, Same day, W/O ECT	1.0	1.0	1.0	1.0	1.0	1.0	1.0	1.0	1.0
X60C Injuries Age<65	1.5	1.3	1.3	1.6	1.6	1.7	1.8	2.3	1.4
J64B Cellulitis (Age>59 W/O Catastrophic or Severe CC) or Age<60	4.1	4.5	3.2	3.6	3.4	4.3	4.8	4.1	3.9
Q61C Red Blood Cell Disorders W/O Catastrophic or Severe CC	1.7	1.3	1.5	1.5	1.3	1.6	1.3	2.3	1.5
F72B Unstable Angina W/O Catastrophic or Severe CC	3.3	2.7	3.2	2.6	3.2	3.4	3.3	3.4	3.1
X62B Poisoning/Toxic Effects of Drugs & Other Substances Age<60 W/O CC	1.4	1.3	1.4	1.5	1.4	1.6	1.8	1.6	1.4
F62B Heart Failure and Shock W/O Catastrophic CC	6.5	5.3	5.5	6.2	5.8	7.7	6.3	6.1	5.9
N09Z Conisation, Vagina, Cervix and Vulva Procedures	1.3	1.1	1.1	1.2	1.2	1.5	1.1	1.3	1.2
D40Z Dental Extraction and Restorations	1.1	1.0	1.1	1.0	1.0	1.0	1.0	1.1	1.1
O65A Other Antenatal Admission W Severe Complicating Diagnosis	2.3	2.0	2.2	2.6	2.0	2.3	3.2	2.9	2.2
I74C Injury to Forearm, Wrist, Hand or Foot Age<75 W/O CC	1.2	1.1	1.1	1.2	1.2	1.2	1.2	2.0	1.2
E62C Respiratory Infection/Inflammations W/O CC	4.0	3.6	3.4	3.7	3.6	4.4	3.9	4.2	3.8
O60B Vaginal Delivery W Severe Complicating Diagnosis	4.1	3.9	3.7	4.2	4.2	4.0	3.7	5.3	4.0
I18Z Knee Procedures	1.6	1.4	1.4	1.5	1.3	1.6	1.4	1.7	1.4
O01D Caesarean Delivery W/O Complicating Diagnosis	5.1	5.0	4.3	5.0	5.1	4.5	4.9	6.1	4.9
Other	5.2	4.5	4.3	4.9	4.4	5.1	4.9	5.2	4.8
Total	3.9	3.2	3.2	3.5	3.3	3.9	3.3	3.2	3.5

(a) Separations for which the type of episode of care was reported as acute, or newborn with qualified patient days, or was not reported.

Note: Main abbreviations: W—with, W/O—without, CC—complications and comorbidities.

Table 10.12: Average length of stay (days) for the 30 AR-DRGs version 4.1 with the highest number of separations, private hospitals,^(a) Territories, 1999–00

AR-DRG	NSW	Vic	Qld	WA	SA	Tas	ACT	NT	Total
G44C Other Colonoscopy, Same day	1.0	1.0	1.0	1.0	1.0	1.0	1.0	n.a.	1.0
G45B Other Gastroscopy for Non-Major Digestive Disease, Same day	1.0	1.0	1.0	1.0	1.0	1.0	1.0	n.a.	1.0
R63Z Chemotherapy	1.0	1.0	1.0	1.0	1.0	1.2	1.0	n.a.	1.0
C08Z Major Lens Procedures	1.0	1.0	1.0	1.1	1.0	n.p.	n.p.	n.a.	1.0
L61Z Admit for Renal Dialysis	1.0	1.0	1.0	1.0	1.0	n.a.	1.0
I18Z Knee Procedures	1.2	1.3	1.3	1.4	1.3	1.3	1.2	n.a.	1.3
D40Z Dental Extraction and Restorations	1.0	1.0	1.0	1.0	1.0	n.p.	n.p.	n.a.	1.0
Z40Z Follow Up After Completed Treatment W Endoscopy	1.0	1.0	1.0	1.0	1.0	1.0	1.1	n.a.	1.0
U60Z Mental Health Treatment, Sameday, W/O ECT	1.0	1.0	1.0	1.0	1.0	n.p.	n.p.	n.a.	1.0
J11Z Other Skin, Subcutaneous Tissue and Breast Procedures	1.1	1.2	1.2	1.3	1.1	1.2	1.2	n.a.	1.2
O60D Vaginal Delivery W/O Complicating Diagnosis	4.8	4.9	4.7	4.7	4.9	n.p.	n.p.	n.a.	4.8
N07Z Other Uterine and Adnexa Procedures for Non-Malignancy	1.1	1.2	1.1	1.4	1.3	1.2	1.3	n.a.	1.2
O40Z Abortion W D&C, Aspiration Curettage or Hysterotomy	1.0	1.0	1.0	1.0	1.1	1.1	1.0	n.a.	1.0
F42B Circulatory Disorders W/O AMI W Invasive Cardiac Inves Proc W/O Complex DX/Pr	1.4	1.8	1.7	1.3	1.6	n.p.	n.p.	n.a.	1.5
G09Z Inguinal and Femoral Hernia Procedures Age>0	2.0	1.9	1.6	1.9	2.2	1.9	1.9	n.a.	1.9
G42B Other Gastroscopy for Major Digestive Disease, Same day	1.0	1.0	1.0	1.0	1.0	n.p.	n.p.	n.a.	1.0
J10Z Skin, Subcutaneous Tissue and Breast Plastic O.R. Procedures	1.3	1.5	1.3	1.6	1.4	1.5	1.5	n.a.	1.4
D11Z Tonsillectomy or Adenoidectomy	1.1	1.2	1.1	1.1	1.2	1.2	1.2	n.a.	1.1
L41Z Cystourethroscopy W/O CC	1.1	1.2	1.2	1.3	1.3	1.5	1.2	n.a.	1.2
I16Z Other Shoulder Procedures	2.1	2.1	2.2	1.8	2.1	2.8	2.0	n.a.	2.1
N10Z Diagnostic Curettage or Diagnostic Hysteroscopy	1.0	1.0	1.0	1.0	1.0	1.0	1.0	n.a.	1.0
G11B Anal and Stomal Procedures W/O Catastrophic or Severe CC	1.5	1.7	1.8	2.1	1.9	2.2	2.2	n.a.	1.7
I26Z Other Wrist and Hand Procedures	1.2	1.2	1.2	1.2	1.1	1.2	1.2	n.a.	1.2
J08B Other Skin Graft and/or Debridement Procedures W/O Catastrophic or Severe CC	1.4	1.8	1.4	2.4	1.3	2.0	1.5	n.a.	1.5
H04B Cholecystectomy W/O Closed CDE W/O Catastrophic or Severe CC	2.5	2.8	2.5	2.5	2.8	2.5	2.7	n.a.	2.6
E63Z Sleep Apnoea	1.0	1.0	1.0	1.2	1.0	n.p.	n.p.	n.a.	1.0
I68C Non-surgical Neck & Back Conditions W Pain Management Proc/Myelogram	2.0	2.2	2.1	1.6	1.7	n.p.	n.p.	n.a.	1.9
N04Z Hysterectomy for Non-Malignancy	5.1	5.8	4.8	5.6	5.5	5.2	6.1	n.a.	5.3
O01D Caesarean Delivery W/O Complicating Diagnosis	6.5	6.6	6.1	7.0	6.6	5.8	7.1	n.a.	6.5
B05Z Carpal Tunnel Release	1.1	1.1	1.1	1.1	1.1	1.2	1.0	n.a.	1.1
Other	4.4	4.6	4.9	4.4	4.8	4.8	5.2	n.a.	4.6
Total	2.7	2.9	3.0	2.9	3.1	3.3	3.6	n.a.	2.9

(a) Separations for which the type of episode of care was reported as acute, or newborn with qualified patient days, or was not reported.

Note: Main abbreviations: W—with, W/O—without, CC—complications and comorbidities.

.. not applicable.

n.a. not available.

n.p. not published.

**Table 10.13: Separations for males for the 30 AR-DRGs version 4.1 with the highest number of separations, by age group, all hospitals,^(a)
Australia, 1999–00**

AR-DRG	<1	1–4	5–14	15–24	25–34	35–44	45–54	55–64	65–74	75–84	85+	Total ^(b)
L61Z Admit for Renal Dialysis	0	112	600	7,046	24,153	38,583	50,345	58,234	83,903	44,311	1,324	308,611
R63Z Chemotherapy	53	893	1,549	1,722	2,476	5,196	13,509	26,156	31,062	14,080	874	97,570
G44C Other Colonoscopy, Same day	14	75	249	1,831	5,761	12,048	19,584	20,846	19,662	9,762	903	90,735
G45B Other Gastroscopy for Non-Major Digestive Disease, Same day	169	537	980	3,273	7,787	11,599	13,890	12,872	12,047	6,641	920	70,715
I18Z Knee Procedures	2	15	603	7,547	10,014	10,232	9,410	6,395	3,454	1,260	104	49,036
C08Z Major Lens Procedures	1	5	14	68	130	496	1,836	4,807	13,330	18,284	3,844	42,815
Z40Z Follow Up After Completed Treatment W Endoscopy	9	52	53	245	1,090	3,837	7,227	8,747	10,341	6,424	946	38,971
J11Z Other Skin, Subcutaneous Tissue and Breast Procedures	183	764	1,729	1,750	2,605	4,116	5,571	5,809	6,583	5,743	1,317	36,170
D40Z Dental Extraction and Restorations	6	4,326	6,007	11,963	5,552	2,546	1,426	829	523	346	63	33,587
G09Z Inguinal and Femoral Hernia Procedures Age>0	0	1,320	1,169	1,560	2,799	3,875	5,884	6,071	5,984	3,803	686	33,151
U60Z Mental Health Treatment, Sameday, W/O ECT	1,583	613	2,032	4,216	4,068	4,151	6,995	2,171	1,027	2,304	353	29,513
F74Z Chest Pain	2	5	98	560	1,791	4,498	6,191	5,494	4,593	2,964	673	26,869
F42B Circulatory Disorders W/O AMI W Invasive Cardiac Inves Proc W/O Complex DX/Pr	53	103	150	197	415	1,648	4,792	7,308	7,617	3,432	163	25,878
I26Z Other Wrist and Hand Procedures	58	382	863	4946	4494	3140	2894	2502	2292	1110	102	22,783
L41Z Cystourethroscopy W/O CC	140	170	274	550	1,270	2,378	3,692	4,007	4,547	3,050	617	20,695
G67B Oesophagitis, Gastroent & Misc Digestive System Disorders Age>9 W/O Cat/Sev CC	0	0	1,258	2,555	3,167	2,777	2,488	2,397	2,667	2,447	830	20,586
X60C Injuries Age<65	57	1,234	2,616	5,019	4,601	3,341	2,193	1,289	0	0	0	20,350
D11Z Tonsillectomy or Adenoidectomy	61	6,470	8,729	2,225	896	450	171	86	47	20	3	19,158
G11B Anal and Stomal Procedures W/O Catastrophic or Severe CC	175	85	131	637	2,352	4,407	4,625	3,251	2,012	843	129	18,647
E69C Bronchitis and Asthma Age<50 W/O CC	832	7,924	5,433	1,813	1,274	915	429	0	0	0	0	18,620
J64B Cellulitis (Age>59 W/O Catastrophic or Severe CC) or Age<60	257	1,127	1,502	2,579	3,070	2,885	2,551	1,875	1,396	953	302	18,497
Z64B Other Factors Influencing Health Status Age<80	668	932	844	1,027	1,624	1,864	2,556	3,437	3,180	1,346	0	17,478
F72B Unstable Angina W/O Catastrophic or Severe CC	0	0	0	2	102	995	2,762	4,072	4,698	3,480	816	16,927
Q61C Red Blood Cell Disorders W/O Catastrophic or Severe CC	81	333	782	1,184	1,321	1,561	1,947	2,247	3,318	3,024	1,067	16,865
I74C Injury to Forearm, Wrist, Hand or Foot Age<75 W/O CC	15	1,028	8,495	2,866	1,596	1,062	706	392	260	0	0	16,420
G42B Other Gastroscopy for Major Digestive Disease, Same day	10	4	60	417	1,056	1,943	3,029	3,321	3,658	2,291	339	16,128
R61C Lymphoma and Non-Acute Leukaemia, Same day	8	169	123	168	503	927	2,209	3,212	4,654	3,399	690	16,062
F71B Non-Major Arrhythmia and Conduction Disorders W/O Catastrophic or Severe CC	33	24	54	214	583	1,047	2,272	3,458	4,594	3,167	602	16,048
F62B Heart Failure and Shock W/O Catastrophic CC	27	7	8	42	77	240	612	1,639	4,219	6,057	2,620	15,548
L64Z Urinary Stones and Obstruction	13	30	37	450	1,804	3,301	4,020	2,978	1,850	707	128	15,318
Other	76,607	77,081	79,983	104,463	123,550	142,970	164,414	184,885	236,579	203,489	58,834	1,452,858
Total	81,117	105,820	126,425	173,135	221,981	279,028	350,230	390,787	480,097	354,737	79,249	2,642,609

(a) Separations for which the type of episode of care was reported as acute, or newborn with qualified patient days, or was not reported.

(b) Includes separations for which age was not reported.

Note: Main abbreviations: W—with, W/O—without, CC—complications and comorbidities.

Table 10.14: Separations for females for the 30 AR-DRGs version 4.1 with the highest number of separations, by age group, all hospitals,^(a) Australia, 1999–00

AR-DRG	<1	1–4	5–14	15–24	25–34	35–44	45–54	55–64	65–74	75–84	85+	Total ^(b)
L61Z Admit for Renal Dialysis	0	1	393	3,901	15,562	22,287	33,391	49,430	66,767	27,640	1,172	220,544
O60D Vaginal Delivery W/O Complicating Diagnosis	0	0	61	32,631	91,051	20,555	72	0	0	0	0	144,370
R63Z Chemotherapy	94	796	1,320	1,324	3,512	12,194	26,167	27,788	25,098	10,448	857	109,598
G44C Other Colonoscopy, Same day	13	32	228	3,330	7,766	14,600	23,162	23,619	21,413	10,885	1,258	106,306
G45B Other Gastroscopy for Non-Major Digestive Disease, Same day	128	388	911	4,075	7,394	12,584	17,561	16,449	14,344	8,753	1,701	84,288
C08Z Major Lens Procedures	0	3	10	43	94	372	1,561	5,334	18,875	28,480	7,478	62,250
O40Z Abortion W D&C, Aspiration Curettage or Hysterotomy	0	0	125	19,136	27,914	13,817	342	0	0	0	0	61,334
N07Z Other Uterine and Adnexa Procedures for Non-Malignancy	4	3	151	4,101	17,379	17,811	6,236	2,126	927	330	45	49,113
D40Z Dental Extraction and Restorations	2	3,671	6,623	20,773	8,214	3,273	1,882	919	507	360	119	46,343
O65B Other Antenatal Admission W Moderate or No Complicating Diagnosis	0	0	47	13,784	23,806	5,371	41	0	0	0	0	43,049
U60Z Mental Health Treatment, Same day, W/O ECT	1,291	265	1,119	7,622	7,274	8,271	8,052	3,601	1,624	748	76	39,943
N10Z Diagnostic Curettage or Diagnostic Hysteroscopy	0	0	16	1,051	4,802	9,468	13,040	5,554	2,668	1,009	166	37,774
Z40Z Follow Up After Completed Treatment W Endoscopy	7	29	55	544	1,773	4,764	8,072	8,022	7,591	4,528	640	36,025
N09Z Conisation, Vagina, Cervix and Vulva Procedures	16	108	178	6,626	10,841	7,737	5,673	2,636	1,352	694	128	35,989
J11Z Other Skin, Subcutaneous Tissue and Breast Procedures	166	835	2,136	2,537	3,560	5,119	5,983	4,911	4,750	4,149	1,563	35,709
O01D Caesarean Delivery W/O Complicating Diagnosis	0	0	9	4,682	22,954	7,933	40	0	0	0	0	35,618
N08Z Endoscopic Procedures for Female Reproductive System	1	0	63	4,011	13,844	12,099	2,210	394	138	49	6	32,815
I18Z Knee Procedures	2	9	577	3,564	4,060	4,949	6,117	5,270	4,150	1,856	198	30,752
N04Z Hysterectomy for Non-Malignancy	0	0	5	67	2,366	10,633	11,015	2,943	2,199	1,035	126	30,389
G67B Oesophagitis, Gastroent & Misc Digestive System Disorders Age>9 W/O Cat/Sev CC	0	0	1,369	3,762	4,366	3,443	3,710	3,442	3,873	4,115	1,891	29,971
O60B Vaginal Delivery W Severe Complicating Diagnosis	0	0	21	6,658	16,720	4,548	23	0	0	0	0	27,970
O65A Other Antenatal Admission W Severe Complicating Diagnosis	0	0	5	6,616	15,796	4,879	51	1	0	0	0	27,348
H04B Cholecystectomy W/O Closed CDE W/O Catastrophic or Severe CC	2	4	78	1,798	4,576	5,153	5,670	4,588	3,113	1,417	188	26,587
F74Z Chest Pain	2	5	91	475	1,291	2,956	4,971	4,729	4,511	3,765	1,348	24,144
Z64B Other Factors Influencing Health Status Age<80	501	676	738	1,987	4,461	3,256	3,420	3,325	3,171	1,365	0	22,900
G66B Abdominal Pain or Mesenteric Adenitis W/O CC	106	277	2,348	4,713	4,407	3,503	2,595	1,647	1,451	1,124	435	22,606
O64Z False Labour	0	0	25	7,104	11,886	2,617	13	0	0	0	0	21,645
O61Z Postpartum and Post Abortion W/O O.R. Procedure	1	0	18	4,018	13,404	4,069	22	0	0	0	0	21,532
D11Z Tonsillectomy or Adenoidectomy	9	4,281	8,980	4,762	1,393	430	136	88	56	10	3	20,148
Q61C Red Blood Cell Disorders W/O Catastrophic or Severe CC Other	82	206	648	1,298	1,786	2,499	3,194	2,155	3,093	3,526	1,557	20,044
Total	58,057	72,272	94,453	284,708	521,580	404,111	380,581	357,774	410,229	351,238	132,163	3,067,172

(a) Separations for which the type of episode of care was reported as acute, or newborn with qualified patient days, or was not reported.

(b) Includes separations for which age was not reported.

Note: Main abbreviations: W—with, W/O—without, CC—complications and comorbidities.

Table 10.15: Separation, public patient separation, patient day and cost statistics for the 30 AR-DRGs version 4.1 with the highest number of separations, private free-standing day hospitals,^(a) Australia, 1999–00

AR-DRG	Separations	Public patient separations	Separations per 10,000 population	Patient days	Cost by volume (\$'000)
G44C Other Colonoscopy, Same day	47,222	640	25.0	47,222	31,308
G45B Other Gastroscopy for Non-Major Digestive Disease, Same day	39,083	587	20.7	39,083	22,512
C08Z Major Lens Procedures	26,268	122	13.9	26,268	38,194
R63Z Chemotherapy	20,046	435	10.6	20,046	12,629
O40Z Abortion W D&C, Aspiration Curettage or Hysterotomy	14,675	1	7.8	14,675	13,545
Z40Z Follow Up After Completed Treatment W Endoscopy	10,410	88	5.5	10,410	6,756
J11Z Other Skin, Subcutaneous Tissue and Breast Procedures	10,389	14	5.5	10,389	11,179
D40Z Dental Extraction and Restorations	9,401	0	5.0	9,401	9,871
N07Z Other Uterine and Adnexa Procedures for Non-Malignancy	6,724	1	3.6	6,724	8,472
G42B Other Gastroscopy for Major Digestive Disease, Same day	6,698	56	3.6	6,698	4,052
C09Z Other Lens Procedures	5,226	4	2.8	5,226	7,917
J08B Other Skin Graft and/or Debridement Procedures W/O Catastrophic or Severe CC	5,099	3	2.7	5,099	7,149
J10Z Skin, Subcutaneous Tissue and Breast Plastic O.R. Procedures	4,486	7	2.4	4,486	7,689
L61Z Admit for Renal Dialysis	4,183	0	2.2	4,183	1,506
R61C Lymphoma and Non-Acute Leukaemia, Same day	3,072	5	1.6	3,072	1,687
C11Z Eyelid Procedures	3,059	4	1.6	3,059	4,408
N11B Other Female Reproductive System O.R. Procs Age<65 W/O Malignancy W/O CC	2,891	0	1.5	2,891	3,197
F42B Circulatory Disorders W/O AMI W Invasive Cardiac Inves Proc W/O Complex DX/Pr	2,641	1,349	1.4	2,641	4,648
C14Z Other Eye Procedures	2,559	0	1.4	2,559	2,403
Q61C Red Blood Cell Disorders W/O Catastrophic or Severe CC	2,066	43	1.1	2,066	1,580
G11B Anal and Stomal Procedures W/O Catastrophic or Severe CC	1,998	16	1.1	1,998	2,368
E63Z Sleep Apnoea	1,959	0	1.0	1,959	1,309
I18Z Knee Procedures	1,929	0	1.0	1,929	2,683
961Z Unacceptable Principal Diagnosis	1,904	135	1.0	1,904	2,075
C12Z Other Corneal, Scleral and Conjunctival Procedures	1,808	1	1.0	1,808	2,229
J67B Minor Skin Disorders W/O CC	1,798	2	1.0	1,798	1,573
N10Z Diagnostic Curettage or Diagnostic Hysteroscopy	1,567	3	0.8	1,567	1,178
C04Z Major Corneal, Scleral and Conjunctival Procedures	1,514	2	0.8	1,514	3,558
J06B Major Procedures for Non-Malignant Breast Conditions	1,481	1	0.8	1,481	3,449
N09Z Conisation, Vagina, Cervix and Vulva Procedures	1,433	0	0.8	1,433	1,198
--- Other	35,647	897	18.9	35,647	56,118
Total	279,236	4,416	148.1	279,236	278,442

(a) Separations for which the type of episode of care was reported as acute, or newborn with qualified patient days, or was not reported.

Note: Main abbreviations: W—with, W/O—without, CC—complications and comorbidities.

Table 10.16: Separation, same day separation, public patient separation, patient day, average length of stay and cost statistics for the 30 AR-DRGs version 4.1 with the highest number of separations, public psychiatric hospitals,^(a) Australia, 1999-00

AR-DRG	Separations	Same day separations	Public patient separations	Separations per 10,000 population	Patient days	days per 10,000 population	ALOS (days)	Cost by volume (\$'000)
U67Z Personality Disorders and Acute Reactions	2,492	0	2,423	1.3	24,250	12.7	9.7	6,474
U63B Major Affective Disorders Age<70 W/O Catastrophic or Severe CC	2,348	0	2,288	1.2	46,976	24.7	20.0	12,271
U61B Schizophrenia Disorders W/O Mental Health Legal Status	2,335	0	2,251	1.2	175,703	92.2	75.2	12,319
U60Z Mental Health Treatment, Same day, W/O ECT	1,967	1,967	1,964	1.0	1,967	1.0	1.0	993
U61A Schizophrenia Disorders W Mental Health Legal Status	1,756	0	1,655	0.9	96,492	50.6	54.9	14,315
V63Z Opioid Use Disorder and Dependence	593	53	591	0.3	1,984	1.0	3.3	1,252
B63Z Dementia and Other Chronic Disturbances of Cerebral Function	524	48	436	0.3	106,575	55.9	203.4	3,200
V61B Drug Intoxication and Withdrawal WO CC	516	25	503	0.3	4,174	2.2	8.1	1,418
U64Z Other Affective and Somatoform Disorders	449	0	426	0.2	6,179	3.2	13.8	1,263
V60Z Alcohol Intoxication and Withdrawal	404	50	388	0.2	9,239	4.8	22.9	538
U63A Major Affective Disorders W Cat or Sev CC or (Age>69 W/O Cat or Sev	357	0	347	0.2	22,537	11.8	63.1	3,288
V64Z Other Drug Use Disorder and Dependence	355	17	328	0.2	2,837	1.5	8.0	745
U62A Paranoia, acute psych disorder W Cat/Sev CC or Mental Hlth Legal Status	335	0	313	0.2	7,071	3.7	21.1	2,114
U62B Paranoia, acute psych disorder W/O Cat/Sev CC or Mental Hlth Legal	309	0	302	0.2	7,674	4.0	24.8	1,294
V62A Alcohol Use Disorder and Dependence	306	0	302	0.2	2,670	1.4	8.7	748
960Z Ungroupable	177	0	176	0.1	10,793	5.7	61.0	770
V61A Drug Intoxication and Withdrawal W CC	158	3	158	0.1	1,463	0.8	9.3	561
Z64B Other Factors Influencing Health Status Age<80	158	19	143	0.1	2,452	1.3	15.5	0
U65Z Anxiety Disorders	101	0	100	0.1	1,395	0.7	13.8	214
B64Z Delirium	97	5	87	0.1	2,731	1.4	28.2	418
B81B Other Disorders of the Nervous System W/O Catastrophic or Severe CC	37	2	32	<0.1	22,109	11.6	597.5	77
U40Z Mental Health Treatment, Same day, W ECT	37	37	37	<0.1	37	<0.1	1.0	23
U66Z Eating and Obsessive-Compulsive Disorders	33	0	33	<0.1	590	0.3	17.9	199
U68Z Childhood Mental Disorders	32	0	31	<0.1	1,024	0.5	32.0	174
T60B Septicaemia W/O Catastrophic or Severe CC	30	30	30	<0.1	30	<0.1	1.0	102
O61Z Postpartum and Post Abortion W/O O.R. Procedure	15	0	14	<0.1	260	0.1	17.3	21
961Z Unacceptable Principal Diagnosis	14	4	14	<0.1	51	<0.1	3.6	19
B60B Non Acute Paraplegia/Quadriplegia W or W/O O.R. Procedures W/O Cat	12	1	12	<0.1	1,070	0.6	89.2	62
V62B Alcohol Use Disorder and Dependence, Sameday	12	12	12	<0.1	12	<0.1	1.0	6
B67B Degenerative Nervous System Disorders W/O Catastrophic or Severe CC	10	0	9	<0.1	482	0.3	48.2	31
Other	59	2	57	<0.1	1,520	0.8	25.8	440
Total	16,028	2,275	15,462	8.4	562,347	295.2	35.1	65,351

(a) Separations for which the type of episode of care was reported as acute, or newborn with qualified patient days, or was not reported.

Note: Main abbreviations: W—with, W/O—without, CC—complications and comorbidities.

Table 10.17: Separations for Group 1 Error DRGs for the 10 procedures with the highest number of separations,^(a) by hospital sector, States and Territories, 1999-00

Procedure	NSW	Vic	Qld	WA	SA	Tas	ACT	NT	Total
	Public hospitals								
95550-03 Allied health intervention, physiotherapy	528	550	212	185	166	25	45	33	1,744
95550-00 Allied health intervention, dietetics	326	288	102	76	63	4	44	28	931
95550-01 Allied health intervention, social work	303	306	95	113	60	8	26	14	925
34509-01 Arteriovenous anastomosis of upper limb	256	182	116	92	64	18	12	65	805
95550-02 Allied health intervention, occupational therapy	198	238	79	91	6	11	17	9	649
13706-02 Transfusion of packed cells	167	175	60	68	38	9	18	12	547
13100-00 Haemodialysis	182	91	57	47	33	7	38	23	478
56001-00 Computerised tomography of brain	102	126	44	63	46	8	8	3	400
41892-00 Bronchoscopy with biopsy	97	128	76	17	39	9	3	2	371
35309-00 Percutaneous insertion of one stent into single visceral artery or vein	154	75	18	31	0	1	8	1	288
Other procedures	2,280	1,900	872	837	917	119	139	96	7,160
Total^(b)	2,532	2,095	984	904	984	140	151	149	7,939
Private hospitals									
95550-03 Allied health intervention, physiotherapy	150	233	200	65	73	9	9	n.a.	739
95550-00 Allied health intervention, dietetics	49	102	79	25	10	1	4	n.a.	270
34509-01 Arteriovenous anastomosis of upper limb	72	76	63	19	14	6	1	n.a.	251
13706-02 Transfusion of packed cells	43	66	75	21	20	3	8	n.a.	236
95550-01 Allied health intervention, social work	71	62	27	35	17	0	0	n.a.	212
35640-00 Dilation & curettage of uterus	72	45	27	16	7	2	3	n.a.	172
30473-01 Panendoscopy with biopsy	55	33	51	13	9	0	0	n.a.	161
41892-00 Bronchoscopy with biopsy	29	47	55	15	9	6	0	n.a.	161
36812-00 Cystoscopy	54	27	32	23	12	0	1	n.a.	149
38218-00 Coronary angiography with left heart catheterisation	92	21	19	5	3	1	0	n.a.	141
Other procedures	1,730	1,212	1,232	561	548	136	66	n.a.	5,485
Total^(b)	1,814	1,294	1,306	582	565	138	67	n.a.	5,766

(a) Separations for which the type of episode of care was reported as acute, or newborn with qualified patient days, or was not reported.

(b) As more than one procedure can be reported for each separation, the totals are not the sums of rows of the table.

n.a. not available.

Table 10.18: Separations for Group 2 Error DRGs for the 10 principal diagnoses with the highest number of separations,^(a) by hospital sector, States and Territories, 1999–00

		NSW	Vic	Qld	WA	SA	Tas	ACT	NT	Total
Principal diagnosis		Public hospitals								
Z91.5	Personal history of self-harm	151	0	0	0	0	0	0	3	154
O80	Single spontaneous delivery	13	48	0	0	86	2	0	2	151
P07.3	Other preterm infants	96	7	0	17	12	6	4	0	142
Z94.1	Heart transplant status	137	0	0	0	0	0	0	0	137
Z87.12	Personal history of colonic polyps	84	0	0	0	0	0	0	2	86
Z34.8	Supervision of other normal pregnancy	37	0	0	0	2	0	0	47	86
Z34.9	Supervision of normal pregnancy, unspecified	77	0	0	0	0	0	0	2	79
Z12.1	Special screening examination for neoplasm of intestinal tract	57	1	0	0	11	1	0	0	70
P07.2	Extreme immaturity	37	0	0	8	0	3	0	0	48
Z85.0	Personal history of malignant neoplasm of digestive organs	47	0	0	0	0	0	0	0	47
	Other	484	8	3	16	76	0	2	34	623
Total		1,220	64	3	41	187	12	6	90	1,623
		Private hospitals								
Z12.1	Special screening examination for neoplasm of intestinal tract	622	273	1	0	89	2	0	n.a.	987
Z87.12	Personal history of colonic polyps	393	0	1	0	0	6	0	n.a.	400
O09.1	Duration of pregnancy 5–13 completed weeks	296	0	0	0	0	0	0	n.a.	296
Z85.0	Personal history of malignant neoplasm of digestive organs	117	0	8	0	0	4	0	n.a.	129
O80	Single spontaneous delivery	4	24	0	0	2	8	9	n.a.	47
Z87.18	Personal history of other digestive system disease	43	0	0	0	0	2	0	n.a.	45
Z13.8	Special screening examination for other specified diseases and disorders	8	0	0	0	34	0	0	n.a.	42
Z87.11	Personal history of peptic ulcer disease	32	0	0	0	0	0	0	n.a.	32
Z12.6	Special screening examination for neoplasm of bladder	2	28	0	0	0	1	0	n.a.	31
P07.3	Other preterm infants	13	1	0	4	0	9	0	n.a.	27
	Other	176	21	0	1	3	12	3	n.a.	216
Total		1,706	347	10	5	128	44	12	n.a.	2,252

(a) Separations for which the type of episode of care was reported as acute, or newborn with qualified patient days, or was not reported.

n.a. not available.

