

7 Principal diagnoses for admitted patients

Introduction

The principal diagnosis is defined as the diagnosis established, after study, to be chiefly responsible for occasioning the admitted patient's episode of care in hospital. Data on principal diagnoses provide information on the diseases and conditions for which hospitalisations occur and can provide an indirect measure of community morbidity.

The principal diagnosis is usually a disease, injury or poisoning, but can also be the limited care or service provided for a current condition (for example, dialysis for renal disease), or other reasons for hospitalisation.

Principal diagnoses for 1999–00 were classified, coded and reported to the National Hospital Morbidity Database by all States and Territories except South Australia using the first edition of the International Statistical Classification of Diseases and Related Health Problems, 10th Revision, Australian Modification (ICD-10-AM) (National Centre for Classification in Health 1998). South Australia mapped the data collected using this classification forward to codes of the second edition of ICD-10-AM (National Centre for Classification in Health 2000). The Institute mapped these data backward to first edition codes so that national data could be presented in a single classification in this report. The mapped data are not completely equivalent to unmapped data, so this means that the South Australian data should be interpreted with these mappings in mind. Further information about the backward mapping and other information about the quality of the ICD-10-AM coded data are presented in Appendix 3.

The ICD-10-AM disease classification is hierarchical, with a small number of summary disease chapters that are divided into a large number of more specific disease groupings (represented by 3-character codes) which, in turn, can mostly be divided into an even larger number of very specific disease categories represented by 4- and 5-character codes. The tables and figures in this chapter use the codes and abbreviated descriptions of the ICD-10-AM disease classification. Full descriptions of the categories are available in the ICD-10-AM publication.

Most of the information is presented using three methods of grouping principal diagnoses based on the ICD-10-AM disease classification:

- ICD-10-AM disease chapters – these 19 groups provide information aggregated at the ICD-10-AM chapter level (Figures 7.2 and 7.3);
- ICD-10-AM disease groupings – these 73 groups were chosen to provide more detailed information than ICD-10-AM chapters, but still cover the entire disease classification at a manageable level (Tables 7.1 to 7.8); and
- 3-character ICD-10-AM groupings – 1,540 categories describe the diseases at a quite specific level. Detailed information is presented for the 30 of these groups with the highest number of separations (Tables 7.10 to Table 7.18) and summary information is provided for all of the groups (for which separations were reported) on the Internet at

<http://www.aihw.gov.au/publications/hse/ahs99-00/index.html> (Tables S7.1 and S7.2).

In addition:

- Table 7.19 uses a mixture of ICD-10-AM chapters, 3- and 4-character categories and other groupings to present information on diagnoses reported for public psychiatric hospitals.

Tables are presented with summary separation, patient day and length of stay statistics for public and private hospitals, nationally and by State and Territory. National information on age group and sex distributions is also presented. The data on relative rankings of the various disease groups (by numbers of separations or patient days) depend to some extent on the chosen groups of diagnosis codes.

Table 7.9 presents information on the number of diagnoses reported. These include the principal diagnosis and any additional diagnoses (conditions or complaints either co-existing with the principal diagnosis, or arising during the episode of care).

Although a principal diagnosis is expected to be reported for every separation, in practice it is missing for a small number of records (indicated as *Not reported* in the tables). The majority of records without a principal diagnosis were reported by Victoria (mainly for private hospitals).

Some data for private hospitals in Tasmania and the Australian Capital Territory have not been included in Tables 7.4, 7.6, 7.11, 7.13 and 7.15. These data were supplied but are not published for confidentiality reasons.

Principal diagnosis and other data elements reported for separations

The information on principal diagnosis reported in this chapter is compiled in the National Hospital Morbidity Database with a range of other data. Figure 7.1 demonstrates this using the example of the principal diagnosis I21 *Acute myocardial infarction* (AMI).

There were 35,424 separations with a principal diagnosis of AMI, with an average length of stay of 6.4 days. The majority of separations with this principal diagnosis were in the public sector (82.5%), and 99.2% of cases had acute care. Almost 70% of separations were for public patients in comparison to 58.8% overall (Table 5.1). The majority of patients (23,937, 67.6%) with a principal diagnosis of AMI had a separation mode of *Other*, suggesting that most of these patients went home after separation from hospital. However, for 9.8% of patients the separation mode was *Died*, in comparison to 1.1% for separations overall (Table 5.14). The most common diagnosis in addition to a principal diagnosis of AMI was *Essential (primary) hypertension* (I10), while the most common procedure performed was *Coronary angiography with left heart catheterisation* (procedure code 38218-00 [Block 668]). The most commonly reported AR-DRG was *Circulatory disorders with acute myocardial infarction without invasive cardiac investigative procedure without catastrophic or severe complications or comorbidity* (AR-DRG F60B).

ICD-10-AM chapters

Figures 7.2 and 7.3 provide a summary of the proportions of separations and patient days reported for each of the ICD-10-AM disease chapters.

Ignoring the diverse categories that make up the *Factors influencing health status and contact with health services* group, the chapter with the highest number of separations in the public sector was *Diseases of the digestive system*, followed by *Pregnancy, childbirth and the puerperium* and *Injury and poisoning and certain other consequences of external causes*. In the private sector, *Diseases of the digestive system* had the largest number of separations, followed by *Diseases of the musculoskeletal system and connective tissue* and *Neoplasms*. The highest numbers of patient days for the public sector were reported for the *Mental and behavioural disorders* and *Diseases of the circulatory system* chapters. The *Diseases of the circulatory system*, *Neoplasms* and *Diseases of the musculoskeletal system and connective tissue* chapters accounted for the highest numbers of patient days in the private sector.

For the public and private sectors combined, the two chapters with the most separations were *Diseases of the digestive system* and *Diseases of the circulatory system*. The largest numbers of patient days were reported for the *Mental disorders* and *Diseases of the circulatory system* chapters.

Broad disease groupings

Sector

Tables 7.1 and 7.2 summarise the principal diagnosis data. In the public sector (Table 7.1), the highest number of separations was reported for *Encounter with health service for specific procedure* (Z40–Z54), which includes three of the top four diagnoses (in 3-character groupings) of *Care involving dialysis*, *Other medical care* and *Care involving use of rehabilitation procedures* (Table 7.10). *Mental and behavioural disorders* (F00–F99) stands out as a high volume group (83.6 separations per 10,000 population), for its high use of beds (1,245.3 patient days per 10,000 population) and for the long average length of stay (14.9 days). Other high utilisation diagnosis groups included *Signs, symptoms and abnormal findings* (R00–R99), *Complications relating to labour and delivery* (O30–O82), *Diseases of musculoskeletal and connective tissue* (M00–M99), *Injuries to upper and lower limbs* (S40–S99) and *Ischaemic heart disease* (I20–I25).

In the private sector (Table 7.2), *Encounter with health service for specific procedure* (Z40–Z54) recorded the highest number of separations. High numbers of separations were also reported for *Diseases of musculoskeletal and connective tissue* (M00–M99) and *Diseases of the eye and adnexa* (H00–H59). *Diseases of musculoskeletal and connective tissue* (M00–M99), *Encounter with health service for specific procedure* (Z40–Z54) and *Mental and behavioural disorders* (F00–F99) recorded the highest numbers of patient days.

The groups with the highest proportions of separations in the public sector (rather than in the private sector) were *HIV disease* (B20–B24) (99% in the public sector, 363) and *Poisonings and toxic effects* (T36–T65) (95%, 34,763) (derived from Tables 7.1 and 7.2). The groups with the highest proportions of separations in the private sector (rather than in the public sector) were *Encounter relating to personal and family history* (Z80–Z99) (69.2% in the private sector, 17,471) and *Diseases of the oral cavity, salivary glands and jaws* (K00–K14) (65.6% in the private sector, 64,916).

Almost 88% of patients in public hospitals were public patients, in contrast to just 4.0% in private hospitals. The highest proportion of public patients in public hospitals was for *HIV disease* (B20–B24, 98.9%), while the lowest was for *Injuries to thorax, abdomen, back, spine and pelvis* (S20–S39, 70.8%). The highest proportion of public patients in private hospitals

was for *Poisoning and toxic effects* (T36–T65, 30.9%), followed by *Encounter with health service in other circumstances* (Z55–Z76, 18.9%).

States and Territories

Tables 7.3 to 7.6 contain detail on the pattern of hospital use in the States and Territories for the diagnosis groups, in both the public and private sectors. These tables enable State by State comparisons of overall hospital use for the different diagnosis groups, and the share of separations between the private and public sectors. For example, the proportions of separations for *Intestinal infectious diseases* (A00–A09) in public hospitals (rather than private hospitals) was higher in New South Wales (92.2%, 12,437) than in Queensland (74.2%, 5,082). The proportion of total patient days for *Influenza and pneumonia* (J10–J18) that were in private hospitals (rather than public hospitals) varied markedly by State, from 13.4% in New South Wales (18,761) to 34.0% in Queensland (24,970).

Age group and sex

In Tables 7.7 and 7.8, information on the number of separations by age group and diagnosis groups is presented for males and females. These tables show a number of different patterns in the age distributions of separations for the various disease groups. For example, patients admitted for *Intestinal infectious diseases* (A00–A09) were mostly in the younger age groups, while the opposite was the case for neoplasms. Other groups of diseases had a peak in the middle age groups, for example obstetric cases (O00–O99) for females, and *Diseases of the musculoskeletal and connective tissue* (M00–M99) for males and *Mental and behavioural disorders* (F00–F99) for both females and males.

These tables also indicate the relative importance of the disease groups as causes of hospitalisation for each sex and age group. For example, in the group of males over 75 years common diagnoses were *Diseases of the eye and adnexa* (H00–H59), *Signs, symptoms and abnormal findings* (R00–R99) and *Ischaemic heart disease* (I20–I25) groups. For females in the 1–4 years age group, *Diseases of ear and mastoid processes* (H60–H99), *Intestinal infectious diseases* (A00–A09) and *Signs, symptoms and abnormal findings* (R00–R99) were commonly reported.

Number of diagnosis codes

The National Hospital Morbidity Database contains data on principal diagnosis and additional diagnoses. Additional diagnoses include co-morbidities (co-existing conditions) and/or complications which may contribute to longer lengths of stay, more intensive treatment or the use of greater resources. Ideally, the number of additional diagnoses recorded for a patient should be related to the person's clinical condition, and not be restricted by administrative or technical limitations.

Table 7.9 presents information on the number of diagnosis codes (principal and additional) reported to the National Hospital Morbidity Database. There were marked differences between the States and Territories in the maximum number of diagnoses reported; for example, in the public sector, 12 diagnoses for Victoria and 31 for Queensland. However, with the exception of the Australian Capital Territory public sector, the average number of diagnosis codes per separation varied little among the jurisdictions, for both the public and

private sectors. The Institute requested a maximum of 31 diagnosis codes so this may have restricted the number of codes reported by Queensland.

In the public sector 4.0% of records had five or more procedure codes, but in the private sector 2.9% of records fell into this category. This may have been due to more complicated cases being treated in public hospitals, or differences in coding practices between the sectors.

Overall, the average number of diagnosis codes per separation reported for the public sector was slightly higher than for the private sector. In the public sector 19.5% of records had five or more diagnosis codes (756,795), but in the private sector only 12.1% of records fell into this category (244,395). This may have occurred if more complicated cases were treated in public hospitals.

High volume diagnoses

Tables 7.10 to 7.19 present information on the most common principal diagnoses (at the 3-character level of the ICD-10-AM classification).

Tables 7.10 and 7.11 contain summary separation, patient day and average length of stay statistics for the 30 diagnoses with the most separations in public and private hospitals. In the public sector, the most common principal diagnosis groups were *Care involving dialysis* (Z49) and *Other medical care* (Z51, 93.3% of which, 119,096, were for chemotherapy for neoplasm, Z51.1 and other chemotherapy Z51.2). For both of these, the proportion of separations that were same day separations was over 98% (99.6% and 98.6%, respectively) and the average length of stay was relatively short. The highest numbers of patient days were reported for *Care involving use of rehabilitation procedures* (Z50) and for *Schizophrenia* (F20), for which the average length of stay was 14.6 and 36.7 days, respectively.

In the private sector, the most frequently reported principal diagnosis was *Other medical care* (Z51, 97.4% of which, 92,239, were for chemotherapy), with the second most frequent being *Care involving dialysis* (Z49). The principal diagnosis with the highest number of patient days, *Care involving use of rehabilitation procedures* (Z50), also had the longest average length of stay (9.9 days).

The highest proportion of public patients in public hospitals was for *Schizophrenia* (F20, 97.9%), while the lowest was for *Other cataract* (H26, 74.7%). The highest proportion of public patients in private hospitals was for *Care involving dialysis* (Z51, 18.5%), followed by *Chronic ischaemic heart disease* (I25, 11.3%). For the remaining diagnoses in private hospitals the proportion of public patients was less than 10%.

There was some variation between the States and Territories in the relative number of separations for the most common diagnoses (Tables 7.12 and 7.13). For example, in the public sector, while there were large numbers of separations for *Care involving use of rehabilitation procedures* (Z50) in New South Wales, Victoria and Queensland, the numbers were relatively low for the remaining jurisdictions. Similarly, in the private sector, there were large numbers of separations for *Other medical care* (Z51) and *Care involving dialysis* (Z49) in Victoria and Queensland in comparison to the other jurisdictions.

Information on the average lengths of stay by State and Territory is presented in Tables 7.14 and 7.15. The age and sex distributions of these separations are presented in Tables 7.16 and 7.17.

Private free-standing day hospital facilities

Table 7.18 contains summary separation and public patient separation statistics for the 30 diagnoses with the most separations in private free-standing day hospital facilities. The most common principal diagnosis groups were *Other medical care* (Z51, 20,962) and *Senile cataract* (H25, 19,018). The proportion of public patient separations was highest for *Chronic ischaemic heart disease* (53.7%), with less than 10% for the remaining disease groups.

Public psychiatric hospitals

Almost 97% of separations in public psychiatric hospitals were public patients and most diagnoses were in the *Mental and behavioural disorders* chapter (F00–F99) (Table 7.19). *Schizophrenia* (F20) was the most common diagnosis reported (4,116), the next most common being *Depressive episode or disorder* (F23–F33, 2,277). *Schizophrenia* (F20) accounted for more patient days than any other group (538,269), with the next highest being *Mental and behavioural disorders due to use of alcohol* (F10, 98,095).

The average length of stay was high for most of the disease groups and only 13.3% of separations (2,379) were same day separations, compared with 45.8% in public acute hospitals. The average length of stay for *Schizophrenia* in public psychiatric hospitals (130.8 days) was markedly higher than that in public hospitals overall (Table 7.10: 36.7 days).

Separations in public psychiatric hospitals include some with extended lengths of stay, up to several years. Hence the average lengths of stay should be interpreted taking into consideration the inclusion of some very long stay and non-acute separations.

Additional data

The accompanying tables on the Internet at <http://www.aihw.gov.au/publications/hse/ahs99-00/index.html> provide national summary statistics for public and private hospitals for each 3-character ICD-10-AM disease code (as presented for the top 30 principal diagnosis codes in Tables 7.10 and 7.11). For confidentiality, the statistics for some codes in the private sector have been suppressed. The information was suppressed if there were fewer than 50 private hospital separations reported for the code and fewer than three reporting units (hospitals, or States where the hospitals were not individually identified), or if there were three reporting units and one contributed more than 85% of the total separations, or two contributed more than 90% of the separations for the code.

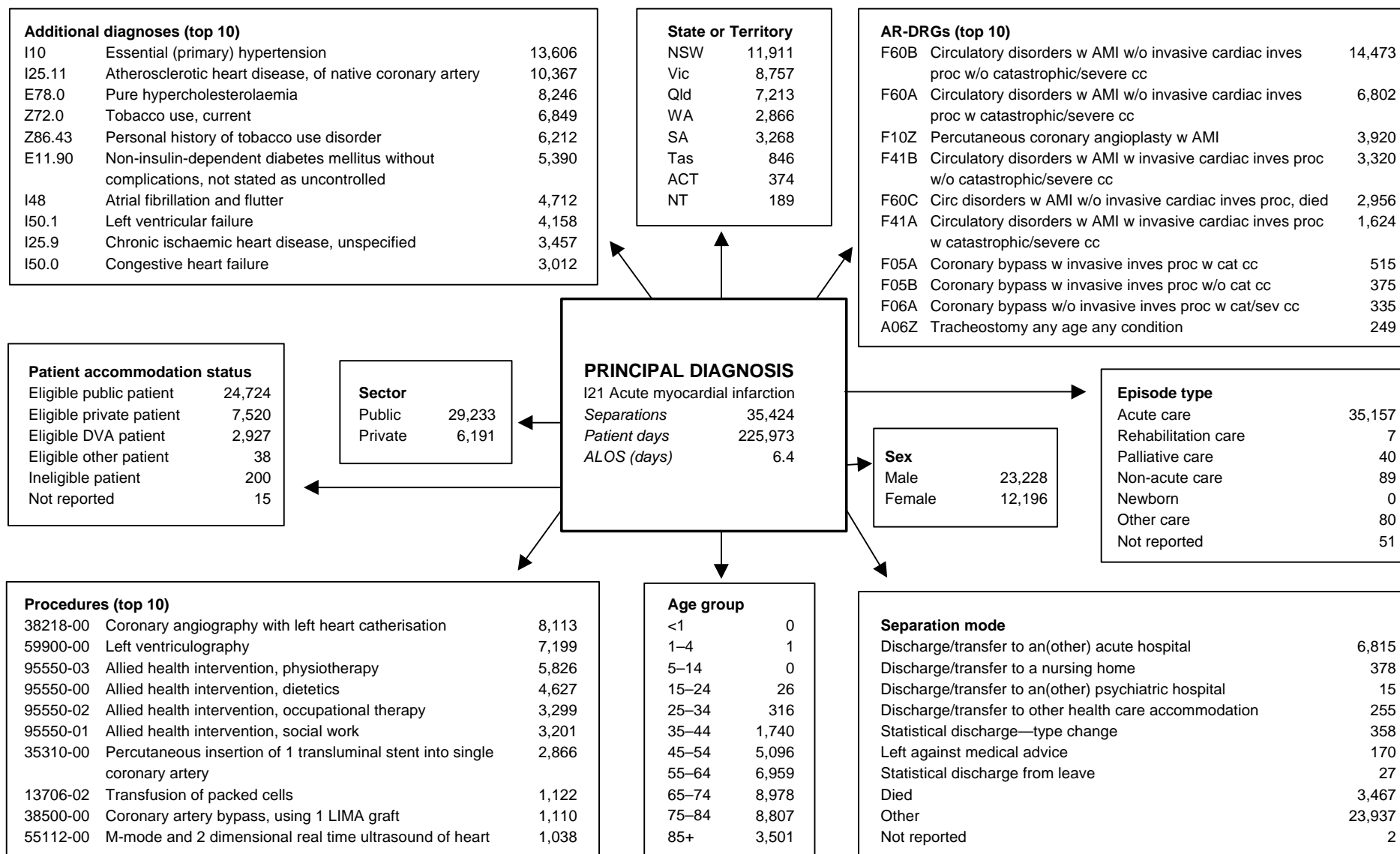
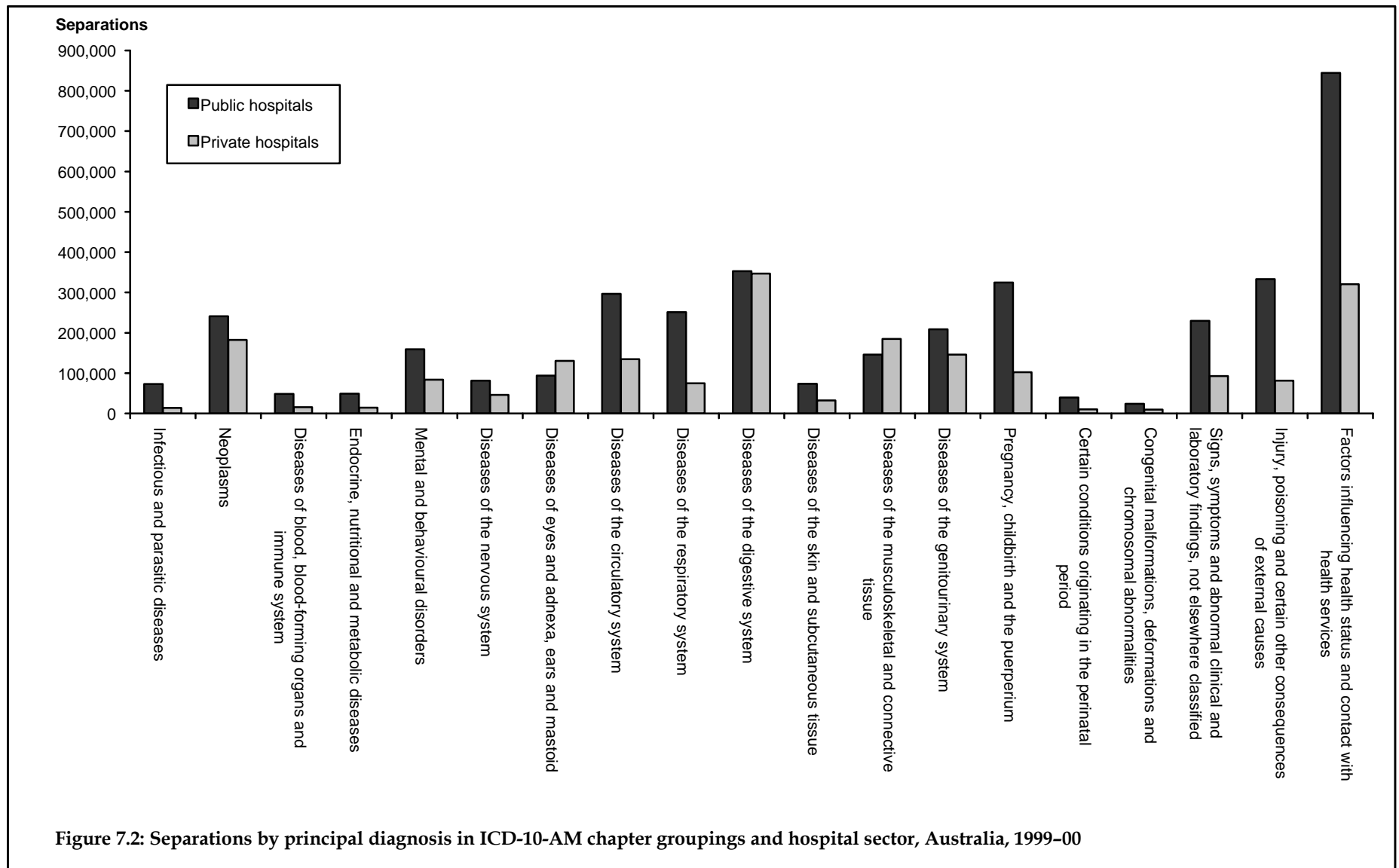


Figure 7.1: Interrelationships of a principal diagnosis (I21 acute myocardial infarction) with other data elements, all hospitals, Australia, 1999-00

Note: Main abbreviations: w—with, w/o—without, cc—complications and comorbidities, cat—catastrophic, inves—investigative, proc—procedure, AMI—acute myocardial infarction, sev—severe.



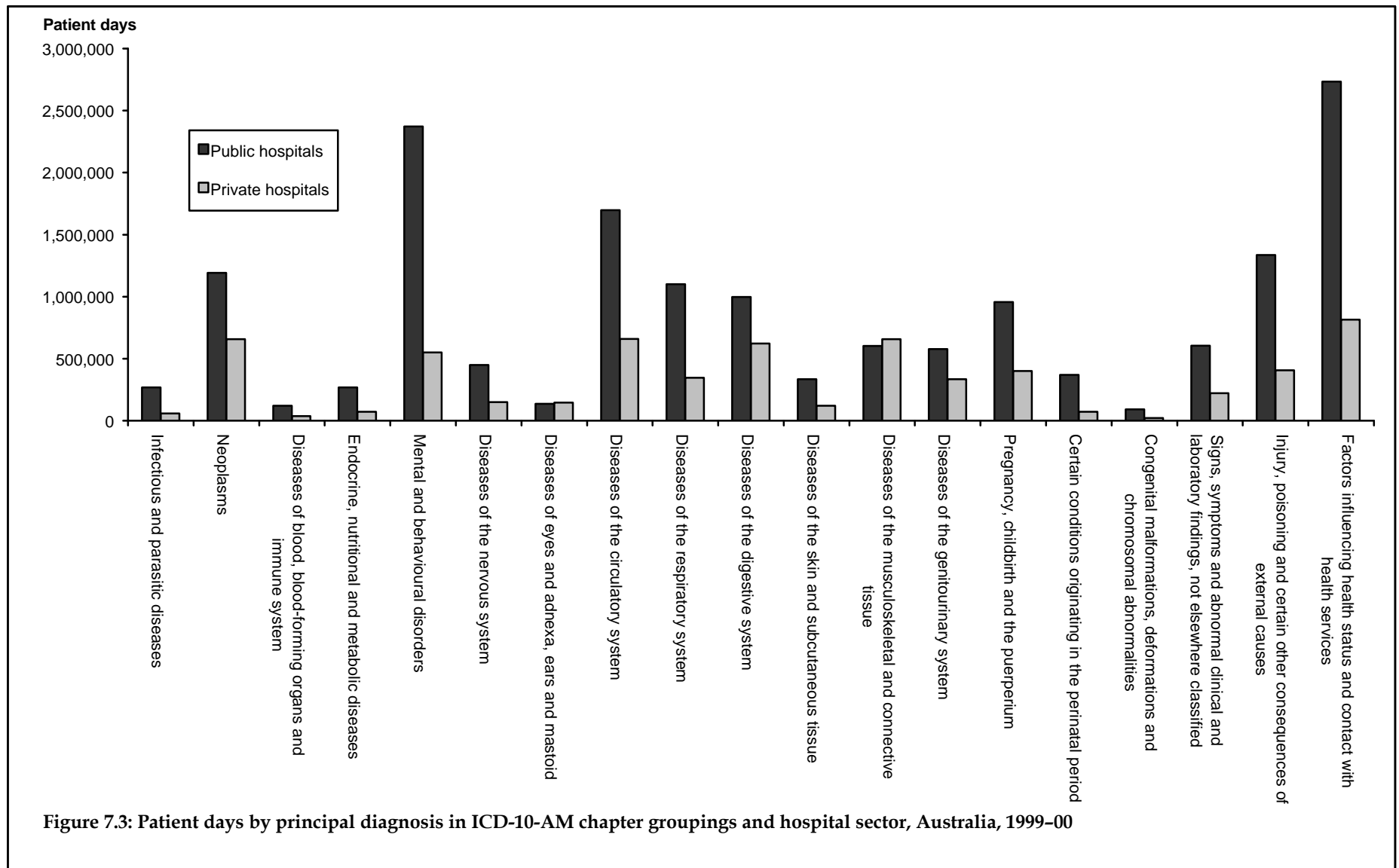


Table 7.1: Separation, same day separation, public patient separation, patient day and average length of stay statistics by principal diagnosis in ICD-10-AM groupings, public hospitals, Australia, 1999-00

Principal diagnosis	Separations	Same day separations	Public patient separations	Separations per 10,000 population	Patient days	Patient days per 10,000 population	ALOS (days)	ALOS (days) excluding same day
A00-A09 Intestinal infectious diseases	29,517	5,011	27,052	15.5	67,107	35.2	2.3	2.5
A15-A19 Tuberculosis	839	142	683	0.4	12,138	6.4	14.5	17.2
A20-A49 Zoonotic and other bacterial diseases	11,259	1,181	9,547	5.9	95,973	50.4	8.5	9.4
A50-A64 Predominantly sexually transmitted diseases	1,304	855	1,222	0.7	3,056	1.6	2.3	4.9
A65-B19 Other spirochaetal, chlamydial, rickettsial and viral diseases	11,360	4,494	10,279	6.0	36,582	19.2	3.2	4.7
B20-B24 HIV disease	363	183	359	0.2	2,100	1.1	5.8	10.7
B25-B99 Other and unspecified infectious and parasitic diseases	18,240	4,309	16,588	9.6	51,671	27.1	2.8	3.4
C00-C14 Mal. neoplasm of lip, oral cavity and pharynx	4,370	1,281	3,830	2.3	30,514	16.0	7.0	9.5
C15-C26 Mal. neoplasm of digestive system	24,339	5,468	20,558	12.8	221,616	116.3	9.1	11.5
C30-C39 Mal. neoplasm of respiratory and intrathoracic organs	14,345	2,981	12,130	7.5	108,827	57.1	7.6	9.3
C40-C50 Mal. neoplasm of bone, connective tissue and breast	42,325	23,611	36,682	22.2	129,502	68.0	3.1	5.7
C51-C68 Mal. neoplasm of genitourinary organs	24,492	7,263	20,685	12.9	133,803	70.2	5.5	7.3
C69-C80 Other and unspecified malignant neoplasms	32,899	7,209	27,128	17.3	250,994	131.7	7.6	9.5
C81-C97 Mal. neoplasms of lymphoid and haematopoietic tissue	34,119	18,535	28,463	17.9	167,326	87.8	4.9	9.5
D00-D09 Neoplasms in situ	9,799	7,371	8,719	5.1	16,971	8.9	1.7	4.0
D10-D36 Benign neoplasms	41,894	25,395	36,668	22.0	100,291	52.6	2.4	4.5
D37-D48 Neoplasms of unknown or uncertain behaviour	12,331	8,182	10,270	6.5	32,244	16.9	2.6	5.8
D50-D89 Dis. of blood and blood-forming organs and immune mechanism	48,676	30,518	41,781	25.6	121,339	63.7	2.5	5.0
E00-E90 Diseases of thyroid and endocrine system	49,051	14,088	43,448	25.7	268,963	141.2	5.5	7.3
F00-F99 Mental and behavioural disorders	159,292	40,477	148,793	83.6	2,372,468	1,245.3	14.9	19.6
G00-G99 Diseases of the nervous system	81,078	29,138	71,439	42.6	448,729	235.5	5.5	8.1
H00-H59 Diseases of the eye and adnexa	60,695	45,168	46,659	31.9	84,717	44.5	1.4	2.5
H60-H99 Diseases of ear and mastoid process	32,955	20,387	28,321	17.3	51,623	27.1	1.6	2.5
I00-I09 Rheumatic heart disease	1,564	318	1,352	0.8	11,743	6.2	7.5	9.2
I10-I15 Hypertensive heart disease	5,770	907	4,875	3.0	23,475	12.3	4.1	4.6
I20-I25 Ischaemic heart disease	112,224	18,351	93,387	58.9	505,721	265.5	4.5	5.2
I26-I28 Pulmonary heart disease	6,608	496	5,448	3.5	49,082	25.8	7.4	7.9
I30-I52 Other heart disease	79,219	14,082	64,977	41.6	453,654	238.1	5.7	6.7
I60-I69 Cerebrovascular disease	31,785	3,056	25,954	16.7	365,301	191.7	11.5	12.6
I70-I99 Other diseases of the circulatory system	59,414	18,673	51,462	31.2	288,363	151.4	4.9	6.6
J00-J06 Acute upper respiratory infections	29,359	7,097	27,312	15.4	53,163	27.9	1.8	2.1
J10-J18 Influenza and pneumonia	51,392	3,153	44,285	27.0	323,812	170.0	6.3	6.6
J20-J22 Acute lower respiratory infections	25,875	2,517	23,232	13.6	102,886	54.0	4.0	4.3
J30-J39 Other diseases of upper respiratory tract	37,974	7,042	32,753	19.9	53,340	28.0	1.4	1.5
J40-J70 Chronic lower respiratory diseases	89,265	10,957	78,202	46.9	449,079	235.7	5.0	5.6
J80-J99 Other respiratory diseases	17,324	3,037	14,666	9.1	118,008	61.9	6.8	8.0
K00-K14 Diseases of oral cavity, salivary glands and jaws	34,011	27,679	27,002	17.9	45,685	24.0	1.3	2.8
K20-K31 Diseases of oesophagus, stomach and duodenum	83,544	61,884	73,935	43.9	163,477	85.8	2.0	4.7

(continued)

Table 7.1 (continued): Separation, same day separation, public patient separation, patient day and average length of stay statistics by principal diagnosis in ICD-10-AM groupings, public hospitals, Australia, 1999–00

Principal diagnosis	Separations	Same day separations	Public patient separations	Separations per 10,000 population	Patient days	Patient days per 10,000 population	ALOS (days)	ALOS (days) excluding same day
K35–K38 Appendicitis	18,049	970	16,237	9.5	57,972	30.4	3.2	3.3
K40–K46 Hernias	37,812	12,968	32,756	19.8	79,825	41.9	2.1	2.7
K50–K52 Non-infective enteritis and colitis	25,104	11,469	22,429	13.2	75,364	39.6	3.0	4.7
K55–K67 Other diseases of intestines	71,001	31,918	61,396	37.3	250,109	131.3	3.5	5.6
K70–K87 Diseases of liver, gallbladder and pancreas	61,562	8,912	54,952	32.3	261,186	137.1	4.2	4.8
K90–K93 Other diseases of digestive system	21,951	11,447	19,232	11.5	64,720	34.0	2.9	5.1
L00–L99 Diseases of skin and subcutaneous tissue	73,259	27,244	65,300	38.5	334,059	175.3	4.6	6.7
M00–M99 Diseases of musculoskeletal and connective tissue	145,812	58,681	125,075	76.5	602,350	316.2	4.1	6.2
N00–N39 Diseases of the urinary system	84,318	27,024	74,748	44.3	326,785	171.5	3.9	5.2
N40–N51 Diseases of the male genital organs	23,446	9,419	20,613	12.3	62,410	32.8	2.7	3.8
N60–N64 Diseases of the breast	7,231	4,461	6,488	3.8	11,633	6.1	1.6	2.6
N70–N98 Diseases of the female pelvic organs and genital tract	91,190	59,383	79,253	47.9	167,016	87.7	1.8	3.4
N99 Other disorders of the genitourinary system	2,618	579	2,247	1.4	9,733	5.1	3.7	4.5
O00–O09 Pregnancy with abortive outcome	45,630	31,006	40,480	24.0	54,431	28.6	1.2	1.6
O10–O29 Complications relating to pregnancy	46,710	13,044	43,880	24.5	133,955	70.3	2.9	3.6
O30–O82 Complications relating to labour and delivery	207,914	21,986	192,654	109.1	705,154	370.1	3.4	3.7
O85–O99 Complications relating to the puerperium	24,646	7,227	23,503	12.9	62,366	32.7	2.5	3.2
P00–P96 Conditions originating in the perinatal period	39,719	2,891	37,078	20.8	368,634	193.5	9.3	9.9
Q00–Q99 Congenital abnormalities	24,163	11,303	20,086	12.7	90,471	47.5	3.7	6.2
R00–R99 Signs, symptoms and abnormal findings	229,835	91,417	203,420	120.6	604,124	317.1	2.6	3.7
S00–S19 Injuries to head and neck	61,239	25,803	50,351	32.1	175,622	92.2	2.9	4.2
S20–S39 Injuries to thorax, abdomen, back, spine and pelvis	27,371	5,263	19,370	14.4	168,573	88.5	6.2	7.4
S40–S99 Injuries to upper and lower limbs	144,778	41,051	117,127	76.0	581,811	305.4	4.0	5.2
T00–T19 Injuries to multi- or unspecified region; foreign body effects	7,658	3,855	6,653	4.0	13,836	7.3	1.8	2.6
T20–T35 Burns and frostbite	6,518	1,613	5,550	3.4	40,642	21.3	6.2	8.0
T36–T65 Poisoning and toxic effects	34,763	12,101	33,215	18.2	70,130	36.8	2.0	2.6
T66–T79 Other and unspecified effects of external causes	6,422	2,415	5,528	3.4	15,718	8.3	2.4	3.3
T80–T88 Complications of medical and surgical care	44,230	8,898	37,549	23.2	268,904	141.1	6.1	7.4
T89–T98 Other trauma complications; external cause sequelae	276	72	228	0.1	1,209	0.6	4.4	5.6
Z00–Z13 Encounter for examination and investigation	40,252	34,674	35,980	21.1	49,086	25.8	1.2	2.6
Z20–Z29 Encounter relating to communicable diseases	4,744	4,575	4,365	2.5	5,398	2.8	1.1	4.9
Z30–Z39 Encounter for services relating to reproduction	36,570	25,318	32,344	19.2	56,500	29.7	1.5	2.8
Z40–Z54 Encounter with health service for specific procedures	729,929	663,487	647,390	383.1	1,809,773	950.0	2.5	17.3
Z55–Z76 Encounter with health service in other circumstances	24,981	3,180	22,109	13.1	802,610	421.3	32.1	36.7
Z80–Z99 Encounter relating to personal and family history	7,786	7,458	7,027	4.1	10,303	5.4	1.3	8.7
Not reported	1,841	1,042	1,681	1.0	22,466	11.8	12.2	26.8
Total	3,872,198	1,766,650	3,388,440	2,032.5	16,230,221	8,519.3	4.2	6.9

Note: Abbreviations: ALOS—average length of stay, mal.—malignant, dis.—diseases.

Table 7.2: Separation, same day separation, public patient separation, patient day and average length of stay statistics by principal diagnosis in ICD-10-AM groupings, private hospitals, Australia, 1999-00

Principal diagnosis		Separations	Same day separations	Public patient separations	Separations per 10,000 population	Patient days	Patient days per 10,000 population	ALOS (days)	
								ALOS (days)	excluding same day
A00-A09	Intestinal infectious diseases	4,598	1,005	484	2.4	13,243	7.0	2.9	3.4
A15-A19	Tuberculosis	90	25	4	<0.1	846	0.4	9.4	12.6
A20-A49	Zoonotic and other bacterial diseases	2,166	143	133	1.1	21,163	11.2	9.8	10.4
A50-A64	Predominantly sexually transmitted diseases	612	530	33	0.3	919	0.5	1.5	4.7
A65-B19	Spirochaetal, chlamydial, rickettsial and viral diseases	2,622	1,231	168	1.4	11,021	5.8	4.2	7.0
B20-B24	HIV disease	4	0	0	<0.1	44	<0.1	11.0	11.0
B25-B99	Other and unspecified infectious and parasitic diseases	3,723	1,150	292	2.0	11,840	6.3	3.2	4.2
C00-C14	Mal. neoplasm of lip, oral cavity and pharynx	1,198	372	70	0.6	7,375	3.9	6.2	8.5
C15-C26	Mal. neoplasm of digestive system	16,306	5,532	581	8.6	124,253	65.9	7.6	11.0
C30-C39	Mal. neoplasm of respiratory and intrathoracic organs	4,686	884	342	2.5	37,079	19.7	7.9	9.5
C40-C50	Mal. neoplasm of bone, connective tissue and breast	48,696	31,731	926	25.8	112,318	59.6	2.3	4.8
C51-C68	Mal. neoplasm of genitourinary organs	19,317	6,153	706	10.2	90,795	48.1	4.7	6.4
C69-C80	Other and unspecified mal. neoplasms	14,398	3,015	644	7.6	108,901	57.8	7.6	9.3
C81-C97	Mal. neoplasms of lymphoid and haematopoietic tissue	12,929	6,859	210	6.9	48,781	25.9	3.8	6.9
D00-D09	Neoplasms in situ	7,657	5,390	227	4.1	13,547	7.2	1.8	3.6
D10-D36	Benign neoplasms	50,087	36,110	1,300	26.6	96,859	51.4	1.9	4.3
D37-D48	Neoplasms of unknown or uncertain behaviour	6,972	4,198	209	3.7	17,551	9.3	2.5	4.8
D50-D89	Dis. of blood and blood-forming organs and immune mechanism	15,414	9,384	602	8.2	37,828	20.1	2.5	4.7
E00-E90	Diseases of thyroid and endocrine system	14,555	3,788	559	7.7	71,642	38.0	4.9	6.3
F00-F99	Mental and behavioural disorders	83,929	53,460	1,519	44.5	550,899	292.1	6.6	16.3
G00-G99	Diseases of the nervous system	45,975	14,328	1,512	24.4	149,168	79.1	3.2	4.3
H00-H59	Diseases of the eye and adnexa	107,427	84,023	3,055	57.0	116,944	62.0	1.1	1.4
H60-H99	Diseases of ear and mastoid process	22,849	16,849	723	12.1	29,780	15.8	1.3	2.2
I00-I09	Rheumatic heart disease	627	164	35	0.3	4,963	2.6	7.9	10.4
I10-I15	Hypertensive heart disease	2,038	144	68	1.1	10,908	5.8	5.4	5.7
I20-I25	Ischaemic heart disease	45,723	9,178	2,881	24.2	204,092	108.2	4.5	5.3
I26-I28	Pulmonary heart disease	1,918	36	71	1.0	16,870	8.9	8.8	8.9
I30-I52	Other heart disease	28,754	4,970	1,348	15.2	171,949	91.2	6.0	7.0
I60-I69	Cerebrovascular disease	8,894	358	458	4.7	91,694	48.6	10.3	10.7
I70-I99	Other diseases of the circulatory system	46,437	19,428	1,265	24.6	158,820	84.2	3.4	5.2
J00-J06	Acute upper respiratory infections	3,393	419	519	1.8	9,903	5.3	2.9	3.2
J10-J18	Influenza and pneumonia	11,194	240	752	5.9	94,655	50.2	8.5	8.6
J20-J22	Acute lower respiratory infections	4,540	152	455	2.4	29,792	15.8	6.6	6.8
J30-J39	Other diseases of upper respiratory tract	34,883	7,111	995	18.5	44,408	23.5	1.3	1.3
J40-J70	Chronic lower respiratory diseases	16,117	866	1,528	8.5	134,480	71.3	8.3	8.8
J80-J99	Other respiratory diseases	4,577	573	210	2.4	33,572	17.8	7.3	8.2
K00-K14	Diseases of oral cavity, salivary glands and jaws	64,916	55,057	473	34.4	70,151	37.2	1.1	1.5
K20-K31	Diseases of oesophagus, stomach and duodenum	106,623	99,242	2,439	56.5	136,043	72.1	1.3	5.0

(continued)

Table 7.2 (continued): Separation, same day separation, public patient separation, patient day and average length of stay statistics by principal diagnosis in ICD-10-AM groupings, private hospitals, Australia, 1999-00

Principal diagnosis		Separations	Same day separations	Public patient separations	Separations	Patient	Patient days	ALOS	ALOS (days)
					per 10,000 population	days	per 10,000 population	(days)	excluding same day
K35-K38	Appendicitis	5,125	70	503	2.7	17,151	9.1	3.3	3.4
K40-K46	Hernias	38,063	12,339	1,104	20.2	76,336	40.5	2.0	2.5
K50-K52	Non-infective enteritis and colitis	15,795	11,586	449	8.4	37,123	19.7	2.4	6.1
K55-K67	Other diseases of intestines	78,538	59,520	1,852	41.6	166,427	88.3	2.1	5.6
K70-K87	Diseases of liver, gallbladder and pancreas	24,129	1,610	1,549	12.8	89,250	47.3	3.7	3.9
K90-K93	Other diseases of digestive system	13,859	10,607	331	7.3	29,606	15.7	2.1	5.8
L00-L99	Diseases of skin and subcutaneous tissue	32,191	18,635	1,465	17.1	119,691	63.5	3.7	7.5
M00-M99	Diseases of musculoskeletal and connective tissue	184,636	74,831	4,967	97.9	656,399	348.1	3.6	5.3
N00-N39	Diseases of the urinary system	41,371	18,324	1,932	21.9	121,753	64.6	2.9	4.5
N40-N51	Diseases of the male genital organs	19,389	7,842	862	10.3	51,570	27.3	2.7	3.8
N60-N64	Diseases of the breast	7,764	4,104	248	4.1	11,721	6.2	1.5	2.1
N70-N98	Diseases of the female pelvic organs and genital tract	76,094	53,461	2,661	40.4	143,192	75.9	1.9	4.0
N99	Other disorders of the genitourinary system	1,487	206	112	0.8	5,669	3.0	3.8	4.3
O00-O09	Pregnancy with abortive outcome	26,521	24,036	925	14.1	27,939	14.8	1.1	1.6
O10-O29	Complications relating to pregnancy	8,902	703	805	4.7	38,639	20.5	4.3	4.6
O30-O82	Complications relating to labour and delivery	60,947	2,839	4,517	32.3	313,927	166.5	5.2	5.4
O85-O99	Complications relating to the puerperium	6,124	1,665	562	3.2	20,073	10.6	3.3	4.1
P00-P96	Conditions originating in the perinatal period	9,949	549	861	5.3	71,598	38.0	7.2	7.6
Q00-Q99	Congenital abnormalities	9,629	4,920	359	5.1	20,456	10.8	2.1	3.3
R00-R99	Signs, symptoms and abnormal findings	92,857	52,680	4,006	49.2	221,898	117.7	2.4	4.2
S00-S19	Injuries to head and neck	6,952	2,826	592	3.7	20,283	10.8	2.9	4.2
S20-S39	Injuries to thorax, abdomen, back, spine and pelvis	5,213	233	328	2.8	48,125	25.5	9.2	9.6
S40-S99	Injuries to upper and lower limbs	43,209	11,314	2,053	22.9	184,584	97.9	4.3	5.4
T00-T19	Injuries to multi- or unspecified region; foreign body effects	1,601	777	88	0.8	4,278	2.3	2.7	4.2
T20-T35	Burns and frostbite	478	96	36	0.3	2,654	1.4	5.6	6.7
T36-T65	Poisoning and toxic effects	1,999	396	618	1.1	6,591	3.5	3.3	3.9
T66-T79	Other and unspecified effects of external causes	694	145	98	0.4	2,763	1.5	4.0	4.8
T80-T88	Complications of medical and surgical care	21,268	3,645	724	11.3	136,028	72.1	6.4	7.5
T89-T98	Other trauma complications; external cause sequelae	28	11	1	<0.1	78	<0.1	2.8	3.9
Z00-Z13	Encounter for examination and investigation	34,710	32,361	1,043	18.4	37,144	19.7	1.1	2.0
Z20-Z29	Encounter relating to communicable diseases	595	553	32	0.3	2,451	1.3	4.1	45.2
Z30-Z39	Encounter for services relating to reproduction	24,448	18,666	1,336	13.0	41,474	22.0	1.7	3.9
Z40-Z54	Encounter with health service for specific procedures	240,970	201,764	15,371	127.8	645,299	342.2	2.7	11.3
Z55-Z76	Encounter with health service in other circumstances	2,544	565	480	1.3	70,258	37.3	27.6	35.2
Z80-Z99	Encounter relating to personal and family history	17,471	17,297	246	9.3	17,609	9.3	1.0	1.8
	Not reported	3,268	2,183	2	1.7	10,692	5.7	3.3	7.8
Total		2,025,662	1,137,457	80,914	1,074.2	6,355,825	3,370.5	3.1	5.9

Note: Abbreviations: ALOS—average length of stay, mal.—malignant, dis.—diseases.

Table 7.3: Separations by principal diagnosis in ICD-10-AM groupings, public hospitals, States and Territories, 1999-00

Principal diagnosis	NSW	Vic	Qld	WA	SA	Tas	ACT	NT	Total
A00-A09 Intestinal infectious diseases	12,437	4,911	5,082	2,579	2,717	443	466	882	29,517
A15-A19 Tuberculosis	336	212	92	66	51	10	12	60	839
A20-A49 Zoonotic and other bacterial diseases	4,040	2,775	2,010	927	786	272	179	270	11,259
A50-A64 Predominantly sexually transmitted diseases	350	326	271	155	103	34	14	51	1,304
A65-B19 Other spirochaetal, chlamydial, rickettsial and viral diseases	3,717	3,368	1,707	1,113	983	181	117	174	11,360
B20-B24 HIV disease	54	81	47	19	146	12	4	0	363
B25-B99 Other and unspecified infectious and parasitic diseases	6,653	3,635	3,607	2,049	1,437	286	279	294	18,240
C00-C14 Mal. neoplasm of lip, oral cavity and pharynx	1,430	1,015	890	485	293	181	47	29	4,370
C15-C26 Mal. neoplasm of digestive system	8,952	6,169	3,795	1,851	2,585	533	363	91	24,339
C30-C39 Mal. neoplasm of respiratory and intrathoracic organs	4,815	3,515	2,811	1,044	1,578	317	192	73	14,345
C40-C50 Mal. neoplasm of bone, connective tissue and breast	12,356	9,218	10,370	3,631	5,086	854	649	161	42,325
C51-C68 Mal. neoplasm of genitourinary organs	8,330	6,574	4,065	1,795	2,787	494	351	96	24,492
C69-C80 Other and unspecified mal. neoplasms	10,105	10,869	5,650	2,219	2,707	779	458	112	32,899
C81-C97 Mal. neoplasms of lymphoid and haematopoietic tissue	9,575	9,157	6,453	3,145	4,311	635	769	74	34,119
D00-D09 Neoplasms in situ	2,709	2,241	2,516	704	1,106	256	136	131	9,799
D10-D36 Benign neoplasms	13,805	10,331	7,307	4,502	4,157	807	714	271	41,894
D37-D48 Neoplasms of unknown or uncertain behaviour	4,253	3,240	2,161	1,081	1,043	250	280	23	12,331
D50-D89 Dis. of blood and blood-forming organs and immune mechanism	14,964	13,891	7,521	4,557	5,561	1,028	866	288	48,676
E00-E90 Diseases of thyroid and endocrine system	14,180	12,339	8,662	4,006	6,260	1,562	1,186	856	49,051
F00-F99 Mental and behavioural disorders	55,164	33,532	29,720	18,755	15,683	4,035	1,402	1,001	159,292
G00-G99 Diseases of the nervous system	24,453	24,774	13,715	7,204	7,999	1,420	933	580	81,078
H00-H59 Diseases of the eye and adnexa	19,475	17,478	8,834	6,732	6,429	492	572	683	60,695
H60-H99 Diseases of ear and mastoid process	9,280	8,514	6,801	3,620	3,473	406	485	376	32,955
I00-I09 Rheumatic heart disease	322	295	426	217	159	35	17	93	1,564
I10-I15 Hypertensive heart disease	2,306	1,099	1,143	512	552	80	34	44	5,770
I20-I25 Ischaemic heart disease	39,389	26,195	21,790	8,002	11,411	2,791	1,932	714	112,224
I26-I28 Pulmonary heart disease	3,227	1,229	965	442	527	78	88	52	6,608
I30-I52 Other heart disease	29,550	18,903	13,752	6,444	7,252	1,652	1,133	533	79,219
I60-I69 Cerebrovascular disease	12,166	8,474	4,829	2,401	2,657	724	346	188	31,785
I70-I99 Other diseases of the circulatory system	19,714	15,662	9,513	5,486	6,427	1,116	1,128	368	59,414
J00-J06 Acute upper respiratory infections	10,597	5,724	6,031	3,196	2,528	521	366	396	29,359
J10-J18 Influenza and pneumonia	18,735	12,946	8,194	4,599	3,851	935	583	1,549	51,392
J20-J22 Acute lower respiratory infections	9,694	5,006	4,689	3,144	2,076	347	288	631	25,875
J30-J39 Other diseases of upper respiratory tract	10,913	11,489	6,207	3,865	4,058	581	599	262	37,974
J40-J70 Chronic lower respiratory diseases	33,729	20,362	15,904	7,548	8,433	1,434	823	1,032	89,265
J80-J99 Other respiratory diseases	6,491	3,795	3,017	1,359	1,920	386	227	129	17,324
K00-K14 Diseases of oral cavity, salivary glands and jaws	8,132	8,732	7,573	3,307	4,045	1,097	573	552	34,011
K20-K31 Diseases of oesophagus, stomach and duodenum	28,452	19,353	14,231	10,003	8,307	1,234	1,215	749	83,544

(continued)

Table 7.3 (continued): Separations by principal diagnosis in ICD-10-AM groupings, public hospitals, States and Territories, 1999–00

Principal diagnosis	NSW	Vic	Qld	WA	SA	Tas	ACT	NT	Total
K35–K38 Appendicitis	6,216	4,336	3,376	1,895	1,348	374	316	188	18,049
K40–K46 Hernias	12,759	9,870	7,117	3,133	3,451	635	557	290	37,812
K50–K52 Non-infective enteritis and colitis	8,292	6,687	4,686	2,286	2,257	418	323	155	25,104
K55–K67 Other diseases of intestines	24,564	16,700	12,672	7,675	6,870	1,195	822	503	71,001
K70–K87 Diseases of liver, gallbladder and pancreas	21,787	15,163	11,230	4,918	5,627	1,223	997	617	61,562
K90–K93 Other diseases of digestive system	7,477	5,775	3,771	2,107	1,857	410	347	207	21,951
L00–L99 Diseases of skin and subcutaneous tissue	22,281	14,839	15,194	7,077	9,437	2,089	699	1,643	73,259
M00–M99 Diseases of musculoskeletal and connective tissue	45,607	36,755	24,812	14,780	16,105	4,224	2,222	1,307	145,812
N00–N39 Diseases of the urinary system	30,233	20,780	14,856	7,626	7,223	1,729	973	898	84,318
N40–N51 Diseases of the male genital organs	8,033	6,382	3,576	2,417	1,955	600	280	203	23,446
N60–N64 Diseases of the breast	1,904	2,321	1,145	738	730	183	94	116	7,231
N70–N98 Diseases of the female pelvic organs and genital tract	27,925	26,502	16,347	7,596	9,141	1,471	1,255	953	91,190
N99 Other disorders of the genitourinary system	890	729	346	286	255	60	38	14	2,618
O00–O09 Pregnancy with abortive outcome	13,035	12,422	5,829	3,552	7,800	1,106	487	1,399	45,630
O10–O29 Complications relating to pregnancy	16,895	12,382	8,452	3,102	3,860	748	554	717	46,710
O30–O82 Complications relating to labour and delivery	72,326	49,990	40,247	17,919	16,452	4,067	3,525	3,388	207,914
O85–O99 Complications relating to the puerperium	7,268	6,391	4,424	2,084	3,164	365	315	635	24,646
P00–P96 Conditions originating in the perinatal period	13,202	10,760	6,770	2,446	3,849	864	810	1,018	39,719
Q00–Q99 Congenital abnormalities	8,284	6,734	4,081	2,155	1,893	443	371	202	24,163
R00–R99 Signs, symptoms and abnormal findings	79,667	63,474	39,924	18,621	19,865	3,720	2,342	2,222	229,835
S00–S19 Injuries to head and neck	19,885	13,084	14,628	6,212	4,816	1,049	554	1,011	61,239
S20–S39 Injuries to thorax, abdomen, back, spine and pelvis	10,123	6,295	5,161	2,493	2,140	433	316	410	27,371
S40–S99 Injuries to upper and lower limbs	51,522	32,001	31,402	12,610	10,387	2,534	2,036	2,286	144,778
T00–T19 Injuries to multi- or unspecified region; foreign body effects	2,449	1,487	2,079	626	663	146	112	96	7,658
T20–T35 Burns and frostbite	1,970	1,199	1,509	854	611	120	51	204	6,518
T36–T65 Poisoning and toxic effects	10,877	8,549	7,558	3,375	3,165	614	381	244	34,763
T66–T79 Other and unspecified effects of external causes	1,914	1,135	1,738	722	626	146	40	101	6,422
T80–T88 Complications of medical and surgical care	14,046	10,908	8,320	5,050	3,713	1,016	726	451	44,230
T89–T98 Other trauma complications; external cause sequelae	157	0	59	47	0	1	9	3	276
Z00–Z13 Encounter for examination and investigation	12,223	8,958	7,871	4,386	5,121	677	743	273	40,252
Z20–Z29 Encounter relating to communicable diseases	1,381	1,022	1,875	321	87	18	22	18	4,744
Z30–Z39 Encounter for services relating to reproduction	10,578	10,339	4,672	3,405	5,506	734	343	993	36,570
Z40–Z54 Encounter with health service for specific procedures	193,743	222,302	133,264	72,570	56,358	13,298	17,823	20,571	729,929
Z55–Z76 Encounter with health service in other circumstances	8,576	6,157	5,537	1,397	2,005	610	154	545	24,981
Z80–Z99 Encounter relating to personal and family history	2,875	2,196	1,035	1,149	199	65	193	74	7,786
Not reported	0	1,556	0	0	0	268	0	17	1,841
Total	1,245,814	1,003,609	707,914	360,394	360,020	75,951	60,656	57,840	3,872,198

Note: Abbreviations: mal.—malignant, dis.—diseases.

Table 7.4: Separations by principal diagnosis in ICD-10-AM groupings, private hospitals, States and Territories, 1999-00

Principal diagnosis	NSW	Vic	Qld	WA	SA	Tas	ACT	NT	Total
A00-A09 Intestinal infectious diseases	1,048	748	1,770	515	281	n.p.	n.p.	n.a.	4,598
A15-A19 Tuberculosis	21	27	17	12	9	n.p.	n.p.	n.a.	90
A20-A49 Zoonotic and other bacterial diseases	395	641	611	238	184	n.p.	n.p.	n.a.	2,166
A50-A64 Predominantly sexually transmitted diseases	230	145	116	49	39	n.p.	n.p.	n.a.	612
A65-B19 Other spirochaetal, chlamydial, rickettsial and viral diseases	706	640	590	347	222	n.p.	n.p.	n.a.	2,622
B20-B24 HIV disease	0	1	3	0	0	n.p.	n.p.	n.a.	4
B25-B99 Other and unspecified infectious and parasitic diseases	826	737	1,233	491	290	n.p.	n.p.	n.a.	3,723
C00-C14 Mal. neoplasm of lip, oral cavity and pharynx	328	261	330	121	100	n.p.	n.p.	n.a.	1,198
C15-C26 Mal. neoplasm of digestive system	4,110	4,842	3,731	1,497	1,455	n.p.	n.p.	n.a.	16,306
C30-C39 Mal. neoplasm of respiratory and intrathoracic organs	929	1,351	1,145	586	512	n.p.	n.p.	n.a.	4,686
C40-C50 Mal. neoplasm of bone, connective tissue and breast	14,752	10,267	13,117	3,410	5,296	n.p.	n.p.	n.a.	48,696
C51-C68 Mal. neoplasm of genitourinary organs	5,892	5,392	3,898	1,821	1,509	n.p.	n.p.	n.a.	19,317
C69-C80 Other and unspecified mal. neoplasms	3,013	4,416	3,887	1,532	1,145	n.p.	n.p.	n.a.	14,398
C81-C97 Mal. neoplasms of lymphoid and haematopoietic tissue	1,481	4,225	5,139	1,043	724	n.p.	n.p.	n.a.	12,929
D00-D09 Neoplasms in situ	2,356	1,407	1,955	561	886	n.p.	n.p.	n.a.	7,657
D10-D36 Benign neoplasms	18,078	11,035	10,784	4,844	3,582	n.p.	n.p.	n.a.	50,087
D37-D48 Neoplasms of unknown or uncertain behaviour	1,802	1,764	2,101	612	426	n.p.	n.p.	n.a.	6,972
D50-D89 Dis. of blood and blood-forming organs and immune mechanism	3,625	3,877	4,555	1,591	1,207	n.p.	n.p.	n.a.	15,414
E00-E90 Diseases of thyroid and endocrine system	3,423	4,170	3,360	1,549	1,480	n.p.	n.p.	n.a.	14,555
F00-F99 Mental and behavioural disorders	21,041	27,869	19,359	9,619	3,032	n.p.	n.p.	n.a.	83,929
G00-G99 Diseases of the nervous system	13,694	12,063	9,867	4,788	3,700	n.p.	n.p.	n.a.	45,975
H00-H59 Diseases of the eye and adnexa	40,005	21,941	25,302	9,464	6,780	n.p.	n.p.	n.a.	107,427
H60-H99 Diseases of ear and mastoid process	6,645	5,551	4,261	2,652	2,859	n.p.	n.p.	n.a.	22,849
I00-I09 Rheumatic heart disease	226	200	126	30	31	n.p.	n.p.	n.a.	627
I10-I15 Hypertensive heart disease	362	386	836	161	194	n.p.	n.p.	n.a.	2,038
I20-I25 Ischaemic heart disease	14,774	11,774	10,009	4,273	3,380	n.p.	n.p.	n.a.	45,723
I26-I28 Pulmonary heart disease	494	472	453	209	184	n.p.	n.p.	n.a.	1,918
I30-I52 Other heart disease	7,182	7,904	6,999	2,837	2,768	n.p.	n.p.	n.a.	28,754
I60-I69 Cerebrovascular disease	1,689	2,540	2,444	782	1,018	n.p.	n.p.	n.a.	8,894
I70-I99 Other diseases of the circulatory system	14,872	12,565	8,850	4,913	3,544	n.p.	n.p.	n.a.	46,437
J00-J06 Acute upper respiratory infections	700	499	1,121	672	195	n.p.	n.p.	n.a.	3,393
J10-J18 Influenza and pneumonia	2,161	3,354	3,061	1,129	1,037	n.p.	n.p.	n.a.	11,194
J20-J22 Acute lower respiratory infections	893	1,145	1,450	583	318	n.p.	n.p.	n.a.	4,540
J30-J39 Other diseases of upper respiratory tract	12,019	7,269	6,769	3,906	3,616	n.p.	n.p.	n.a.	34,883
J40-J70 Chronic lower respiratory diseases	2,964	3,758	4,754	2,356	1,612	n.p.	n.p.	n.a.	16,117
J80-J99 Other respiratory diseases	1,097	1,120	1,186	513	438	n.p.	n.p.	n.a.	4,577
K00-K14 Diseases of oral cavity, salivary glands and jaws	18,643	17,133	12,118	9,366	5,586	n.p.	n.p.	n.a.	64,916
K20-K31 Diseases of oesophagus, stomach and duodenum	34,272	30,059	24,592	8,624	6,916	n.p.	n.p.	n.a.	106,623
K35-K38 Appendicitis	1,143	1,104	1,393	886	349	n.p.	n.p.	n.a.	5,125

(continued)

Table 7.4 (continued): Separations by principal diagnosis in ICD-10-AM groupings, private hospitals, States and Territories, 1999-00

Principal diagnosis	NSW	Vic	Qld	WA	SA	Tas	ACT	NT	Total
K40-K46 Hernias	12,765	10,318	7,769	3,344	2,525	n.p.	n.p.	n.a.	38,063
K50-K52 Non-infective enteritis and colitis	4,828	3,999	3,594	1,561	1,293	n.p.	n.p.	n.a.	15,795
K55-K67 Other diseases of intestines	24,219	20,056	20,153	6,523	5,604	n.p.	n.p.	n.a.	78,538
K70-K87 Diseases of liver, gallbladder and pancreas	7,277	5,294	5,430	2,889	2,105	n.p.	n.p.	n.a.	24,129
K90-K93 Other diseases of digestive system	3,646	3,591	3,622	1,606	1,005	n.p.	n.p.	n.a.	13,859
L00-L99 Diseases of skin and subcutaneous tissue	10,514	7,648	6,336	3,177	3,106	n.p.	n.p.	n.a.	32,191
M00-M99 Diseases of musculoskeletal and connective tissue	55,199	45,347	28,858	26,700	19,809	n.p.	n.p.	n.a.	184,636
N00-N39 Diseases of the urinary system	12,868	9,477	9,969	4,315	3,284	n.p.	n.p.	n.a.	41,371
N40-N51 Diseases of the male genital organs	6,701	4,881	3,558	2,108	1,195	n.p.	n.p.	n.a.	19,389
N60-N64 Diseases of the breast	2,259	2,420	1,225	876	651	n.p.	n.p.	n.a.	7,764
N70-N98 Diseases of the female pelvic organs and genital tract	24,679	21,065	14,989	7,080	4,861	n.p.	n.p.	n.a.	76,094
N99 Other disorders of the genitourinary system	483	391	237	174	84	n.p.	n.p.	n.a.	1,487
O00-O09 Pregnancy with abortive outcome	14,772	3,690	2,237	4,402	810	n.p.	n.p.	n.a.	26,521
O10-O29 Complications relating to pregnancy	2,591	2,056	1,750	1,468	453	n.p.	n.p.	n.a.	8,902
O30-O82 Complications relating to labour and delivery	17,921	14,804	12,412	8,566	3,992	n.p.	n.p.	n.a.	60,947
O85-O99 Complications relating to the puerperium	1,294	2,339	896	779	338	n.p.	n.p.	n.a.	6,124
P00-P96 Conditions originating in the perinatal period	3,513	2,582	1,504	1,145	504	n.p.	n.p.	n.a.	9,949
Q00-Q99 Congenital abnormalities	3,322	2,087	1,913	991	786	n.p.	n.p.	n.a.	9,629
R00-R99 Signs, symptoms and abnormal findings	21,713	27,902	22,436	10,661	6,915	n.p.	n.p.	n.a.	92,857
S00-S19 Injuries to head and neck	1,612	1,656	1,735	863	670	n.p.	n.p.	n.a.	6,952
S20-S39 Injuries to thorax, abdomen, back, spine and pelvis	1,056	1,432	1,370	587	494	n.p.	n.p.	n.a.	5,213
S40-S99 Injuries to upper and lower limbs	11,058	10,647	9,650	5,036	4,958	n.p.	n.p.	n.a.	43,209
T00-T19 Injuries to multi- or unspecified region; foreign body effects	412	333	451	167	141	n.p.	n.p.	n.a.	1,601
T20-T35 Burns and frostbite	74	142	126	66	52	n.p.	n.p.	n.a.	478
T36-T65 Poisoning and toxic effects	285	349	572	495	176	n.p.	n.p.	n.a.	1,999
T66-T79 Other and unspecified effects of external causes	119	111	247	115	64	n.p.	n.p.	n.a.	694
T80-T88 Complications of medical and surgical care	5,967	5,300	4,447	2,642	1,963	n.p.	n.p.	n.a.	21,268
T89-T98 Other trauma complications; external cause sequelae	16	0	6	3	0	n.p.	n.p.	n.a.	28
Z00-Z13 Encounter for examination and investigation	14,004	7,382	7,194	2,885	2,340	n.p.	n.p.	n.a.	34,710
Z20-Z29 Encounter relating to communicable diseases	71	172	321	13	2	n.p.	n.p.	n.a.	595
Z30-Z39 Encounter for services relating to reproduction	10,407	4,427	4,130	2,144	1,045	n.p.	n.p.	n.a.	24,448
Z40-Z54 Encounter with health service for specific procedures	62,427	65,977	65,752	20,930	20,995	n.p.	n.p.	n.a.	240,970
Z55-Z76 Encounter with health service in other circumstances	560	303	931	521	125	n.p.	n.p.	n.a.	2,544
Z80-Z99 Encounter relating to personal and family history	7,753	3,845	3,298	1,681	545	n.p.	n.p.	n.a.	17,471
Not reported	0	3,163	0	0	0	n.p.	n.p.	n.a.	3,268
Total	604,276	519,838	452,410	215,095	159,794	n.p.	n.p.	n.a.	2,025,662

Note: Abbreviations: mal.—malignant, dis.—diseases.

n.p. not published.

n.a. not available.

Table 7.5: Patient days by principal diagnosis in ICD-10-AM groupings, public hospitals, States and Territories, 1999-00

Principal diagnosis	NSW	Vic	Qld	WA	SA	Tas	ACT	NT	Total
A00-A09 Intestinal infectious diseases	25,901	11,454	10,393	6,606	6,318	1,056	960	4,419	67,107
A15-A19 Tuberculosis	5,009	2,607	1,288	1,247	688	144	167	988	12,138
A20-A49 Zoonotic and other bacterial diseases	34,265	24,748	15,582	8,026	6,521	2,248	1,725	2,858	95,973
A50-A64 Predominantly sexually transmitted diseases	761	825	624	456	161	59	17	153	3,056
A65-B19 Other spirochaetal, chlamydial, rickettsial and viral diseases	12,962	9,586	5,334	3,607	3,066	848	552	627	36,582
B20-B24 HIV disease	489	356	471	215	406	21	142	0	2,100
B25-B99 Other and unspecified infectious and parasitic diseases	19,077	10,238	8,505	6,396	3,995	1,054	916	1,490	51,671
C00-C14 Mal. neoplasm of lip, oral cavity and pharynx	11,313	7,274	5,999	2,179	2,324	811	316	298	30,514
C15-C26 Mal. neoplasm of digestive system	84,156	55,929	33,360	15,667	22,625	5,720	3,316	843	221,616
C30-C39 Mal. neoplasm of respiratory and intrathoracic organs	40,396	26,571	17,261	7,243	12,102	2,685	1,867	702	108,827
C40-C50 Mal. neoplasm of bone, connective tissue and breast	50,292	30,263	20,966	9,509	13,715	2,388	1,886	483	129,502
C51-C68 Mal. neoplasm of genitourinary organs	52,756	32,610	19,251	8,383	14,353	3,637	2,222	591	133,803
C69-C80 Other and unspecified mal. neoplasms	90,905	73,790	38,305	16,282	19,657	6,001	5,000	1,054	250,994
C81-C97 Mal. neoplasms of lymphoid and haematopoietic tissue	63,008	40,986	28,004	13,196	16,050	2,412	3,430	240	167,326
D00-D09 Neoplasms in situ	5,483	3,870	3,703	1,301	1,718	452	244	200	16,971
D10-D36 Benign neoplasms	35,955	24,559	16,204	10,209	8,977	1,939	1,764	684	100,291
D37-D48 Neoplasms of unknown or uncertain behaviour	12,218	8,187	5,122	2,867	2,599	608	583	60	32,244
D50-D89 Dis. of blood and blood-forming organs and immune mechanism	42,551	32,318	17,772	10,301	12,663	2,493	2,177	1,064	121,339
E00-E90 Diseases of thyroid and endocrine system	81,556	69,434	49,692	23,857	27,672	6,539	3,522	6,691	268,963
F00-F99 Mental and behavioural disorders	837,975	376,802	671,700	198,872	232,414	31,277	15,871	7,557	2,372,468
G00-G99 Diseases of the nervous system	169,511	117,003	79,013	39,616	29,253	7,783	4,139	2,411	448,729
H00-H59 Diseases of the eye and adnexa	29,719	21,477	12,778	9,596	8,386	893	757	1,111	84,717
H60-H99 Diseases of ear and mastoid process	16,181	13,060	9,149	5,653	5,405	799	728	648	51,623
I00-I09 Rheumatic heart disease	2,700	2,484	3,074	1,671	883	282	77	572	11,743
I10-I15 Hypertensive heart disease	9,146	4,291	4,490	2,359	2,440	399	156	194	23,475
I20-I25 Ischaemic heart disease	190,711	115,771	92,854	35,021	47,137	13,506	7,853	2,868	505,721
I26-I28 Pulmonary heart disease	23,623	9,850	6,859	3,380	3,617	682	718	353	49,082
I30-I52 Other heart disease	181,204	105,688	73,254	35,469	38,657	10,076	5,964	3,342	453,654
I60-I69 Cerebrovascular disease	126,967	94,730	61,140	35,054	30,952	9,304	5,091	2,063	365,301
I70-I99 Other diseases of the circulatory system	104,406	73,669	46,084	24,213	26,972	5,054	5,988	1,977	288,363
J00-J06 Acute upper respiratory infections	19,872	9,882	10,123	6,242	4,529	975	693	847	53,163
J10-J18 Influenza and pneumonia	121,141	84,788	48,375	25,318	25,761	6,316	3,495	8,618	323,812
J20-J22 Acute lower respiratory infections	38,800	19,424	17,457	14,153	7,840	1,374	1,099	2,739	102,886
J30-J39 Other diseases of upper respiratory tract	16,412	15,282	8,320	5,455	5,665	959	838	409	53,340
J40-J70 Chronic lower respiratory diseases	176,569	101,232	77,950	37,160	37,398	9,513	4,066	5,191	449,079
J80-J99 Other respiratory diseases	44,404	27,763	16,840	10,116	13,302	2,831	1,920	832	118,008
K00-K14 Diseases of oral cavity, salivary glands and jaws	12,316	11,301	9,899	4,278	4,970	1,275	701	945	45,685
K20-K31 Diseases of oesophagus, stomach and duodenum	60,937	36,661	26,572	17,076	15,490	2,796	2,565	1,380	163,477

(continued)

Table 7.5 (continued): Patient days by principal diagnosis in ICD-10-AM groupings, public hospitals, States and Territories, 1999-00

Principal diagnosis	NSW	Vic	Qld	WA	SA	Tas	ACT	NT	Total
K35-K38 Appendicitis	20,766	14,165	9,862	5,679	4,282	1,273	1,223	722	57,972
K40-K46 Hernias	29,930	19,778	12,816	6,945	7,453	1,285	940	678	79,825
K50-K52 Non-infective enteritis and colitis	26,659	21,691	11,052	6,404	6,753	1,316	1,097	392	75,364
K55-K67 Other diseases of intestines	93,334	59,914	40,059	24,410	22,292	5,137	2,969	1,994	250,109
K70-K87 Diseases of liver, gallbladder and pancreas	100,607	62,509	42,942	21,178	21,595	4,861	4,371	3,123	261,186
K90-K93 Other diseases of digestive system	23,544	16,193	10,829	5,849	5,007	1,554	901	843	64,720
L00-L99 Diseases of skin and subcutaneous tissue	112,108	83,282	59,541	30,669	30,363	6,441	3,133	8,522	334,059
M00-M99 Diseases of musculoskeletal and connective tissue	212,419	150,867	93,831	60,750	54,372	13,797	10,150	6,164	602,350
N00-N39 Diseases of the urinary system	124,265	77,995	56,741	26,592	26,530	6,312	4,001	4,349	326,785
N40-N51 Diseases of the male genital organs	23,248	15,819	9,357	5,418	5,549	1,595	798	626	62,410
N60-N64 Diseases of the breast	3,110	3,429	1,848	1,182	1,383	282	137	262	11,633
N70-N98 Diseases of the female pelvic organs and genital tract	54,660	44,359	27,882	15,646	17,272	2,868	2,594	1,735	167,016
N99 Other disorders of genitourinary system	3,839	2,336	1,042	979	1,086	187	201	63	9,733
O00-O09 Pregnancy with abortive outcome	16,028	13,750	7,557	4,487	8,987	1,287	663	1,672	54,431
O10-O29 Complications relating to pregnancy	51,110	32,499	22,754	9,729	10,711	2,225	2,059	2,868	133,955
O30-O82 Complications relating to labour and delivery	252,176	171,191	119,384	65,725	57,216	14,017	12,180	13,265	705,154
O85-O99 Complications relating to the puerperium	19,193	16,215	10,437	6,245	6,342	976	1,043	1,915	62,366
P00-P96 Conditions originating in the perinatal period	113,260	90,252	71,326	28,986	35,621	10,024	8,940	10,225	368,634
Q00-Q99 Congenital abnormalities	32,106	24,669	16,576	6,759	6,921	1,217	1,216	1,007	90,471
R00-R99 Signs, symptoms and abnormal findings	209,619	178,015	95,390	48,282	48,077	12,078	5,835	6,828	604,124
S00-S19 Injuries to head and neck	56,223	39,812	38,273	17,524	13,700	3,692	2,809	3,589	175,622
S20-S39 Injuries to abdomen, thorax, back, spine and pelvis	63,182	41,025	28,971	13,760	13,010	3,344	2,970	2,311	168,573
S40-S99 Injuries to upper and lower limbs	210,439	139,043	100,817	54,214	42,109	13,005	9,783	12,401	581,811
T00-T19 Injuries to multi- or unspecified region; foreign body effects	4,548	2,988	3,227	1,140	1,266	332	171	164	13,836
T20-T35 Burns and frostbite	11,649	9,265	7,282	5,554	4,339	596	428	1,529	40,642
T36-T65 Poisoning and toxic effects	23,058	15,745	14,701	6,830	6,712	1,374	1,215	495	70,130
T66-T79 Other and unspecified effects of external causes	4,183	3,131	4,080	1,840	1,505	325	352	302	15,718
T80-T88 Complications of medical and surgical care	90,278	68,723	48,329	28,319	20,267	5,519	4,591	2,878	268,904
T89-T98 Other trauma complications; external cause sequelae	710	0	228	207	0	3	53	8	1,209
Z00-Z13 Encounter for examination and investigation	15,048	11,812	9,347	4,978	5,719	887	892	403	49,086
Z20-Z29 Encounter relating to communicable diseases	1,520	1,392	1,969	337	98	18	29	35	5,398
Z30-Z39 Encounter for services relating to reproduction	18,428	14,378	7,497	5,212	7,311	1,090	639	1,945	56,500
Z40-Z54 Encounter with health service for specific procedures	597,425	575,077	253,569	153,601	143,168	33,303	26,517	27,113	1,809,773
Z55-Z76 Encounter with health service in other circumstances	293,590	87,964	226,314	15,487	124,991	46,113	1,792	6,359	802,610
Z80-Z99 Encounter relating to personal and family history	5,310	2,245	1,044	1,168	199	65	193	79	10,303
Not reported	0	11,438	0	0	0	10,766	0	262	22,466
Total	5,769,219	3,829,729	3,040,641	1,350,334	1,478,887	356,373	210,410	194,628	16,230,221

Note: Abbreviations: mal.—malignant, dis.—diseases.

Table 7.6: Patient days by principal diagnosis in ICD-10-AM groupings, private hospitals, States and Territories, 1999–00

Principal diagnosis	NSW	Vic	Qld	WA	SA	Tas	ACT	NT	Total
A00–A09 Intestinal infectious diseases	2,920	2,672	4,666	1,347	1,018	n.p.	n.p.	n.a.	13,243
A15–A19 Tuberculosis	168	335	127	91	75	n.p.	n.p.	n.a.	846
A20–A49 Zoonotic and other bacterial diseases	4,119	6,194	5,923	2,062	1,911	n.p.	n.p.	n.a.	21,163
A50–A64 Predominantly sexually transmitted diseases	298	199	249	57	81	n.p.	n.p.	n.a.	919
A65–B19 Other spirochaetal, chlamydial, rickettsial and viral diseases	2,439	2,816	2,654	1,202	1,454	n.p.	n.p.	n.a.	11,021
B20–B24 HIV disease	0	5	39	0	0	n.p.	n.p.	n.a.	44
B25–B99 Other and unspecified infectious and parasitic diseases	2,234	2,408	4,141	1,497	1,005	n.p.	n.p.	n.a.	11,840
C00–C14 Mal. neoplasm of lip, oral cavity and pharynx	2,083	1,136	2,319	668	951	n.p.	n.p.	n.a.	7,375
C15–C26 Mal. neoplasm of digestive system	31,120	34,293	29,681	11,807	12,217	n.p.	n.p.	n.a.	124,253
C30–C39 Mal. neoplasm of respiratory and intrathoracic organs	8,171	9,397	10,104	4,135	3,669	n.p.	n.p.	n.a.	37,079
C40–C50 Mal. neoplasm of bone, connective tissue and breast	33,581	24,950	27,693	10,227	11,529	n.p.	n.p.	n.a.	112,318
C51–C68 Mal. neoplasm of genitourinary organs	26,845	22,388	20,768	8,510	7,749	n.p.	n.p.	n.a.	90,795
C69–C80 Other and unspecified mal. neoplasms	26,043	28,033	29,303	13,925	7,571	n.p.	n.p.	n.a.	108,901
C81–C97 Mal. neoplasms of lymphoid and haematopoietic tissue	8,053	14,359	16,089	4,808	3,944	n.p.	n.p.	n.a.	48,781
D00–D09 Neoplasms in situ	4,042	2,505	3,192	1,390	1,586	n.p.	n.p.	n.a.	13,547
D10–D36 Benign neoplasms	32,746	22,601	19,835	10,243	7,202	n.p.	n.p.	n.a.	96,859
D37–D48 Neoplasms of unknown or uncertain behaviour	4,348	3,856	5,418	2,010	1,165	n.p.	n.p.	n.a.	17,551
D50–D89 Dis. of blood and blood-forming organs and immune mechanism	8,212	9,868	10,589	3,870	3,496	n.p.	n.p.	n.a.	37,828
E00–E90 Diseases of thyroid and endocrine system	15,270	18,648	19,376	7,182	7,757	n.p.	n.p.	n.a.	71,642
F00–F99 Mental and behavioural disorders	152,205	136,255	148,373	49,423	46,740	n.p.	n.p.	n.a.	550,899
G00–G99 Diseases of the nervous system	33,247	35,353	51,651	13,595	9,865	n.p.	n.p.	n.a.	149,168
H00–H59 Diseases of the eye and adnexa	43,026	23,495	27,672	10,762	7,549	n.p.	n.p.	n.a.	116,944
H60–H99 Diseases of ear and mastoid process	8,315	7,284	5,594	3,425	3,860	n.p.	n.p.	n.a.	29,780
I00–I09 Rheumatic heart disease	1,741	1,312	1,255	288	260	n.p.	n.p.	n.a.	4,963
I10–I15 Hypertensive heart disease	2,209	2,010	4,277	993	1,058	n.p.	n.p.	n.a.	10,908
I20–I25 Ischaemic heart disease	59,085	55,668	50,624	14,893	17,773	n.p.	n.p.	n.a.	204,092
I26–I28 Pulmonary heart disease	4,260	4,083	3,815	1,562	1,949	n.p.	n.p.	n.a.	16,870
I30–I52 Other heart disease	39,283	49,106	46,568	15,658	15,213	n.p.	n.p.	n.a.	171,949
I60–I69 Cerebrovascular disease	17,026	24,068	29,055	7,369	9,688	n.p.	n.p.	n.a.	91,694
I70–I99 Other diseases of the circulatory system	43,028	43,994	36,089	17,901	12,487	n.p.	n.p.	n.a.	158,820
J00–J06 Acute upper respiratory infections	2,225	1,378	3,390	1,615	660	n.p.	n.p.	n.a.	9,903
J10–J18 Influenza and pneumonia	18,761	29,672	24,970	8,217	9,291	n.p.	n.p.	n.a.	94,655
J20–J22 Acute lower respiratory infections	6,073	7,888	9,559	3,315	2,042	n.p.	n.p.	n.a.	29,792
J30–J39 Other diseases of upper respiratory tract	14,445	9,809	8,247	5,113	5,051	n.p.	n.p.	n.a.	44,408
J40–J70 Chronic lower respiratory diseases	25,950	31,156	44,027	16,724	11,363	n.p.	n.p.	n.a.	134,480
J80–J99 Other respiratory diseases	7,498	9,196	8,712	3,197	3,024	n.p.	n.p.	n.a.	33,572
K00–K14 Diseases of oral cavity, salivary glands and jaws	20,037	18,454	13,104	10,077	6,125	n.p.	n.p.	n.a.	70,151
K20–K31 Diseases of oesophagus, stomach and duodenum	40,627	37,419	33,148	11,559	9,938	n.p.	n.p.	n.a.	136,043

(continued)

Table 7.6 (continued): Patient days by principal diagnosis in ICD-10-AM groupings, private hospitals, States and Territories, 1999–00

Principal diagnosis	NSW	Vic	Qld	WA	SA	Tas	ACT	NT	Total
K35–K38 Appendicitis	3,932	3,942	4,346	2,645	1,360	n.p.	n.p.	n.a.	17,151
K40–K46 Hernias	25,707	19,478	14,237	7,773	6,216	n.p.	n.p.	n.a.	76,336
K50–K52 Non-infective enteritis and colitis	9,444	10,211	8,433	4,106	3,439	n.p.	n.p.	n.a.	37,123
K55–K67 Other diseases of intestines	41,908	43,367	45,548	16,765	13,649	n.p.	n.p.	n.a.	166,427
K70–K87 Diseases of liver, gallbladder and pancreas	24,167	21,091	21,210	9,940	8,288	n.p.	n.p.	n.a.	89,250
K90–K93 Other diseases of digestive system	6,875	7,629	7,979	3,359	2,568	n.p.	n.p.	n.a.	29,606
L00–L99 Diseases of skin and subcutaneous tissue	33,433	30,570	27,591	11,386	11,196	n.p.	n.p.	n.a.	119,691
M00–M99 Diseases of musculoskeletal and connective tissue	193,377	160,639	124,356	82,494	61,824	n.p.	n.p.	n.a.	656,399
N00–N39 Diseases of the urinary system	32,160	30,514	28,669	13,928	11,472	n.p.	n.p.	n.a.	121,753
N40–N51 Diseases of the male genital organs	16,684	13,186	9,553	5,220	3,933	n.p.	n.p.	n.a.	51,570
N60–N64 Diseases of the breast	3,455	3,329	1,755	1,491	1,187	n.p.	n.p.	n.a.	11,721
N70–N98 Diseases of the female pelvic organs and genital tract	42,882	36,794	27,551	16,401	12,026	n.p.	n.p.	n.a.	143,192
N99 Other disorders of genitourinary system	1,753	1,553	770	618	432	n.p.	n.p.	n.a.	5,669
O00–O09 Pregnancy with abortive outcome	15,126	3,963	2,582	4,617	940	n.p.	n.p.	n.a.	27,939
O10–O29 Complications relating to pregnancy	11,454	9,258	7,181	6,402	1,912	n.p.	n.p.	n.a.	38,639
O30–O82 Complications relating to labour and delivery	91,322	78,473	62,550	45,471	21,221	n.p.	n.p.	n.a.	313,927
O85–O99 Complications relating to the puerperium	5,009	6,381	3,048	2,581	1,202	n.p.	n.p.	n.a.	20,073
P00–P96 Conditions originating in the perinatal period	22,977	16,024	15,349	9,239	3,621	n.p.	n.p.	n.a.	71,598
Q00–Q99 Congenital abnormalities	8,381	3,738	3,895	1,759	1,432	n.p.	n.p.	n.a.	20,456
R00–R99 Signs, symptoms and abnormal findings	45,005	62,453	61,668	25,595	18,032	n.p.	n.p.	n.a.	221,898
S00–S19 Injuries to head and neck	4,628	5,089	5,928	1,881	1,583	n.p.	n.p.	n.a.	20,283
S20–S39 Injuries to abdomen, thorax, back, spine and pelvis	11,446	12,172	13,570	4,486	3,961	n.p.	n.p.	n.a.	48,125
S40–S99 Injuries to upper and lower limbs	43,031	45,031	49,197	19,922	18,911	n.p.	n.p.	n.a.	184,584
T00–T19 Injuries to multi- or unspecified region; foreign body effects	1,066	910	1,264	464	365	n.p.	n.p.	n.a.	4,278
T20–T35 Burns and frostbite	455	939	591	240	296	n.p.	n.p.	n.a.	2,654
T36–T65 Poisoning and toxic effects	995	1,185	2,334	1,237	377	n.p.	n.p.	n.a.	6,591
T66–T79 Other and unspecified effects of external causes	657	374	1,024	253	312	n.p.	n.p.	n.a.	2,763
T80–T88 Complications of medical and surgical care	38,096	33,585	28,246	16,660	12,897	n.p.	n.p.	n.a.	136,028
T89–T98 Other trauma complications; external cause sequelae	41	0	11	4	0	n.p.	n.p.	n.a.	78
Z00–Z13 Encounter for examination and investigation	14,731	7,787	7,723	3,371	2,508	n.p.	n.p.	n.a.	37,144
Z20–Z29 Encounter relating to communicable diseases	184	189	2,029	24	9	n.p.	n.p.	n.a.	2,451
Z30–Z39 Encounter for services relating to reproduction	20,223	5,467	5,034	3,334	1,471	n.p.	n.p.	n.a.	41,474
Z40–Z54 Encounter with health service for specific procedures	210,346	205,200	110,978	53,790	51,280	n.p.	n.p.	n.a.	645,299
Z55–Z76 Encounter with health service in other circumstances	4,538	16,183	38,632	5,490	4,065	n.p.	n.p.	n.a.	70,258
Z80–Z99 Encounter relating to personal and family history	7,858	3,854	3,313	1,690	545	n.p.	n.p.	n.a.	17,609
Not reported	0	10,575	0	0	0	n.p.	n.p.	n.a.	10,692
Total	1,745,079	1,645,396	1,510,441	665,353	532,846	n.p.	n.p.	n.a.	6,355,825

Note: Abbreviations: mal.—malignant, dis.—diseases.

n.a. not available.

n.p. not published.

Table 7.7: Separations for males by age group and principal diagnosis in ICD-10-AM groupings, all hospitals, Australia, 1999-00

Principal diagnosis	<1	1-4	5-14	15-24	25-34	35-44	45-54	55-64	65-74	75-84	85+	Total ^(a)
A00-A09 Intestinal infectious diseases	2,702	7,206	2,481	819	814	599	460	415	461	499	174	16,630
A15-A19 Tuberculosis	5	15	13	48	73	67	59	56	66	70	15	487
A20-A49 Zoonotic and other bacterial diseases	340	497	298	352	325	474	629	974	1,402	1,435	518	7,244
A50-A64 Predominantly sexually transmitted diseases	3	2	3	159	232	147	75	79	31	18	5	754
A65-B19 Other spirochaetal, chlamydial, rickettsial and viral diseases	245	727	1,084	767	1,123	1,442	779	396	380	322	100	7,365
B20-B24 HIV disease	0	0	1	7	95	96	74	16	9	0	0	298
B25-B99 Other and unspecified infectious and parasitic diseases	1,284	2,317	1,520	1,386	1,079	959	858	684	610	497	131	11,325
C00-C14 Mal. neoplasm of lip, oral cavity and pharynx	0	0	22	39	61	327	880	1,019	1,064	461	98	3,971
C15-C26 Mal. neoplasm of digestive system	12	29	30	40	190	774	2,677	5,367	8,003	5,396	1,324	23,842
C30-C39 Mal. neoplasm of respiratory and intrathoracic organs	3	6	4	28	62	288	1,130	2,848	4,887	3,188	503	12,947
C40-C50 Mal. neoplasm of bone, connective tissue and breast	15	141	382	418	696	2,127	4,846	7,509	11,205	11,839	3,262	42,440
C51-C68 Mal. neoplasm of genitourinary organs	28	128	117	259	464	582	1,797	4,711	9,390	8,945	2,479	28,900
C69-C80 Other and unspecified mal. neoplasms	74	452	475	311	613	1,239	2,702	4,791	6,423	4,721	920	22,721
C81-C97 Mal. neoplasms of lymphoid and haematopoietic tissue	39	853	1,231	1,062	1,284	1,972	3,706	5,207	6,348	4,053	692	26,447
D00-D09 Neoplasms in situ	0	0	1	19	57	181	440	823	1,402	1,256	263	4,442
D10-D36 Benign neoplasms	239	615	1,322	1,403	2,042	3,636	5,868	6,952	6,668	3,699	448	32,892
D37-D48 Neoplasms of unknown or uncertain behaviour.	23	38	134	142	226	418	959	1,591	3,084	3,537	1,055	11,207
D50-D89 Dis. of blood and blood-forming organs and immune mechanism	224	1,546	2,729	2,167	2,196	2,366	2,870	3,272	5,409	5,165	1,901	29,845
E00-E90 Diseases of thyroid and endocrine system	373	797	1,686	1,954	2,075	3,070	4,219	4,379	4,796	3,470	986	27,805
F00-F99 Mental and behavioural disorders	798	911	4,778	19,259	23,951	20,678	20,547	8,653	6,092	6,987	2,109	114,765
G00-G99 Diseases of the nervous system	3,537	2,841	2,943	2,653	5,555	8,673	11,126	10,048	9,515	7,787	1,891	66,569
H00-H59 Diseases of the eye and adnexa	381	1,641	1,334	984	1,694	2,684	4,862	8,639	20,010	25,627	5,451	73,307
H60-H99 Diseases of ear and mastoid process	1,093	10,447	8,757	980	1,183	1,655	1,872	1,690	1,562	966	229	30,434
I00-I09 Rheumatic heart disease	0	4	52	45	43	53	131	171	167	139	22	827
I10-I15 Hypertensive heart disease	5	20	61	65	125	310	492	610	587	504	138	2,917
I20-I25 Ischaemic heart disease	1	3	5	31	615	4,877	17,129	26,377	30,588	19,773	3,928	103,327
I26-I28 Pulmonary heart disease	16	8	9	45	202	331	543	650	885	736	175	3,600
I30-I52 Other heart disease	152	75	231	818	1,566	2,676	5,561	9,430	15,864	16,318	5,559	58,250
I60-I69 Cerebrovascular disease	14	35	48	118	276	688	1,548	3,155	6,412	6,863	2,231	21,388
I70-I99 Other diseases of the circulatory system	37	151	711	1,282	3,277	6,297	8,692	9,259	12,134	9,995	2,137	53,972
J00-J06 Acute upper respiratory infections	2,964	8,413	2,591	1,362	889	589	376	318	350	345	158	18,355
J10-J18 Influenza and pneumonia	1,248	3,964	1,667	1,023	1,653	2,061	2,288	3,205	5,701	7,115	3,233	33,158
J20-J22 Acute lower respiratory infections	7,394	2,288	394	227	281	388	546	747	1,287	1,660	796	16,008
J30-J39 Other diseases of upper respiratory tract	244	5,560	8,718	5,046	4,280	4,570	4,224	3,161	2,102	834	79	38,818
J40-J70 Chronic lower respiratory diseases	719	8,318	5,880	2,126	1,684	1,725	2,620	5,590	11,837	11,833	2,937	55,269
J80-J99 Other respiratory diseases	287	391	249	998	796	806	1,137	1,831	3,014	2,611	758	12,878
K00-K14 Diseases of oral cavity, salivary glands and jaws	58	4,603	6,949	13,455	6,832	3,910	2,779	2,117	1,404	788	120	43,015
K20-K31 Diseases of oesophagus, stomach and duodenum	1,135	665	1,009	3,607	9,086	14,195	18,207	17,361	16,650	10,331	1,900	94,146

(continued)

Table 7.7 (continued): Separations for males by age group and principal diagnosis in ICD-10-AM groupings, all hospitals, Australia, 1999-00

Principal diagnosis	<1	1-4	5-14	15-24	25-34	35-44	45-54	55-64	65-74	75-84	85+	Total ^(a)
K35-K38 Appendicitis	6	119	3,201	3,554	2,302	1,595	911	454	286	146	27	12,601
K40-K46 Hernias	1,836	1,954	1,588	2,061	4,221	6,676	10,181	9,989	9,475	5,806	1,059	54,846
K50-K52 Non-infective enteritis and colitis	104	196	316	1,917	3,060	2,946	2,444	2,129	1,996	1,469	422	16,999
K55-K67 Other diseases of intestines	513	918	1,443	1,595	4,016	7,811	11,810	13,256	14,561	9,885	2,192	68,000
K70-K87 Diseases of liver, gallbladder and pancreas	26	60	160	705	2,301	5,075	6,590	6,275	6,460	4,204	908	32,764
K90-K93 Other diseases of digestive system	130	200	379	644	1,487	2,460	3,119	2,750	3,098	2,345	749	17,361
L00-L99 Diseases of skin and subcutaneous tissue	762	2,163	4,183	7,790	6,992	6,762	6,725	6,131	6,862	5,518	1,678	55,566
M00-M99 Diseases of musculoskeletal and connective tissue	134	1,180	3,828	14,743	21,988	27,380	28,983	26,393	24,087	15,805	3,096	167,617
N00-N39 Diseases of the urinary system	1,225	994	1,229	1,858	4,437	7,909	11,029	10,976	12,027	9,668	2,868	64,220
N40-N51 Diseases of the male genital organs	613	2,623	3,884	2,212	2,115	2,371	3,654	7,111	9,964	6,841	1,444	42,832
N60-N64 Diseases of the breast	8	7	79	504	443	184	170	132	113	86	5	1,731
N70-N98 Diseases of the female pelvic organs and genital tract
N99 Other disorders of the genitourinary system	22	96	90	31	45	52	134	301	602	450	117	1,940
O00-O99 Pregnancy, childbirth and the puerperium
P00-P96 Conditions originating in the perinatal period	27,390	194	90	8	2	0	0	0	0	0	0	27,684
Q00-Q99 Congenital abnormalities	5,424	5,038	4,320	1,384	685	616	529	355	303	162	28	18,844
R00-R99 Signs, symptoms and abnormal findings	5,536	6,321	6,357	7,404	11,372	17,003	21,547	21,702	24,430	20,312	6,452	148,436
S00-S19 Injuries to head and neck	565	3,682	6,293	12,475	8,632	5,322	3,177	1,840	1,567	1,601	839	45,994
S20-S39 Injuries to thorax, abdomen, back, spine and pelvis	17	193	1,110	3,075	3,032	2,580	2,135	1,566	1,469	1,650	942	17,769
S40-S99 Injuries to upper and lower limbs	181	3,680	18,021	23,714	20,211	14,439	10,571	6,600	5,198	5,093	2,940	110,648
T00-T19 Multi- or unspecified body region; foreign body effects	133	723	760	615	638	700	599	463	441	313	97	5,482
T20-T35 Burns and frostbite	189	856	569	921	805	630	405	261	140	102	18	4,896
T36-T65 Poisoning and toxic effects	149	1,716	750	3,331	4,134	3,094	1,786	781	522	366	132	16,761
T66-T79 Other and unspecified effects of external causes	146	361	314	589	800	545	376	317	247	206	88	3,989
T80-T88 Complications of medical and surgical care	228	812	1,197	2,011	2,723	3,139	3,892	5,396	7,024	5,510	1,316	33,248
T89-T98 Other trauma complications; external cause sequelae	0	3	31	44	36	32	24	18	6	7	1	202
Z00-Z13 Encounter for examination and investigation	1,353	900	615	741	1,269	2,671	5,651	8,729	11,224	7,495	1,122	41,770
Z20-Z29 Encounter relating to communicable diseases	54	127	87	157	322	440	562	465	253	164	9	2,640
Z30-Z39 Encounter for services relating to reproduction	2,714	2	4	51	4,086	8,084	1,833	155	12	1	0	16,942
Z40-Z54 Encounter with health service for specific procedures	5,236	5,035	7,262	17,164	35,329	54,077	77,465	100,329	135,609	76,423	7,939	521,868
Z55-Z76 Encounter with health service in other circumstances	864	223	377	226	694	589	498	748	1,629	2,994	1,949	10,791
Z80-Z99 Encounter relating to personal and family history	12	39	40	97	628	2,400	3,457	2,415	1,267	323	25	10,703
Not reported	40	77	136	295	304	246	241	270	295	228	67	2,199
Total	81,302	106,199	128,632	177,421	226,808	285,760	360,206	402,408	498,966	374,956	87,254	2,729,915

(a) Total includes separations for which age was not reported.

Note: Abbreviations: mal.—malignant, dis.—diseases.

.. not applicable.

Table 7.8: Separations for females by age group and principal diagnosis in ICD-10-AM groupings, all hospitals, Australia, 1999–00

Principal diagnosis	<1	1–4	5–14	15–24	25–34	35–44	45–54	55–64	65–74	75–84	85+	Total ^(a)
A00–A09 Intestinal infectious diseases	2,163	6,684	2,256	1,104	1,208	768	696	626	730	840	410	17,485
A15–A19 Tuberculosis	4	25	17	46	74	65	42	43	62	48	16	442
A20–A49 Zoonotic and other bacterial diseases	292	386	219	336	280	406	486	622	1,055	1,320	778	6,180
A50–A64 Predominantly sexually transmitted diseases	5	10	21	580	280	119	75	37	20	11	4	1,162
A65–B19 Other spirochaetal, chlamydial, rickettsial and viral diseases	196	677	999	840	964	876	549	371	399	504	241	6,616
B20–B24 HIV disease	0	0	0	10	10	44	2	3	0	0	0	69
B25–B99 Other and unspecified infectious and parasitic diseases	1,091	1,904	1,401	1,566	1,068	866	712	687	591	530	221	10,637
C00–C14 Mal. neoplasm of lip, oral cavity and pharynx	0	0	5	14	61	148	253	331	369	308	108	1,597
C15–C26 Mal. neoplasm of digestive system	1	5	1	33	154	594	1,761	3,193	4,831	4,593	1,637	16,803
C30–C39 Mal. neoplasm of respiratory and intrathoracic organs	7	14	0	14	23	252	763	1,416	2,027	1,359	209	6,084
C40–C50 Mal. neoplasm of bone, connective tissue and breast	11	35	279	528	1,315	5,083	9,285	9,182	9,705	9,370	3,787	48,580
C51–C68 Mal. neoplasm of genitourinary organs	13	135	82	90	507	980	1,991	2,920	3,786	3,406	999	14,909
C69–C80 Other and unspecified mal. neoplasms	93	515	285	254	928	2,365	4,603	5,008	5,515	3,917	1,093	24,576
C81–C97 Mal. neoplasms of lymphoid and haematopoietic tissue	40	668	1,041	707	940	1,287	2,724	3,538	4,546	4,075	1,034	20,600
D00–D09 Neoplasms in situ	0	0	2	1,208	2,964	2,072	1,795	1,563	1,640	1,337	433	13,014
D10–D36 Benign neoplasms	279	597	1,655	3,232	5,740	12,511	15,556	8,411	6,888	3,622	598	59,089
D37–D48 Neoplasms of unknown or uncertain behaviour	19	36	77	170	327	468	878	1,006	1,849	2,164	1,102	8,096
D50–D89 Dis. of blood and blood-forming organs and immune mechanism	139	718	1,703	2,065	2,907	3,641	4,948	3,686	5,443	6,107	2,888	34,245
E00–E90 Diseases of thyroid and endocrine system	331	693	2,118	3,093	3,849	4,592	5,068	4,395	4,741	4,790	2,131	35,801
F00–F99 Mental and behavioural disorders	664	425	2,976	21,035	25,906	26,130	21,408	10,417	7,845	7,850	3,793	128,450
G00–G99 Diseases of the nervous system	2,721	2,006	2,513	3,074	6,214	8,497	10,380	7,604	6,703	7,482	3,288	60,482
H00–H59 Diseases of the eye and adnexa	339	1,534	1,347	936	1,512	2,422	4,521	9,021	25,704	37,303	10,176	94,815
H60–H99 Diseases of ear and mastoid process	659	6,861	6,508	1,075	1,375	1,711	1,896	1,772	1,656	1,403	454	25,370
I00–I09 Rheumatic heart disease	0	5	61	45	89	101	215	253	324	223	48	1,364
I10–I15 Hypertensive heart disease	0	4	51	71	160	323	580	772	1,085	1,281	564	4,891
I20–I25 Ischaemic heart disease	1	1	4	24	167	1,311	4,908	9,183	16,084	16,447	6,489	54,619
I26–I28 Pulmonary heart disease	8	4	27	118	350	497	665	750	1,017	1,096	394	4,926
I30–I52 Other heart disease	110	62	230	531	842	1,390	2,779	4,942	11,026	17,441	10,369	49,722
I60–I69 Cerebrovascular disease	21	13	43	107	246	638	1,119	1,842	3,897	6,977	4,388	19,291
I70–I99 Other diseases of the circulatory system	18	120	546	1,102	4,008	7,565	9,191	8,352	8,868	8,760	3,349	51,879
J00–J06 Acute upper respiratory infections	1,935	4,705	1,791	1,910	1,299	684	519	390	407	443	314	14,397
J10–J18 Influenza and pneumonia	921	3,243	1,411	910	1,622	1,896	2,072	2,735	4,272	5,955	4,391	29,428
J20–J22 Acute lower respiratory infections	4,987	1,774	349	337	433	470	671	845	1,235	1,866	1,440	14,407
J30–J39 Other diseases of upper respiratory tract	159	3,603	8,708	6,734	4,052	3,330	3,145	2,215	1,414	591	88	34,039
J40–J70 Chronic lower respiratory diseases	360	4,575	4,063	3,450	2,864	3,082	4,615	6,231	9,082	8,723	3,066	50,111
J80–J99 Other respiratory diseases	173	248	156	368	550	611	866	1,231	1,817	2,021	982	9,023
K00–K14 Diseases of oral cavity, salivary glands and jaws	57	3,956	7,737	22,644	9,562	4,621	3,173	1,837	1,289	785	251	55,912
K20–K31 Diseases of oesophagus, stomach and duodenum	923	449	777	3,440	6,855	12,722	19,219	18,669	17,256	12,311	3,400	96,021

(continued)

Table 7.8 (continued): Separations for females by age group and principal diagnosis in ICD-10-AM groupings, all hospitals, Australia, 1999-00

Principal diagnosis	<1	1-4	5-14	15-24	25-34	35-44	45-54	55-64	65-74	75-84	85+	Total ^(a)
K35-K38 Appendicitis	0	70	2,248	3,324	2,069	1,338	742	413	218	130	21	10,573
K40-K46 Hernias	438	907	650	388	1,220	2,429	3,578	3,775	3,996	2,906	742	21,029
K50-K52 Non-infective enteritis and colitis	70	163	281	2,832	4,526	3,825	3,308	2,741	2,795	2,405	954	23,900
K55-K67 Other diseases of intestines	285	636	1,209	2,478	5,189	9,039	13,951	14,971	16,243	13,035	4,503	81,539
K70-K87 Diseases of liver, gallbladder and pancreas	19	46	232	3,499	8,074	8,882	9,577	8,683	7,238	5,016	1,661	52,927
K90-K93 Other diseases of digestive system	96	198	303	958	1,636	2,549	3,247	2,783	2,732	2,607	1,339	18,448
L00-L99 Diseases of skin and subcutaneous tissue	625	1,746	3,274	4,821	4,805	5,605	6,358	5,705	6,266	6,826	3,853	49,884
M00-M99 Diseases of musculoskeletal and connective tissue	116	854	3,514	9,049	13,161	19,938	27,913	26,942	29,494	24,107	7,743	162,831
N00-N39 Diseases of the urinary system	953	1,514	1,776	4,112	5,405	7,236	9,002	8,652	9,398	8,884	4,537	61,469
N40-N51 Diseases of the male genital organs
N60-N64 Diseases of the breast	29	2	54	893	2,394	3,542	3,437	1,756	843	279	35	13,264
N70-N98 Diseases of the female pelvic organs and genital tract	28	65	563	15,925	42,056	47,266	33,264	14,420	8,899	4,134	663	167,283
N99 Other disorders of the genitourinary system	0	3	22	42	204	350	447	436	388	236	37	2,165
O00-O09 Pregnancy with abortive outcome	0	0	141	21,892	33,567	16,154	391	0	0	0	0	72,149
O10-O29 Complications relating to pregnancy	0	0	37	14,678	31,871	8,936	88	0	0	0	0	55,610
O30-O82 Complications relating to labour and delivery	0	0	135	59,401	166,134	42,960	221	1	0	0	0	268,852
O85-O99 Complications relating to the puerperium	0	0	28	8,097	18,119	4,496	30	0	0	0	0	30,770
P00-P96 Conditions originating in the perinatal period	21,915	29	15	1	5	1	0	1	0	0	0	21,967
Q00-Q99 Congenital abnormalities	3,418	2,616	2,673	1,834	1,544	1,081	711	436	316	250	67	14,946
R00-R99 Signs, symptoms and abnormal findings	4,730	5,218	6,049	14,165	18,837	21,639	25,196	22,763	22,915	22,299	10,440	174,251
S00-S19 Injuries to head and neck	504	2,524	2,828	3,689	2,923	2,306	1,490	887	1,080	2,087	1,879	22,197
S20-S39 Injuries to thorax, abdomen, back, spine and pelvis	13	188	648	1,475	1,388	1,275	1,174	937	1,576	3,249	2,891	14,814
S40-S99 Injuries to upper and lower limbs	157	2,707	9,583	5,713	6,111	5,776	5,929	6,045	8,624	14,906	11,788	77,339
T00-T19 Injuries to multi- or unspecified region; foreign body effects	114	669	461	276	305	335	375	298	319	370	255	3,777
T20-T35 Burns and frostbite	129	565	236	224	226	222	171	97	73	103	54	2,100
T36-T65 Poisoning and toxic effects	130	1,387	755	4,887	4,293	4,076	2,225	914	559	554	221	20,001
T66-T79 Other and unspecified effects of external causes	88	241	179	437	451	385	349	285	258	292	162	3,127
T80-T88 Complications of medical and surgical care	134	398	895	1,726	3,152	4,531	5,058	4,380	5,535	4,951	1,490	32,250
T89-T98 Other trauma complications; external cause sequelae	0	3	11	14	13	12	12	11	11	11	4	102
Z00-Z13 Encounter for examination and investigation	1,096	602	470	1,205	2,268	3,132	5,020	6,492	7,189	4,905	811	33,191
Z20-Z29 Encounter relating to communicable diseases	63	79	73	208	220	455	615	437	354	141	54	2,699
Z30-Z39 Encounter for services relating to reproduction	2,803	0	21	4,250	21,214	14,950	773	42	12	5	1	44,071
Z40-Z54 Encounter with health service for specific procedures	651	2,130	4,090	9,974	27,094	46,352	75,645	92,469	112,086	63,581	14,952	449,024
Z55-Z76 Encounter with health service in other circumstances	812	247	302	1,157	3,514	1,446	398	549	1,265	3,455	3,588	16,733
Z80-Z99 Encounter relating to personal and family history	13	14	46	120	703	3,093	4,832	3,365	1,810	526	32	14,555
Not reported	15	52	102	450	594	436	312	247	296	272	134	2,910
Total	58,184	72,563	95,365	287,995	526,990	411,186	389,968	368,032	427,966	379,782	149,844	3,167,882

(a) Total includes separations for which age was not reported.

Note: Abbreviations: mal.—malignant, dis.—diseases.

.. not applicable.

Table 7.9: Separations by number of diagnoses^(a) reported and hospital sector, States and Territories, 1999–00

	NSW	Vic	Qld	WA	SA	Tas	ACT	NT	Total
Hospital sector									
	Number								
Public hospitals									
Separations ^(b)	1,245,814	1,003,609	707,914	360,394	360,020	75,951	60,656	57,840	3,872,198
One diagnosis code only	343,641	259,406	218,551	88,233	111,085	16,429	25,350	9,954	1,072,649
Two diagnosis codes only	338,163	296,151	180,227	133,242	100,008	22,442	15,312	29,224	1,114,769
Three diagnosis codes only	178,957	153,280	102,607	50,456	49,799	10,426	8,826	6,444	560,795
Four diagnosis codes only	120,174	99,693	67,285	31,227	30,127	7,989	4,502	4,351	365,348
Five or more diagnosis codes	264,879	193,522	139,244	57,236	69,001	18,397	6,666	7,850	756,795
Mean diagnosis codes per separation	3.2	3.0	3.1	2.9	3.0	3.5	2.4	2.7	3.1
Maximum number of diagnosis codes	20	12	31	30	25	29	23	27	..
Private hospitals									
Separations ^(b)	604,276	519,838	452,410	215,095	159,794	51,495	22,754	n.a.	2,025,662
One diagnosis code only	220,113	182,026	150,697	82,977	51,699	18,082	7,334	n.a.	712,928
Two diagnosis codes only	173,811	142,651	123,519	65,821	49,426	14,667	6,924	n.a.	576,819
Three diagnosis codes only	90,576	82,576	75,407	29,924	25,510	8,057	3,893	n.a.	315,943
Four diagnosis codes only	50,087	44,954	42,482	14,713	13,806	4,464	1,834	n.a.	172,340
Five or more diagnosis codes	69,689	64,468	60,305	21,660	19,353	6,152	2,768	n.a.	244,395
Mean diagnosis codes per separation	2.5	2.5	2.7	2.4	2.6	2.5	2.6	n.a.	2.5
Maximum number of diagnosis codes	20	12	31	22	22	25	22	n.a.	..
Per cent									
Public hospitals									
One diagnosis code only	27.6	25.9	30.9	24.5	30.9	21.7	41.8	17.2	27.7
Two diagnosis codes only	27.1	29.6	25.5	37.0	27.8	29.7	25.2	50.5	28.8
Three diagnosis codes only	14.4	15.3	14.5	14.0	13.8	13.8	14.6	11.1	14.5
Four diagnosis codes only	9.6	9.9	9.5	8.7	8.4	10.6	7.4	7.5	9.4
Five or more diagnosis codes	21.3	19.3	19.7	15.9	19.2	24.3	11.0	13.6	19.6
Private hospitals									
One diagnosis code only	36.4	35.0	33.3	38.6	32.4	35.1	32.2	n.a.	35.3
Two diagnosis codes only	28.8	27.4	27.3	30.6	30.9	28.5	30.4	n.a.	28.5
Three diagnosis codes only	15.0	15.9	16.7	13.9	16.0	15.6	17.1	n.a.	15.6
Four diagnosis codes only	8.3	8.6	9.4	6.8	8.6	8.7	8.1	n.a.	8.5
Five or more diagnosis codes	11.5	12.4	13.3	10.1	12.1	11.9	12.2	n.a.	12.1

(a) Codes reporting external causes of injury and poisoning were not included.

(b) Includes separations for which no diagnosis codes were reported.

Note: The Institute requested up to 31 diagnosis codes to be reported.

.. not applicable.

n.a. not available.

Table 7.10: Separation, same day separation, public patient separation, patient day and average length of stay statistics for the 30 principal diagnoses in 3-character ICD-10-AM groupings with the highest number of separations, public hospitals, Australia, 1999-00

Principal diagnosis	Separations	Same day separations	Public patient separations	s per 10,000 population	Patient days	Patient days		(days) excluding same day
						per 10,000 population	ALOS (days)	
Z49 Care involving dialysis	472,545	470,675	422,155	248.0	475,491	249.6	1.0	2.6
Z51 Other medical care	127,682	125,893	113,558	67.0	140,717	73.9	1.1	8.3
Z50 Care involving use of rehabilitation procedures	67,965	26,649	58,212	35.7	989,943	519.6	14.6	23.3
I20 Angina pectoris	66,398	10,388	55,288	34.9	253,505	133.1	3.8	4.3
R10 Abdominal and pelvic pain	53,092	25,406	48,540	27.9	97,374	51.1	1.8	2.6
R07 Pain in throat and chest	47,829	16,478	42,345	25.1	89,172	46.8	1.9	2.3
J18 Pneumonia organism unspecified	42,178	2,684	36,274	22.1	259,423	136.2	6.2	6.5
O70 Perineal laceration during delivery	39,794	1,029	36,734	20.9	126,471	66.4	3.2	3.2
J44 Other chronic obstructive pulmonary disease	36,414	2,586	30,172	19.1	259,657	136.3	7.1	7.6
K80 Cholelithiasis	35,679	4,376	32,038	18.7	112,300	58.9	3.1	3.4
I50 Heart failure	32,718	2,412	26,563	17.2	259,493	136.2	7.9	8.5
H26 Other cataract	31,985	27,171	23,891	16.8	34,398	18.1	1.1	1.5
J45 Asthma	29,962	5,430	27,962	15.7	71,208	37.4	2.4	2.7
I21 Acute myocardial infarction	29,233	2,881	24,346	15.3	181,824	95.4	6.2	6.8
O80 Single spontaneous delivery	27,614	1,561	26,101	14.5	70,407	37.0	2.5	2.6
S52 Fracture of forearm	26,911	7,910	23,024	14.1	51,080	26.8	1.9	2.3
K21 Gastro-oesophageal reflux disease	26,247	20,964	23,400	13.8	40,133	21.1	1.5	3.6
C44 Other malignant neoplasms of skin	24,278	18,014	20,953	12.7	49,934	26.2	2.1	5.1
N39 Other disorders of urinary system	23,919	5,028	21,023	12.6	112,437	59.0	4.7	5.7
L03 Cellulitis	23,438	1,635	20,727	12.3	128,517	67.5	5.5	5.8
K29 Gastritis and duodenitis	23,386	17,941	21,103	12.3	35,645	18.7	1.5	3.3
F20 Schizophrenia	22,899	3,084	22,427	12.0	840,614	441.2	36.7	42.3
F32 Depressive episode	22,628	7,422	20,886	11.9	191,511	100.5	8.5	12.1
I48 Atrial fibrillation and flutter	22,196	6,123	18,244	11.7	71,701	37.6	3.2	4.1
K40 Inguinal hernia	21,341	5,614	18,154	11.2	37,828	19.9	1.8	2.0
T81 Complications of procedures, not elsewhere classified	20,007	3,212	17,135	10.5	110,690	58.1	5.5	6.4
S72 Fracture of femur	19,386	1,803	15,052	10.2	228,327	119.8	11.8	12.9
M54 Dorsalgia	19,112	8,294	15,913	10.0	61,165	32.1	3.2	4.9
O47 False labour	18,710	9,049	17,858	9.8	29,212	15.3	1.6	2.1
Z30 Contraceptive management	18,375	17,114	16,824	9.6	18,846	9.9	1.0	1.4
Other	2,396,436	906,782	2,089,857	1,257.9	10,778,732	5,657.8	4.5	6.6
Not reported	1,841	1,042	1,681	1.0	22,466	11.8	12.2	26.8
Total	3,872,198	1,766,650	3,388,440	2,032.5	16,230,221	8,519.3	4.2	6.9

Note: A similar listing of all principal diagnoses in 3-character ICD-10-AM groupings is provided on the Internet at <http://www.aihw.gov.au/publications/hse/ahs99-00.html>.

Table 7.11: Separation, same day separation, public patient separation, patient day and average length of stay statistics for the 30 principal diagnoses in 3-character ICD-10-AM groupings with the highest number of separations, private hospitals, Australia, 1999-00

Principal diagnosis	Separations	Same day separations	Public patient separations	s per 10,000 population	Patient days	Patient days		(days) excluding same day
						per 10,000 population	ALOS (days)	
Z51 Other medical care	94,729	94,156	1,622	50.2	96,885	51.4	1.0	4.8
Z49 Care involving dialysis	62,906	62,727	11,610	33.4	63,239	33.5	1.0	2.9
H26 Other cataract	55,645	40,747	2,065	29.5	58,792	31.2	1.1	1.2
K01 Embedded and impacted teeth	39,068	34,089	145	20.7	39,327	20.9	1.0	1.1
Z50 Care involving use of rehabilitation procedures	36,583	18,287	979	19.4	360,732	191.3	9.9	18.7
C44 Other malignant neoplasms of skin	35,171	27,333	578	18.7	56,659	30.0	1.6	3.7
K21 Gastro-oesophageal reflux disease	34,692	32,384	922	18.4	41,801	22.2	1.2	4.1
M23 Internal derangement of knee	33,586	23,101	739	17.8	39,856	21.1	1.2	1.6
R10 Abdominal and pelvic pain	31,463	23,382	1,048	16.7	50,384	26.7	1.6	3.3
K29 Gastritis and duodenitis	28,963	27,475	576	15.4	33,690	17.9	1.2	4.2
H25 Senile cataract	28,090	25,641	402	14.9	28,702	15.2	1.0	1.2
K57 Diverticular disease of intestine	25,779	21,082	433	13.7	49,773	26.4	1.9	6.1
I20 Angina pectoris	24,570	2,819	849	13.0	111,387	59.1	4.5	5.0
M17 Gonarthrosis [arthrosis of knee]	21,786	7,253	594	11.6	121,900	64.6	5.6	7.9
K40 Inguinal hernia	20,818	2,462	619	11.0	40,542	21.5	1.9	2.1
D12 Benign neoplasm of colon, rectum, anus and anal canal	20,733	18,832	386	11.0	27,577	14.6	1.3	4.6
I84 Haemorrhoids	19,327	14,964	453	10.2	27,908	14.8	1.4	3.0
M54 Dorsalgia	18,409	10,011	903	9.8	60,192	31.9	3.3	6.0
N97 Female infertility	18,176	17,384	168	9.6	18,398	9.8	1.0	1.3
G47 Sleep disorders	17,697	1,226	282	9.4	21,400	11.3	1.2	1.2
O04 Medical abortion	17,121	16,845	279	9.1	17,255	9.2	1.0	1.5
K80 Cholelithiasis	16,323	641	1,110	8.7	52,199	27.7	3.2	3.3
F32 Depressive episode	16,322	10,916	219	8.7	104,041	55.2	6.4	17.2
Z80 Family history of malignant neoplasm	15,910	15,755	237	8.4	15,960	8.5	1.0	1.3
Z08 Follow-up examination after treatment for malignant neoplasm	15,861	14,582	536	8.4	16,742	8.9	1.1	1.7
K63 Other diseases of intestine	15,319	14,405	166	8.1	19,201	10.2	1.3	5.2
I25 Chronic ischaemic heart disease	14,565	5,980	1,641	7.7	46,476	24.6	3.2	4.7
J35 Chronic diseases of tonsils and adenoids	14,344	1,817	544	7.6	16,191	8.6	1.1	1.1
F33 Recurrent depressive disorder	14,020	9,809	82	7.4	85,597	45.4	6.1	18.0
R07 Pain in throat and chest	13,406	4,159	704	7.1	27,072	14.4	2.0	2.5
Other	1,201,012	535,010	50,021	636.9	4,595,255	2,436.9	3.8	6.1
Not reported	3,268	2,183	2	1.7	10,692	5.7	3.3	7.8
Total	2,025,662	1,137,457	80,914	1,074.2	6,355,825	3,370.5	3.1	5.9

Note: A similar listing of all principal diagnoses in 3-character ICD-10-AM groupings is provided on the Internet at <http://www.aihw.gov.au/publications/hse/ahs99-00.html>.

Table 7.12: Separations for the 30 principal diagnoses in 3-character ICD-10-AM groupings with the highest number of separations, public hospitals, States and Territories, 1999-00

Principal diagnosis	NSW	Vic	Qld	WA	SA	Tas	ACT	NT	Total
Z49 Care involving dialysis	132,864	144,240	71,480	50,951	32,186	9,462	12,384	18,978	472,545
Z51 Other medical care	20,639	43,013	29,478	13,290	14,909	1,818	4,022	513	127,682
Z50 Care involving use of rehabilitation procedures	22,133	18,747	19,526	3,006	2,931	679	381	562	67,965
I20 Angina pectoris	23,733	16,466	12,722	5,126	5,101	1,769	988	493	66,398
R10 Abdominal and pelvic pain	18,043	14,978	9,701	4,454	4,122	803	524	467	53,092
R07 Pain in throat and chest	17,557	11,631	9,137	3,307	4,635	619	484	459	47,829
J18 Pneumonia organism unspecified	15,774	10,735	6,571	3,454	3,151	757	482	1,254	42,178
O70 Perineal laceration during delivery	15,381	7,847	7,468	3,634	3,524	603	671	666	39,794
J44 Other chronic obstructive pulmonary disease	14,449	8,916	6,194	2,537	2,910	677	294	437	36,414
K80 Cholelithiasis	12,165	9,105	6,687	2,791	3,380	733	539	279	35,679
I50 Heart failure	12,277	8,265	5,185	2,759	3,043	605	314	270	32,718
H26 Other cataract	9,549	10,286	4,937	3,386	2,919	136	388	384	31,985
J45 Asthma	10,449	7,747	5,893	3,156	1,518	449	358	392	29,962
I21 Acute myocardial infarction	10,496	7,002	5,616	2,236	2,705	657	332	189	29,233
O80 Single spontaneous delivery	10,312	5,185	6,850	1,887	1,957	306	595	522	27,614
S52 Fracture of forearm	10,391	5,677	5,459	2,264	1,886	399	413	422	26,911
K21 Gastro-oesophageal reflux disease	8,159	5,586	4,302	3,445	3,551	492	529	183	26,247
C44 Other malignant neoplasms of skin	6,563	4,515	6,909	2,122	3,339	426	315	89	24,278
N39 Other disorders of urinary system	8,610	5,828	4,406	2,224	1,967	459	198	227	23,919
L03 Cellulitis	8,392	5,275	4,832	2,204	1,680	345	229	481	23,438
K29 Gastritis and duodenitis	8,975	5,031	4,546	2,581	1,515	205	225	308	23,386
F20 Schizophrenia	6,692	5,872	5,339	1,781	2,103	745	214	153	22,899
F32 Depressive episode	6,872	5,233	3,817	3,332	2,377	663	215	119	22,628
I48 Atrial fibrillation and flutter	8,466	5,144	3,777	1,991	1,746	517	444	111	22,196
K40 Inguinal hernia	7,124	5,603	3,908	1,779	1,963	399	391	174	21,341
T81 Complications of procedures, not elsewhere classified	6,225	5,120	3,953	2,218	1,601	467	271	152	20,007
S72 Fracture of femur	7,656	4,637	3,046	1,617	1,583	434	312	101	19,386
M54 Dorsalgia	6,127	4,596	3,217	2,451	1,859	586	120	156	19,112
O47 False labour	5,928	4,348	4,275	1,556	1,591	317	211	484	18,710
Z30 Contraceptive management	5,476	5,230	2,227	2,374	2,284	400	174	210	18,375
Other	788,337	600,195	436,456	220,481	239,984	48,756	33,639	28,588	2,396,436
Not reported	0	1,556	0	0	0	268	0	17	1,841
Total	1,245,814	1,003,609	707,914	360,394	360,020	75,951	60,656	57,840	3,872,198

Table 7.13: Separations for the 30 principal diagnoses in 3-character ICD-10-AM groupings with the highest number of separations, private hospitals, States and Territories, 1999-00

Principal diagnosis	NSW	Vic	Qld	WA	SA	Tas	ACT	NT	Total
Z51 Other medical care	19,286	27,913	27,284	8,278	9,247	n.p.	n.p.	n.a.	94,729
Z49 Care involving dialysis	14,345	17,822	16,897	6,240	7,597	n.p.	n.p.	n.a.	62,906
H26 Other cataract	22,960	11,605	10,042	5,992	2,898	n.p.	n.p.	n.a.	55,645
K01 Embedded and impacted teeth	11,489	10,236	7,334	5,519	3,266	n.p.	n.p.	n.a.	39,068
Z50 Care involving use of rehabilitation procedures	15,640	7,206	11,089	1,499	889	n.p.	n.p.	n.a.	36,583
C44 Other malignant neoplasms of skin	11,228	6,467	9,894	2,271	4,025	n.p.	n.p.	n.a.	35,171
K21 Gastro-oesophageal reflux disease	10,162	7,164	10,007	3,306	3,130	n.p.	n.p.	n.a.	34,692
M23 Internal derangement of knee	11,147	7,953	4,674	4,888	3,438	n.p.	n.p.	n.a.	33,586
R10 Abdominal and pelvic pain	7,180	10,340	8,016	3,314	1,693	n.p.	n.p.	n.a.	31,463
K29 Gastritis and duodenitis	10,974	8,351	5,779	2,134	1,290	n.p.	n.p.	n.a.	28,963
H25 Senile cataract	8,817	5,606	9,493	1,050	2,295	n.p.	n.p.	n.a.	28,090
K57 Diverticular disease of intestine	7,253	6,828	7,771	1,817	1,490	n.p.	n.p.	n.a.	25,779
I20 Angina pectoris	6,562	7,463	5,553	2,760	1,419	n.p.	n.p.	n.a.	24,570
M17 Gonarthrosis [arthrosis of knee]	7,696	4,622	3,473	2,545	2,558	n.p.	n.p.	n.a.	21,786
K40 Inguinal hernia	7,079	4,837	4,208	2,194	1,590	n.p.	n.p.	n.a.	20,818
D12 Benign neoplasm of colon, rectum, anus and anal canal	7,926	4,279	4,964	1,962	1,259	n.p.	n.p.	n.a.	20,733
I84 Haemorrhoids	7,689	4,421	3,476	2,086	1,088	n.p.	n.p.	n.a.	19,327
M54 Dorsalgia	4,281	3,972	2,714	3,943	1,898	n.p.	n.p.	n.a.	18,409
N97 Female infertility	5,962	6,066	3,603	1,307	606	n.p.	n.p.	n.a.	18,176
G47 Sleep disorders	6,471	4,875	3,270	1,440	1,112	n.p.	n.p.	n.a.	17,697
O04 Medical abortion	11,548	1,623	279	3,282	237	n.p.	n.p.	n.a.	17,121
K80 Cholelithiasis	5,161	3,296	3,462	2,118	1,486	n.p.	n.p.	n.a.	16,323
F32 Depressive episode	3,380	5,087	4,411	2,552	459	n.p.	n.p.	n.a.	16,322
Z80 Family history of malignant neoplasm	6,494	3,759	3,171	1,631	528	n.p.	n.p.	n.a.	15,910
Z08 Follow-up examination after treatment for malignant neoplasms	6,218	3,941	3,150	1,197	840	n.p.	n.p.	n.a.	15,861
K63 Other diseases of intestine	5,660	3,564	3,789	1,179	896	n.p.	n.p.	n.a.	15,319
I25 Chronic ischaemic heart disease	6,699	2,440	2,749	855	1,372	n.p.	n.p.	n.a.	14,565
J35 Chronic diseases of tonsils and adenoids	5,145	2,726	2,857	1,879	1,118	n.p.	n.p.	n.a.	14,344
F33 Recurrent depressive disorder	2,627	6,989	1,416	1,671	612	n.p.	n.p.	n.a.	14,020
R07 Pain in throat and chest	2,671	4,006	3,284	1,491	1,518	n.p.	n.p.	n.a.	13,406
Other	344,526	311,218	264,301	132,695	97,940	n.p.	n.p.	n.a.	1,201,012
Not reported	0	3,163	0	0	0	n.p.	n.p.	n.a.	3,268
Total	604,276	519,838	452,410	215,095	159,794	n.p.	n.p.	n.a.	2,025,662

n.a. not available.

n.p. not published.

Table 7.14: Average length of stay (days) for the 30 principal diagnoses in 3-character ICD-10-AM groupings with the highest number of separations, public hospitals, States and Territories, 1999–00

Principal diagnosis	NSW	Vic	Qld	WA	SA	Tas	ACT	NT	Total
Z49 Care involving dialysis	1.0	1.0	1.0	1.0	1.0	1.0	1.0	1.0	1.0
Z51 Other medical care	1.3	1.1	1.1	1.0	1.0	1.1	1.0	1.3	1.1
Z50 Care involving use of rehabilitation procedures	16.5	17.8	6.1	24.5	23.1	25.0	21.8	9.2	14.6
I20 Angina pectoris	4.1	3.8	3.5	3.5	3.6	4.2	4.0	3.6	3.8
R10 Abdominal and pelvic pain	1.9	1.7	1.7	1.9	1.9	2.0	2.0	2.1	1.8
R07 Pain in throat and chest	2.0	1.7	1.9	1.8	1.8	2.5	1.8	2.3	1.9
J18 Pneumonia organism unspecified	6.3	6.4	5.8	5.3	6.5	6.7	5.8	5.1	6.2
O70 Perineal laceration during delivery	3.2	3.2	2.9	3.3	3.3	3.4	2.8	4.1	3.2
J44 Other chronic obstructive pulmonary disease	7.4	7.0	6.7	7.4	6.6	8.8	7.1	6.4	7.1
K80 Cholelithiasis	3.5	3.1	2.7	3.3	2.7	2.8	2.8	4.4	3.1
I50 Heart failure	8.5	7.4	7.7	8.0	7.3	8.8	8.0	7.0	7.9
H26 Other cataract	1.1	1.1	1.1	1.1	1.1	1.0	1.1	1.3	1.1
J45 Asthma	2.4	2.3	2.3	2.4	2.7	2.9	2.6	2.5	2.4
I21 Acute myocardial infarction	6.3	6.1	6.1	6.4	6.3	6.6	6.2	5.1	6.2
O80 Single spontaneous delivery	2.6	2.6	2.3	2.8	2.6	3.1	2.2	3.0	2.5
S52 Fracture of forearm	1.9	1.9	1.6	2.1	2.3	1.9	1.7	3.5	1.9
K21 Gastro-oesophageal reflux disease	1.6	1.5	1.5	1.4	1.5	1.5	1.4	1.3	1.5
C44 Other malignant neoplasms of skin	2.8	2.1	1.5	1.9	1.8	1.6	1.8	1.5	2.1
N39 Other disorders of urinary system	5.0	4.7	4.5	4.7	4.4	3.6	3.9	4.5	4.7
L03 Cellulitis	5.6	6.3	4.8	5.0	5.1	5.5	5.5	5.0	5.5
K29 Gastritis and duodenitis	1.6	1.4	1.5	1.4	1.6	1.5	1.6	1.9	1.5
F20 Schizophrenia	45.7	21.3	52.9	28.7	30.1	10.6	15.8	11.8	36.7
F32 Depressive episode	8.4	8.6	9.5	6.5	9.8	6.2	12.1	8.4	8.5
I48 Atrial fibrillation and flutter	3.5	3.2	2.9	2.6	3.0	3.5	2.6	3.4	3.2
K40 Inguinal hernia	1.9	1.7	1.5	1.9	1.9	1.7	1.3	1.6	1.8
T81 Complications of procedures, not elsewhere classified	5.6	5.9	5.3	5.1	5.4	5.1	5.8	6.2	5.5
S72 Fracture of femur	11.1	12.5	12.5	12.4	9.5	12.7	15.2	20.1	11.8
M54 Dorsalgia	3.4	3.2	3.5	2.5	3.2	2.8	4.4	2.3	3.2
O47 False labour	1.7	1.4	1.3	1.8	1.8	1.4	2.0	1.7	1.6
Z30 Contraceptive management	1.0	1.0	1.1	1.0	1.0	1.0	1.0	1.0	1.0
Other	4.9	4.1	4.6	4.1	4.4	5.1	4.3	4.6	4.5
Total^(a)	4.6	3.8	4.3	3.7	4.1	4.7	3.5	3.4	4.2

(a) For all separations.

Table 7.15: Average length of stay (days) for the 30 principal diagnoses in 3-character ICD-10-AM groupings with the highest number of separati

Principal diagnosis	NSW	Vic	Qld	WA	SA	Tas	ACT	NT	Total
Z51 Other medical care	1.0	1.0	1.0	1.0	1.0	n.p.	n.p.	n.a.	1.0
Z49 Care involving dialysis	1.0	1.0	1.0	1.0	1.0	n.p.	n.p.	n.a.	1.0
H26 Other cataract	1.1	1.0	1.1	1.1	1.0	n.p.	n.p.	n.a.	1.1
K01 Embedded and impacted teeth	1.0	1.0	1.0	1.0	1.0	n.p.	n.p.	n.a.	1.0
Z50 Care involving use of rehabilitation procedures	8.5	18.1	4.3	18.8	17.4	n.p.	n.p.	n.a.	9.9
C44 Other malignant neoplasms of skin	1.5	1.7	1.5	2.2	1.4	n.p.	n.p.	n.a.	1.6
K21 Gastro-oesophageal reflux disease	1.2	1.3	1.2	1.2	1.3	n.p.	n.p.	n.a.	1.2
M23 Internal derangement of knee	1.1	1.2	1.2	1.2	1.2	n.p.	n.p.	n.a.	1.2
R10 Abdominal and pelvic pain	1.5	1.5	1.7	1.8	1.9	n.p.	n.p.	n.a.	1.6
K29 Gastritis and duodenitis	1.1	1.1	1.3	1.2	1.2	n.p.	n.p.	n.a.	1.2
H25 Senile cataract	1.0	1.0	1.0	1.1	1.0	n.p.	n.p.	n.a.	1.0
K57 Diverticular disease of intestine	1.7	1.9	1.9	2.7	2.2	n.p.	n.p.	n.a.	1.9
I20 Angina pectoris	4.8	4.5	4.8	3.6	4.6	n.p.	n.p.	n.a.	4.5
M17 Gonarthrosis [arthrosis of knee]	5.4	5.4	6.4	6.2	4.3	n.p.	n.p.	n.a.	5.6
K40 Inguinal hernia	2.0	2.0	1.6	2.0	2.3	n.p.	n.p.	n.a.	1.9
D12 Benign neoplasm of colon, rectum, anus and anal canal	1.3	1.4	1.3	1.6	1.4	n.p.	n.p.	n.a.	1.3
I84 Haemorrhoids	1.3	1.4	1.5	1.7	1.7	n.p.	n.p.	n.a.	1.4
M54 Dorsalgia	3.7	3.9	4.0	2.1	2.8	n.p.	n.p.	n.a.	3.3
N97 Female infertility	1.0	1.0	1.0	1.1	1.0	n.p.	n.p.	n.a.	1.0
G47 Sleep disorders	1.1	1.4	1.0	1.6	1.1	n.p.	n.p.	n.a.	1.2
O04 Medical abortion	1.0	1.0	1.1	1.0	1.0	n.p.	n.p.	n.a.	1.0
K80 Cholelithiasis	3.0	3.4	3.3	3.0	3.3	n.p.	n.p.	n.a.	3.2
F32 Depressive episode	8.3	4.8	6.7	4.4	15.6	n.p.	n.p.	n.a.	6.4
Z80 Family history of malignant neoplasms	1.0	1.0	1.0	1.0	1.0	n.p.	n.p.	n.a.	1.0
Z08 Follow-up examination after treatment for malignant neoplasms	1.0	1.1	1.1	1.0	1.0	n.p.	n.p.	n.a.	1.1
K63 Other diseases of intestine	1.2	1.3	1.2	1.3	1.5	n.p.	n.p.	n.a.	1.3
I25 Chronic ischaemic heart disease	2.6	3.5	4.0	1.6	5.0	n.p.	n.p.	n.a.	3.2
J35 Chronic diseases of tonsils and adenoids	1.1	1.2	1.1	1.1	1.2	n.p.	n.p.	n.a.	1.1
F33 Recurrent depressive disorder	8.4	4.3	7.7	4.4	19.7	n.p.	n.p.	n.a.	6.1
R07 Pain in throat and chest	2.0	2.0	2.2	1.8	1.8	n.p.	n.p.	n.a.	2.0
Other	3.5	3.7	4.4	3.7	4.1	n.p.	n.p.	n.a.	3.8
Total^(a)	2.9	3.2	3.3	3.1	3.3	n.p.	n.p.	n.a.	3.1

(a) For all separations.

n.a. not available.

n.p. not published.

Table 7.16: Separations for males for the 30 principal diagnoses in 3-character ICD-10-AM groupings with the highest number of separations, by age group, all hospitals, Australia, 1999-00

Principal diagnosis	<1	1-4	5-14	15-24	25-34	35-44	45-54	55-64	65-74	75-84	85+	Total ^(a)
Z49 Care involving dialysis	1	163	630	7,141	24,314	38,846	50,877	58,780	84,839	44,832	1,328	311,751
Z51 Other medical care	140	1,212	1,882	1,951	2,886	6,083	14,852	27,906	32,865	14,656	1,048	105,481
I20 Angina pectoris	0	0	1	11	254	2,535	8,988	14,295	17,340	11,382	2,280	57,086
Z50 Care involving use of rehabilitation procedures	6	12	171	2,530	2,908	4,031	5,711	6,768	10,547	11,160	3,855	47,699
K40 Inguinal hernia	1,800	1,483	1,236	1,707	2,993	4,179	6,377	6,655	6,652	4,316	835	38,233
H26 Other cataract	2	26	52	77	142	471	1,703	4,197	11,091	15,325	3,283	36,369
C44 Other malignant neoplasms of skin	2	3	11	74	377	1,615	3,915	6,132	9,650	10,681	3,015	35,475
R07 Pain in throat and chest	2	7	107	594	1,983	5,271	7,599	6,792	5,520	3,312	696	31,883
K21 Gastro-oesophageal reflux disease	1,042	340	407	1,232	3,477	5,469	6,796	5,436	4,299	2,195	329	31,022
M23 Internal derangement of knee	1	0	277	4,664	6,457	6,689	6,012	3,995	2,050	692	36	30,873
R10 Abdominal and pelvic pain	192	367	2,418	2,813	3,989	4,660	4,582	3,794	3,495	2,221	499	29,030
J18 Pneumonia organism unspecified	867	3,091	1,329	780	1,234	1,611	1,811	2,609	4,781	6,143	2,874	27,130
J44 Other chronic obstructive pulmonary disease	2	63	108	28	46	286	1,052	3,665	9,127	9,215	2,162	25,754
K29 Gastritis and duodenitis	23	120	270	1,065	2,518	3,539	4,311	4,467	4,392	2,490	400	23,595
I21 Acute myocardial infarction	0	0	0	15	267	1,447	4,215	5,431	5,869	4,700	1,284	23,228
I25 Chronic ischaemic heart disease	1	3	4	5	84	835	3,735	6,411	7,103	3,478	322	21,981
N40 Hyperplasia of prostate	0	0	1	5	40	148	1,277	4,781	7,863	5,713	1,168	20,996
I50 Heart failure	34	6	5	55	103	311	807	2,191	5,580	8,045	3,599	20,736
G47 Sleep disorders	2,963	1,386	493	227	1,093	2,678	4,569	3,772	2,145	915	46	20,287
Z08 Follow-up examination after treatment for malignant neoplasm	0	86	45	65	189	603	1,836	4,100	7,107	5,376	873	20,280
K01 Embedded and impacted teeth	0	20	1,355	10,632	4,233	1,383	493	238	93	73	6	18,526
K57 Diverticular disease of intestine	1	0	2	23	280	1,254	3,005	4,142	5,120	3,547	555	17,929
I84 Haemorrhoids	0	17	19	384	1,874	4,072	4,948	3,361	2,053	925	108	17,761
M17 Gonarthrosis [arthrosis of knee]	0	0	6	172	666	1,680	2,767	3,905	4,801	2,974	309	17,280
N20 Calculus of kidney and ureter	3	25	23	339	1,567	3,198	4,463	3,904	2,590	941	124	17,177
F20 Schizophrenia	0	0	30	4,320	5,874	3,613	2,135	639	411	80	13	17,116
I48 Atrial fibrillation and flutter	3	0	4	139	501	976	2,266	3,687	5,138	3,615	755	17,084
S52 Fracture of forearm	9	1,055	8,607	2,578	1,456	1,102	868	566	365	232	105	16,943
D12 Benign neoplasm of colon, rectum, anus and anal canal	0	1	8	46	220	1,036	2,943	4,642	4,909	2,788	320	16,913
M54 Dorsalgia	1	15	97	526	2,017	3,762	3,469	2,549	2,121	1,770	473	16,800
Other	74,167	96,621	108,898	132,928	152,462	172,131	191,583	192,328	228,755	190,936	54,487	1,595,298
Not reported	40	77	136	295	304	246	241	270	295	228	67	2,199
Total	81,302	106,199	128,632	177,421	226,808	285,760	360,206	402,408	498,966	374,956	87,254	2,729,915

(a) Includes separations for which age was not reported.

Table 7.17: Separations for females for the 30 principal diagnoses in 3-character ICD-10-AM groupings with the highest number of separations, by age group, all hospitals, Australia, 1999-00

Principal diagnosis	<1	1-4	5-14	15-24	25-34	35-44	45-54	55-64	65-74	75-84	85+	Total ^(a)
Z49 Care involving dialysis	0	1	419	4,003	15,877	22,623	33,957	49,901	67,619	28,123	1,177	223,700
Z51 Other medical care	162	979	1,494	1,547	3,950	13,352	27,576	29,305	26,373	11,090	1,096	116,924
Z50 Care involving use of rehabilitation procedures	11	6	49	1,129	2,233	3,239	4,943	5,774	11,203	18,237	10,025	56,849
R10 Abdominal and pelvic pain	143	295	2,708	8,531	9,725	9,774	8,776	6,258	4,896	3,306	1,111	55,523
O70 Perineal laceration during delivery	0	0	22	10,778	33,242	7,960	24	0	0	0	0	52,026
H26 Other cataract	3	28	31	55	101	322	1,405	4,590	15,137	23,268	6,321	51,261
K80 Cholelithiasis	2	7	107	2,684	6,226	6,381	6,620	6,008	4,745	3,072	1,029	36,881
I20 Angina pectoris	0	0	2	11	96	817	3,204	5,783	9,879	10,254	3,836	33,882
O04 Medical abortion	0	0	113	14,319	13,336	5,822	161	0	0	0	0	33,755
O80 Single spontaneous delivery	0	0	24	9,184	20,358	4,062	9	0	0	0	0	33,637
K21 Gastro-oesophageal reflux disease	819	184	293	942	2,113	4,202	6,702	6,146	4,992	2,902	622	29,917
K01 Embedded and impacted teeth	0	14	2,093	18,678	6,408	1,655	584	219	90	54	17	29,812
R07 Pain in throat and chest	3	6	101	520	1,384	3,375	6,186	6,382	5,757	4,227	1,410	29,351
K29 Gastritis and duodenitis	52	137	297	1,203	2,313	4,012	5,768	5,506	5,217	3,470	779	28,754
N39 Other disorders of urinary system	810	968	708	1,229	1,364	2,320	3,461	3,288	3,576	4,582	3,194	25,500
F32 Depressive episode	0	0	374	3,372	4,265	5,035	4,414	2,363	1,879	1,863	533	24,099
J18 Pneumonia organism unspecified	634	2,530	1,088	667	1,193	1,507	1,666	2,175	3,507	5,113	3,969	24,049
N97 Female infertility	0	0	0	785	12,454	10,447	350	0	0	0	0	24,036
C44 Other malignant neoplasms of skin	0	4	15	81	470	1,749	3,160	3,632	5,169	6,647	3,046	23,973
K57 Diverticular disease of intestine	1	1	1	17	121	882	3,429	5,335	7,034	5,540	1,397	23,758
N92 Excessive, frequent and irregular menstruation	0	0	32	797	3,713	9,863	7,984	256	6	0	0	22,651
O47 False labour	0	0	25	7,116	11,912	2,618	13	0	0	0	0	21,684
H25 Senile cataract	0	0	3	2	20	82	472	1,586	6,620	9,783	2,528	21,096
I50 Heart failure	31	8	17	31	62	152	472	1,190	3,687	8,382	6,940	20,972
M54 Dorsalgia	1	15	101	630	1,754	3,575	4,581	3,164	3,012	2,767	1,121	20,721
C50 Malignant neoplasm of breast	0	0	3	37	484	2,776	5,399	4,772	3,685	2,003	494	19,653
O99 Other maternal diseases classifiable elsewhere but complicating pregnancy, childbirth and the puerperium	0	0	19	5,838	10,633	2,286	20	0	0	0	0	18,796
O68 Labour and delivery complicated by fetal stress [distress]	0	0	12	4,024	11,668	2,989	16	0	0	0	0	18,709
J44 Other chronic obstructive pulmonary disease	2	36	135	56	57	276	1,203	3,206	5,822	5,852	1,764	18,409
M17 Gonarthrosis [arthrosis of knee]	0	1	8	87	366	1,073	2,542	3,714	5,514	4,041	679	18,025
Other	55,495	67,291	84,969	189,192	348,498	275,524	244,559	207,232	222,251	214,934	96,622	2,006,569
Not reported	15	52	102	450	594	436	312	247	296	272	134	2,910
Total	58,184	72,563	95,365	287,995	526,990	411,186	389,968	368,032	427,966	379,782	149,844	3,167,882

(a) Includes separations for which age was not reported.

Table 7.18: Separation and public patient separation statistics for the 30 principal diagnoses in 3-character ICD-10-AM groupings with the highest number of separations, private free-standing day hospitals, Australia, 1999–00

Principal diagnosis	Separations	Public patient separations	Separations per 10,000 population
Z51 Other medical care	20,962	435	11.1
H25 Senile cataract	19,081	111	10.1
O04 Medical abortion	14,134	0	7.5
H26 Other cataract	12,889	24	6.8
C44 Other malignant neoplasms of skin	10,999	14	5.8
K29 Gastritis and duodenitis	10,367	49	5.5
K21 Gastro-oesophageal reflux disease	10,343	387	5.5
R10 Abdominal and pelvic pain	9,351	30	5.0
D12 Benign neoplasm of colon, rectum, anus and anal canal	6,917	101	3.7
K57 Diverticular disease of intestine	6,722	55	3.6
K01 Embedded and impacted teeth	5,431	0	2.9
Z80 Family history of malignant neoplasm	5,272	18	2.8
N97 Female infertility	5,152	0	2.7
I84 Haemorrhoids	5,081	25	2.7
K20 Oesophagitis	4,860	0	2.6
K63 Other diseases of intestine	4,542	3	2.4
Z49 Care involving dialysis	4,185	0	2.2
K44 Diaphragmatic hernia	3,980	44	2.1
K22 Other diseases of oesophagus	3,909	36	2.1
Z31 Procreative management	3,692	3	2.0
K30 Dyspepsia	3,416	227	1.8
K59 Other functional intestinal disorders	3,147	11	1.7
I25 Chronic ischaemic heart disease	2,966	1,593	1.6
R19 Other symptoms and signs involving the digestive system and abdomen	2,860	124	1.5
H02 Other disorders of eyelid	2,855	2	1.5
Z09 Follow-up examination after treatment for conditions other than malignant neoplasm	2,815	59	1.5
K62 Other diseases of anus and rectum	2,742	72	1.5
K02 Dental caries	2,688	0	1.4
K58 Irritable bowel syndrome	2,399	57	1.3
Z41 Procedures for purposes other than remedying health state	2,212	0	1.2
Other	83,609	936	44.3
Not reported	558	0	0.3
Total	280,136	4,416	148.6

Table 7.19: Separation, same day separation, public patient separation, patient day and average length of stay statistics by principal diagnosis in ICD-10-AM groupings, public psychiatric hospitals, Australia, 1999–00

Principal diagnosis		Separations	Same day separations	Public patient separations	Separations per 10,000 population	Patient days		ALOS (days)	ALOS (days) excluding same day
						Patient days	per 10,000 population		
A00–B99	Infectious and parasitic diseases	31	30	30	<0.1	56	<0.1	1.8	26.0
C00–D48	Neoplasms	1	0	1	<0.1	13	<0.1	13.0	13.0
D50–D89	Dis. of blood and blood-forming organs and immune mechanism	0	0	0	<0.1	0	<0.1
E00–E90	Endocrine, nutritional and metabolic diseases	3	0	3	<0.1	637	0.3	212.3	212.3
F00–F03	Dementia	465	3	404	0.2	74,176	38.9	159.5	160.5
F04–F09	Other organic mental disorders	311	52	296	0.2	72,700	38.2	233.8	280.5
F10	Mental, behavioural disorders due to use of alcohol	816	62	796	0.4	98,095	51.5	120.2	130.0
F11–F19	Mental, behav. disorders due to other psychoactive substance use	1,652	101	1,610	0.9	12,015	6.3	7.3	7.7
F20	Schizophrenia	4,116	279	3,946	2.2	538,269	282.5	130.8	140.2
F21–F29	Other schizotypal, delusional disorders	1,891	235	1,835	1.0	77,720	40.8	41.1	46.8
F30	Manic episode	158	11	148	0.1	3,512	1.8	22.2	23.8
F31	Bipolar affective disorder	1,707	218	1,672	0.9	61,251	32.2	35.9	41.0
F32–F33	Depressive episode or disorder	2,277	745	2,243	1.2	44,076	23.1	19.4	28.3
F34–F39	Other mood (affective) disorders	209	32	204	0.1	1,790	0.9	8.6	9.9
F40–F48	Neurotic, stress-related and somatoform disorders	1,924	267	1,884	1.0	13,799	7.2	7.2	8.2
F50	Eating disorders	9	0	9	<0.1	426	0.2	47.3	47.3
F51–F59	Other behav. syndromes associated with physiological disturbances, physical factors	23	0	22	<0.1	281	0.1	12.2	12.2
F60–F69	Disorders of adult personality and behaviour	1,092	48	1,060	0.6	24,165	12.7	22.1	23.1
F70–F79	Mental retardation	74	2	70	<0.1	69,497	36.5	939.1	965.2
F80–F89	Disorders of psychological development	27	0	26	<0.1	1,590	0.8	58.9	58.9
F90–F98	Disorders with onset usually occurring in childhood, adolescence	322	226	319	0.2	1,849	1.0	5.7	16.9
F99	Unspecified mental disorder	38	0	24	<0.1	854	0.4	22.5	22.5
G00–G99	Diseases of the nervous system	116	0	84	0.1	31,430	16.5	270.9	270.9
H00–H95	Diseases of eye, adnexa, ear and mastoid process	0	0	0	<0.1	0	<0.1
I00–I99	Diseases of circulatory system	3	0	3	<0.1	94	<0.1	31.3	31.3
J00–L99	Diseases of respiratory/digestive system, skin & subcutaneous tissue	1	0	0	<0.1	26	<0.1	26	26
M00–M99	Diseases of musculoskeletal and connective tissue	0	0	0	<0.1	0	<0.1
N00–N99	Diseases of genitourinary system	0	0	0	<0.1	0	<0.1
O00–O99	Pregnancy, childbirth and the puerperium	1	0	1	<0.1	10	<0.1	10.0	10.0
P00–P96	Certain diseases originating in the perinatal period	0	0	0	<0.1	0	<0.1
Q00–Q99	Congenital abnormalities	1	0	1	<0.1	572	0.3	572.0	572.0
R00–R99	Signs, symptoms and abnormal findings nec	129	51	115	0.1	1,498	0.8	11.6	18.6
S00–T98	Injury, poisoning and other consequences of external causes	14	1	14	<0.1	61	<0.1	4.4	4.6
Z03.2, Z81, Z86.5	Observation, personal, family history of mental and behav. disorder	0	0	0	<0.1	0	<0.1
Z00–Z99 ^(a)	Other reasons for contact with health services	342	16	340	0.2	14,289	7.5	41.8	43.8
	Not reported	193	0	192	0.1	11,479	6.0	59.5	59.5
Total		17,946	2,379	17,352	9.4	1,156,230	606.9	63.4	71.4

Note: Abbreviations: dis.—diseases, behav.—behavioural.

(a) Excluding Z03.2, Z81 and Z86.5.

.. not applicable.