

SAAP NDCA REPORT SERIES 11

Homeless people in SAAP

**SAAP National Data Collection
annual report
2005–06**

**South Australia
supplementary tables**

The Australian Institute of Health and Welfare is Australia's national health and welfare statistics and information agency. The Institute's mission is *better health and wellbeing for Australians through better health and welfare statistics and information*.

Please note that as with all statistical reports there is the potential for minor revisions of data in this report over its life. Please refer to the online version at <www.aihw.gov.au>.

SAAP NDCA REPORT SERIES 11

Homeless people in SAAP

**SAAP National Data Collection
annual report
2005–06**

**South Australia
supplementary tables**

Australian Institute of Health and Welfare
Canberra

AIHW cat. no. HOU 161

© Australian Institute of Health and Welfare 2007

This work is copyright. Apart from any use as permitted under the *Copyright Act 1968*, no part may be reproduced without prior written permission from the Australian Institute of Health and Welfare. Requests and enquiries concerning reproduction and rights should be directed to the Head, Business Promotion and Media Unit, Australian Institute of Health and Welfare, GPO Box 570, Canberra ACT 2601.

A complete list of the Institute's publications is available from the Business Promotion and Media Unit, Australian Institute of Health and Welfare, GPO Box 570, Canberra ACT 2601, or via the Institute's web site <www.aihw.gov.au>.

ISSN 1445 5021

ISBN 978 1 74024 668 2

Suggested citation

Australian Institute of Health and Welfare 2007. Homeless people in SAAP: SAAP National Data Collection annual report 2005–06 South Australia supplementary tables. SAAP NDCA report Series 11. Cat. no. HOU 161. Canberra: AIHW.

Australian Institute of Health and Welfare

Board Chair
Hon. Peter Collins, AM, QC

Director
Penny Allbon

Any enquiries about or comments on this publication should be directed to:

Manager
SAAP National Data Collection Agency
Australian Institute of Health and Welfare
GPO Box 570
Canberra ACT 2601
Phone: 02 6244 1206

Published by the Australian Institute of Health and Welfare

Printed by Pirion

Contents

Preface.....	vii
Acknowledgments.....	viii
Abbreviations and symbols.....	ix
1 Introduction	1
2 Funding.....	3
2.1 Key chart	3
2.2 Tables	4
3 Level of support	5
3.1 Key chart	5
3.2 Tables	6
4 Age, sex, country of birth and cultural and linguistic diversity	9
4.1 Key charts.....	9
4.2 Tables	10
5 Client groups and reasons for seeking assistance	17
5.1 Key charts.....	17
5.2 Tables	19
6 Support provided.....	21
6.1 Key charts.....	21
6.2 Tables	22
7 Meeting the needs of clients and accompanying children	27
7.1 Key charts.....	27
7.2 Tables	28
8 Circumstances of clients before and after support.....	35
8.1 Key chart	35
8.2 Tables	36
9 Support from 1996-97 to 2005-06	45
9.1 Key charts.....	45
9.2 Tables	47
Appendix 1 The data	51

A1.1 Agency participation	51
A1.2 Additional counting rules.....	52
Appendix 2 SAAP NDCA Client Collection form	53
Glossary.....	63
List of tables	67
List of figures	70
References.....	71

Preface

This publication contains statistical tables and charts in relation to South Australia and is intended to supplement the Series 11 (2005–06) annual national report on the Supported Accommodation Assistance Program (SAAP) National Data Collection. The first national report, containing 1996–97 data, was published in December 1997. The reports provide information on people who are homeless or at risk of being homeless.

A productive and cooperative partnership has continued between the SAAP National Data Collection Agency (managed by the Australian Institute of Health and Welfare), SAAP agencies and the SAAP Information Subcommittee. Valuable support and encouragement have been provided by the SAAP Coordination and Development Committee, which is responsible for the national direction of SAAP.

This partnership has been built on shared goals and mutual trust. The key has been agencies' willingness to collect and provide data to the National Data Collection Agency, knowing that any personal information provided by clients is protected by the extremely strict confidentiality provisions of the *Australian Institute of Health and Welfare Act 1987*.

The fact that 96% of agencies in South Australia provided data in 2005–06 is testimony to their collective commitment to, and confidence in, the collection. A participation rate of 96% was also recorded in 2004–05. Eighty-seven per cent of SAAP clients consented to the provision of their personal data to the National Data Collection Agency in 2004–05 and in 2005–06.

This large and complex project has not only a high level of support but also a high level of accuracy. We are confident that we can further improve the quality of the information provided to help policy makers and the community better understand and provide for the needs of people who are homeless or at risk of being so.

Under the Coordination and Development Committee's direction, a SAAP National Research Program has been established to undertake and fund studies on homeless people, often using data from the National Data Collection. Each year, the National Data Collection Agency receives many requests for data used for research purposes.

Penny Allbon

Australian Institute of
Health and Welfare

SAAP Coordination and
Development Committee

Acknowledgments

This report was prepared by Felicity Murdoch, Simon Edwards and Lynda Carney of the SAAP National Data Collection Agency at the Australian Institute of Health and Welfare. Anne Giovanetti, Justin Griffin, Diane Gibson and the SAAP Information Subcommittee provided helpful comments on the draft report.

Table programming and production were carried out by Andrew Powierski. Data entry was performed by Tom Watson and Katrina Williams. Without the efforts of Neil Angel, John Cologon, Phil Denman, Melita Kunstelj, Stirling Lewis, Michael Navaratnam, Joan Reid, Toni Stepniak, Dianne Oglesby, Kay Grzadka, Kit Loke, Frieda Rowland, Sergei Mitnik, Brett Davis and Qasim Shah who ensured that the data were collected and processed, this report would not have been possible. Cecilia Burke and Peter Nolan provided assistance in preparing the report for publication.

Finally, the authors acknowledge the vital role played by data providers. This report draws together a large amount of statistical material and could not have been produced without the efforts and cooperation of SAAP service providers and clients, who provided service and client information, and of the Australian Government Department of Families, Community Services and Indigenous Affairs (FaCSIA) and the South Australian Department of Families and Communities, which provided administrative data.

Abbreviations and symbols

Abbreviations

ABS	Australian Bureau of Statistics
AIHW	Australian Institute of Health and Welfare
CAP	Crisis Accommodation Program
DV	Domestic violence
FaCSIA	Department of Families, Community Services and Indigenous Affairs
NDC	National Data Collection
NDCA	National Data Collection Agency
SAAP	Supported Accommodation Assistance Program

Symbols in tables

..	Not applicable
–	Nil or rounded to zero (including null cells)
n.a.	Not available
n.e.s.	Not elsewhere specified

1 Introduction

This publication is one of eight state and territory supplements that accompany the Series 11 (2005–06) annual national report on the Supported Accommodation Assistance Program (SAAP) National Data Collection. The annual report provides an overview of assistance given to clients of agencies funded through SAAP.

The tables and charts included in this supplement are generally similar to those in the national report but relate to South Australia only. To assist the reader, a glossary of terms is included at the beginning of this report. Further information to aid readers in interpreting the tables is given in Appendix 1 of the national report. Included in that appendix are:

- an overview of the Client Collection and its data
- general notes to tables
- an explanation of the weighting system used to adjust the data for agency non-participation and client non-consent
- counting rules used in the tables
- a guide to interpreting the tables. In particular, two example tables with explanatory notes demonstrate how to interpret data presented in the different types of tables in the report.

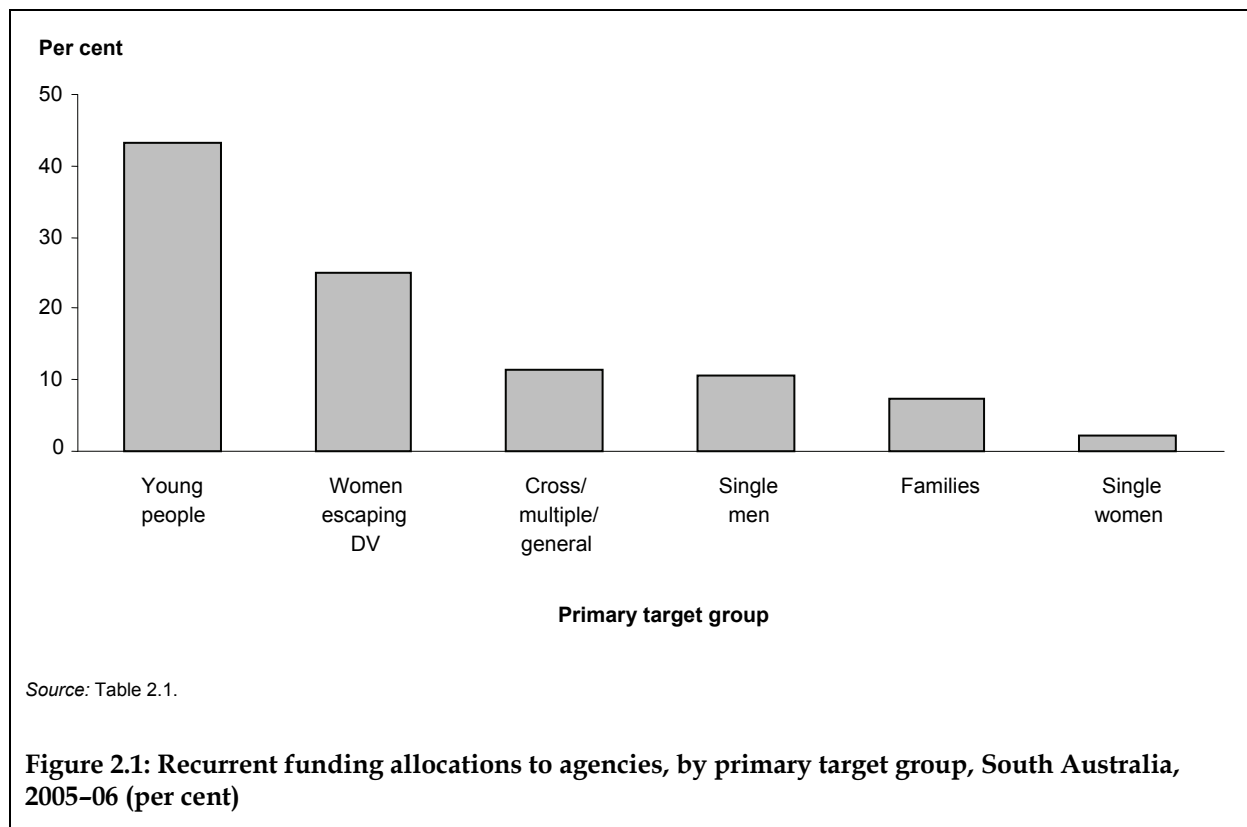
Appendix 1 to this supplementary report provides additional information relevant only to the interpretation of tables for South Australia. Appendix 2 contains a copy of the client form used to collect data in 2005–06.

Data presented here primarily relate to the financial year ending 30 June 2006. In addition, a number of tables contain data for the 10 years that the National Data Collection has been conducted (see Chapter 9). It must be noted that, in 2005–06, the SAAP Core Data Set was introduced. This involved changes to some of the key definitions used in the National Data Collection, including support periods, clients, accompanying child support periods and accompanying children. In addition new questions were added, some questions were deleted or adjusted (that is, deletion and/or addition of categories), and a new statistical linkage key was introduced. This has effectively meant a break in the Client Collection data series. Please refer to the national report for further detail.

Estimates in this report are subject to revision. Revised tables, along with the reports themselves, are posted on the web site of the Australian Institute of Health and Welfare <www.aihw.gov.au>. Regional tables and counts for all data items collected are available in hard copy or electronic format on request from the National Data Collection Agency, which is managed by the Australian Institute of Health and Welfare (ndca@aihw.gov.au).

2 Funding

2.1 Key chart



2.2 Tables

Table 2.1: SAAP agencies: recurrent allocations and mean funding per agency, by region and primary target group, South Australia, 2005-06

	Agencies (number)	Agencies (%)	Recurrent allocation (\$)	Recurrent allocation (%)	Mean funding per agency (\$)
Region					
Metropolitan, Eastern	27	33.3	10,977,000	41.6	406,600
Metropolitan, Western	6	7.4	1,973,000	7.5	328,800
Metropolitan, Northern	5	6.2	2,713,000	10.3	542,500
Metropolitan, Southern	9	11.1	3,627,000	13.7	403,000
Country, North	24	29.6	4,920,000	18.6	205,000
Country, South	10	12.3	2,198,000	8.3	219,800
Total	81	100.0	26,408,000	100.0	326,000
Primary target group					
Young people	22	27.2	11,414,000	43.2	518,800
Single men only	11	13.6	2,799,000	10.6	254,400
Single women only	2	2.5	616,000	2.3	308,100
Families	9	11.1	1,943,000	7.4	215,800
Women escaping domestic violence	22	27.2	6,626,000	25.1	301,200
Cross-target/multiple/general	15	18.5	3,011,000	11.4	200,700
Total	81	100.0	26,408,000	100.0	326,000
Recurrent allocations to agencies	81	100.0	26,408,000	97.0	326,000
Other recurrent allocations	814,000	3.0	..
Total	27,222,000	100.0	..

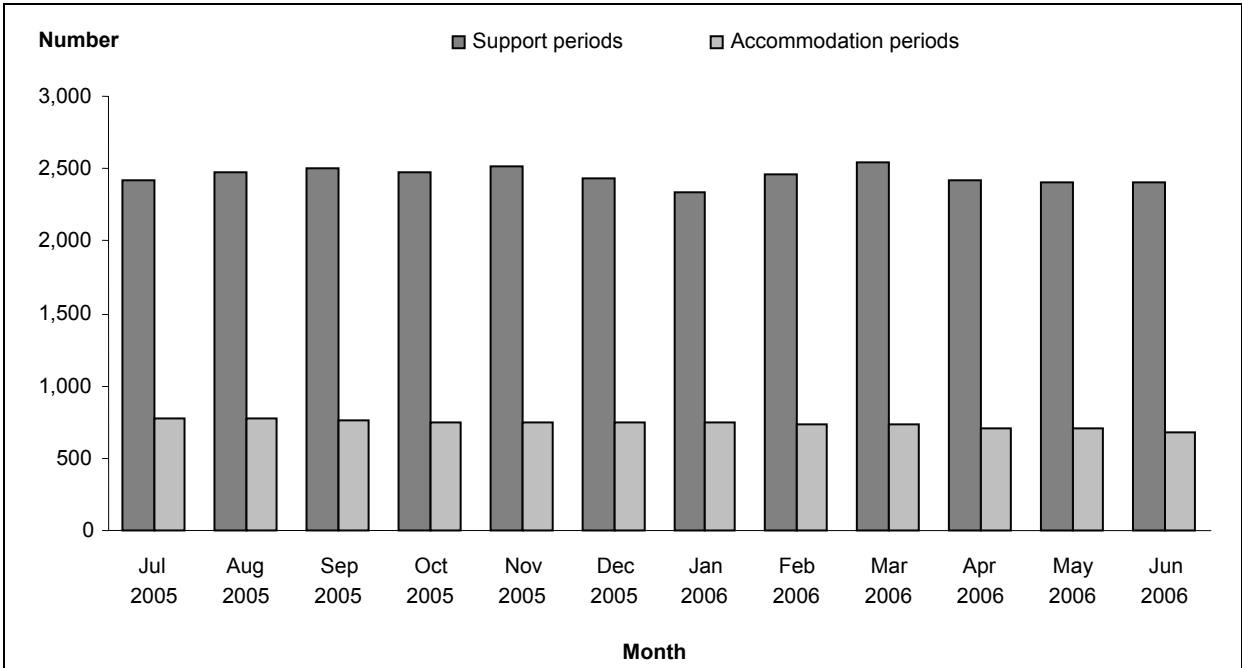
Notes

1. 'Recurrent allocations to agencies' excludes funds not allocated to agencies; for example, funds allocated for administration, training, research and evaluation.
2. All agencies were operating at 30 June 2006.

Source: SAAP Administrative Data Collection.

3 Level of support

3.1 Key chart



Sources: tables 3.3 and 3.4.

Figure 3.1: SAAP support periods active each day and accommodation periods active each night, average by month, South Australia, 2005-06 (number)

3.2 Tables

Table 3.1: SAAP support periods and clients, South Australia, 2005–06 (number)

Support periods	15,850
With accommodation	6,250
Without accommodation	9,600
Clients	10,400
Mean number of support periods per client	1.52
Clients per 10,000 population 10+ ^(a)	73

(a) 'Per 10,000 population aged 10+' shows how many people out of every 10,000 aged 10 years and over in the general population became SAAP clients. The rate is estimated by comparing the number of SAAP clients aged 10 years and over with the estimated resident population aged 10 years and over at 30 June 2005 (preliminary estimates).

Notes

1. Number excluded due to errors and omissions (weighted): 0.
2. Number of clients in this table relates to clients that ever received assistance from a SAAP agency in South Australia.
3. Support period figures have been weighted to adjust for agency non-participation.
4. Client figures have been weighted to adjust for agency non-participation and client non-consent.

Sources: SAAP Client Collection; ABS 2006a.

Table 3.2: SAAP accompanying child support periods and accompanying children, South Australia, 2005–06 (number)

Accompanying child support periods	10,350
With accommodation ^(a)	2,800
Without accommodation ^(a)	7,550
Accompanying children	7,050
Mean number of accompanying child support periods per accompanying child	1.43
Accompanying children per 10,000 population aged 0–17 ^(b)	204

(a) Dates of support and accommodation are not collected for accompanying children. For the purposes of calculating the number of accompanying child support periods with and without a period of accommodation, accompanying children are assumed to have the same periods of support and accommodation as their parent(s) or guardian(s).

(b) 'Per 10,000 population aged 0–17' shows how many children out of every 10,000 aged 17 years and under in the general population accompanied SAAP clients. The rate is estimated by comparing the number of accompanying children aged 17 years and under with the estimated resident population aged 17 years and under at 30 June 2005 (preliminary estimates).

Notes

1. Number excluded due to errors and omissions (weighted): 0.
2. Number of accompanying children in this table relates to children that ever accompanied a client to a SAAP agency in South Australia.
3. Accompanying child support period figures have been weighted to adjust for agency non-participation.
4. Accompanying children figures have been weighted to adjust for agency non-participation and client non-consent.

Sources: SAAP Client Collection; ABS 2006a.

Table 3.3: SAAP support periods: number of support periods active each day, average by month and region, South Australia, 2005–06

Date	Metro, Eastern	Metro, Western	Metro, Northern	Metro, Southern	Country, North	Country, South	Total
July 2005	1,120	140	270	330	340	220	2,420
August 2005	1,180	130	260	330	340	240	2,470
September 2005	1,200	140	270	310	330	250	2,500
October 2005	1,170	120	250	320	360	250	2,470
November 2005	1,160	120	250	340	390	250	2,520
December 2005	1,090	120	260	340	390	240	2,440
January 2006	1,040	110	270	340	400	190	2,340
February 2006	1,110	100	280	350	410	210	2,460
March 2006	1,150	100	280	360	420	220	2,540
April 2006	1,080	100	270	350	410	210	2,420
May 2006	1,040	110	260	350	440	210	2,410
June 2006	1,000	110	280	360	450	220	2,410
Support periods: total number of days	405,690	42,860	96,950	123,960	142,400	82,620	894,470

Notes

1. Number excluded due to errors and omissions (unweighted): 0.
2. Please refer to the counting rules (Appendix 1, Section A1.4 of the national report) for the method used to calculate the monthly average.
3. Figures are unweighted and have not been adjusted for agency non-participation and/or client non-consent.

Source: SAAP Administrative Data and Client Collections.

Table 3.4: SAAP support periods with accommodation: number of accommodation periods active each night, average by month and region, South Australia, 2005–06

Date	Metro, Eastern	Metro, Western	Metro, Northern	Metro, Southern	Country, North	Country, South	Total
July 2005	210	70	130	160	140	80	780
August 2005	200	70	130	160	140	80	780
September 2005	190	70	130	160	130	80	760
October 2005	190	60	130	160	130	80	750
November 2005	180	60	130	160	140	80	740
December 2005	170	60	130	160	140	80	740
January 2006	170	60	130	160	160	70	750
February 2006	160	60	130	170	140	70	730
March 2006	160	60	130	170	150	70	730
April 2006	160	60	120	160	140	60	710
May 2006	160	70	130	160	140	60	710
June 2006	140	70	130	150	130	60	680
Accommodation periods: total number of nights	61,410	22,740	45,330	56,620	49,670	25,090	260,850

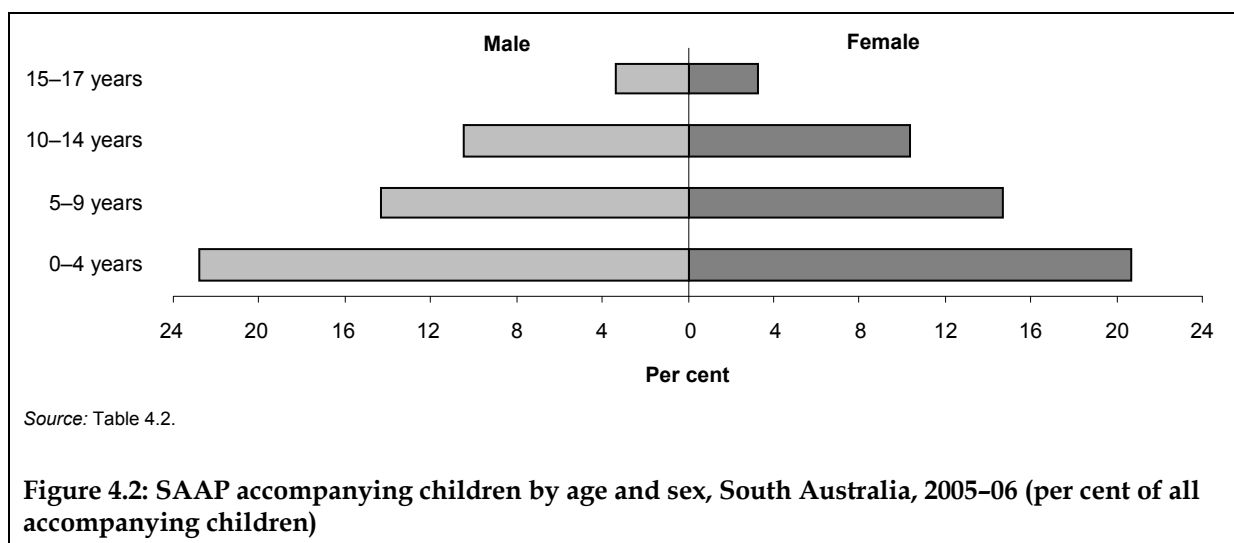
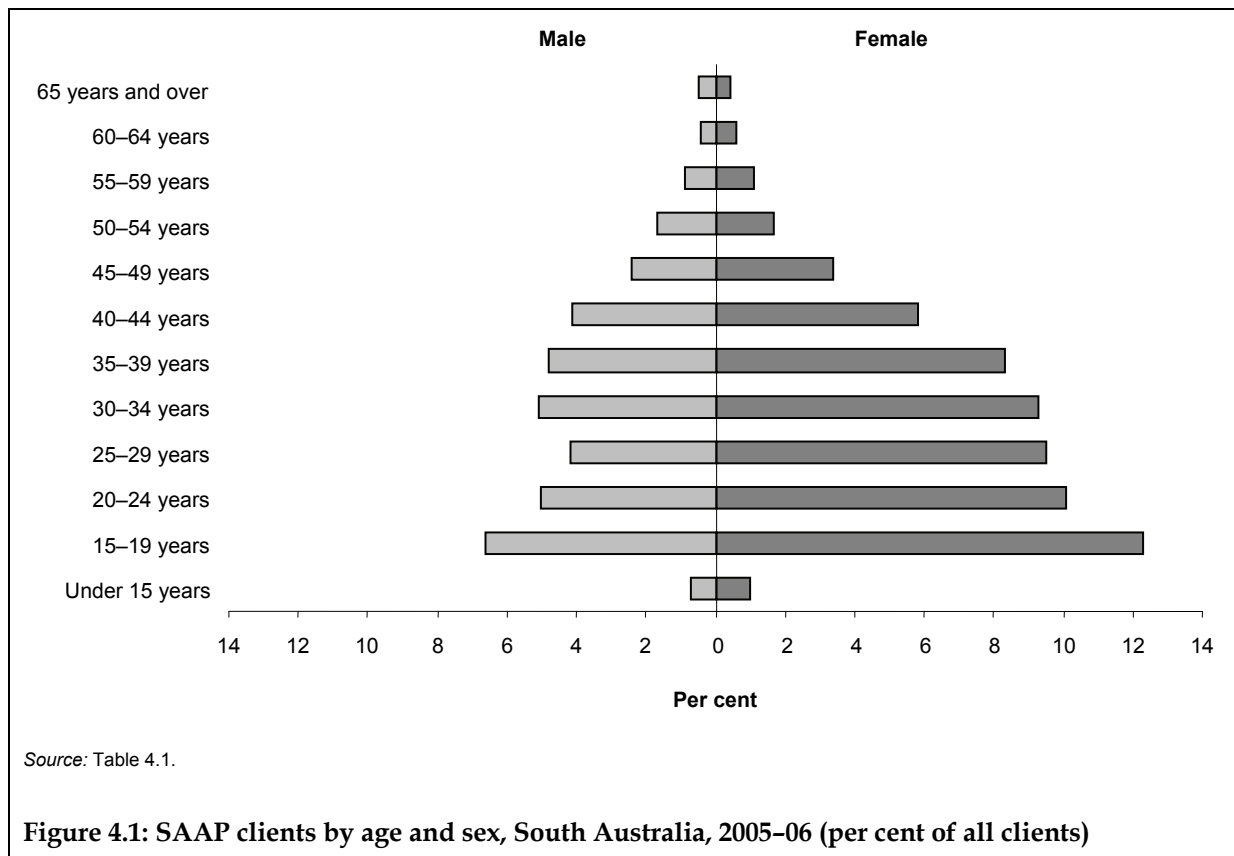
Notes

1. Number excluded due to errors and omissions (unweighted): 167.
2. Please refer to the counting rules (Appendix 1, Section A1.4 of the national report) for the method used to calculate the monthly average.
3. Figures are unweighted and have not been adjusted for agency non-participation and/or client non-consent.

Source: SAAP Administrative Data and Client Collections.

4 Age, sex, country of birth and cultural and linguistic diversity

4.1 Key charts



4.2 Tables

Table 4.1: SAAP clients by age and sex, South Australia, 2005–06

Age	Percentage of all clients		Percentage of sex group		Total	
	Male	Female	Male	Female	%	Number
	%	%	%	%	%	
Under 15 years	0.7	1.0	1.9	1.6	1.7	150
15–19 years	6.6	12.3	18.2	19.4	18.9	1,900
20–24 years	5.0	10.1	13.6	16.0	15.1	1,500
25–29 years	4.2	9.5	11.6	14.9	13.7	1,350
30–34 years	5.1	9.3	14.0	14.7	14.4	1,450
35–39 years	4.8	8.3	13.2	13.1	13.1	1,300
40–44 years	4.1	5.8	11.3	9.2	10.0	1,000
45–49 years	2.4	3.4	6.6	5.3	5.8	600
50–54 years	1.7	1.7	4.6	2.6	3.3	350
55–59 years	0.9	1.1	2.6	1.7	2.0	200
60–64 years	0.4	0.6	1.2	0.9	1.0	100
65 years and over	0.5	0.4	1.3	0.6	0.9	100
<i>Total</i>	36.6	63.4	100.0	100.0	100.0	..
Total (number)	3,650	6,350	3,650	6,350	..	10,000
Mean age (years)	32.1	30.2	..	30.9
Median age (years)	31	29	..	30

Notes

1. Number excluded due to errors and omissions (weighted): 397.
2. Clients aged 0–17 years: 1,300 (500 males, 800 females).
3. Figures have been weighted to adjust for agency non-participation and client non-consent.

Source: SAAP Client Collection.

Table 4.2: SAAP accompanying children by age and sex of child, South Australia, 2005–06

Age	Percentage of all accompanying children		Percentage of sex group		Total	
	Male	Female	Male	Female	%	Number
	%	%	%	%		
0–4 years	22.8	20.7	44.7	42.2	43.5	2,900
5–9 years	14.3	14.7	28.0	29.9	28.9	1,900
10–14 years	10.5	10.4	20.6	21.1	20.9	1,400
15–17 years	3.4	3.3	6.7	6.7	6.7	450
<i>Total</i>	<i>51.0</i>	<i>49.0</i>	<i>100.0</i>	<i>100.0</i>	<i>100.0</i>	<i>..</i>
Total (number)	3,400	3,250	3,400	3,250	..	6,650
Mean age (years)	6.2	6.3	..	6.3
Median age (years)	5	6	..	5

Notes

1. Number excluded due to errors and omissions (weighted): 401.
2. Figures have been weighted to adjust for agency non-participation and client non-consent.

Source: SAAP Client Collection.

Table 4.3: SAAP clients: number of support periods per client, by age and sex of client, South Australia, 2005–06 (per cent)

Number of support periods	Under 15 years	15–19 years	20–24 years	25–44 years	45–64 years	65+ years	Total	
							%	Number
Male clients								
1	98.3	71.3	72.8	74.1	79.3	74.9	74.6	2,750
2	—	13.7	12.4	15.1	13.2	15.1	13.9	500
3	—	6.4	7.3	6.1	4.5	10.0	6.0	200
4	—	2.9	2.8	2.5	1.9	—	2.5	100
5	—	1.4	(^(c))—	1.2	(^(c))—	—	1.2	50
6+	—	4.3	(^(c))—	1.0	(^(c))—	—	1.7	50
<i>Total</i>	<i>100.0</i>	<i>100.0</i>	<i>100.0</i>	<i>100.0</i>	<i>100.0</i>	<i>100.0</i>	<i>100.0</i>	<i>..</i>
Total (row %)	1.9	18.2	13.6	50.1	14.8	1.3	100.0	..
Total (number)	50	650	500	1,850	550	50	..	3,650
Mean number of support periods	1.12	1.84	1.67	1.49	1.38	1.36	..	1.55
Per 10,000 population^(a)	13	126	92	86	28	4	..	54
Female clients								
1	90.7	74.1	69.3	72.9	81.4	91.2	73.9	4,700
2	(^(c))—	13.9	16.8	16.0	13.3	(^(c))—	15.2	950
3	—	5.8	7.3	6.5	2.9	—	6.0	400
4	—	2.3	3.6	2.9	1.5	—	2.7	150
5	—	1.5	1.2	1.0	(^(c))—	—	1.1	50
6+	(^(c))—	2.4	1.8	0.8	(^(c))—	—	1.2	100
<i>Total</i>	<i>100.0</i>	<i>100.0</i>	<i>100.0</i>	<i>100.0</i>	<i>100.0</i>	<i>100.0</i>	<i>100.0</i>	<i>..</i>
Total (row %)	1.6	19.4	16.0	51.8	10.6	0.6	100.0	..
Total (number)	100	1,250	1,000	3,300	650	50	..	6,350
Mean number of support periods	1.33	1.61	1.63	1.52	1.35	1.21	..	1.53
Per 10,000 population^(a)	18	245	200	158	34	3	..	92
All clients								
1	93.8	73.1	70.4	73.3	80.5	82.6	74.1	7,400
2	4.8	13.9	15.3	15.7	13.2	10.7	14.7	1,450
3	(^(c))—	6.0	7.3	6.4	3.6	(^(c))—	6.0	600
4	—	2.5	3.4	2.7	1.7	(^(c))—	2.6	250
5	—	1.5	1.4	1.1	(^(c))—	—	1.1	100.0
6+	(^(c))—	3.1	2.2	0.8	(^(c))—	—	1.4	150
<i>Total</i>	<i>100.0</i>	<i>100.0</i>	<i>100.0</i>	<i>100.0</i>	<i>100.0</i>	<i>100.0</i>	<i>100.0</i>	<i>..</i>
Total (row %)	1.7	18.9	15.1	51.2	12.1	0.9	100.0	..
Total (number)	150	1,900	1,500	5,100	1,200	100	..	10,000
Mean number of support periods	1.24	1.69	1.64	1.51	1.36	1.29	..	1.54
Per 10,000 population^(a)	15	184	145	122	31	4	..	73

(a) 'Per 10,000 population' shows how many people out of every 10,000 in the population of that sex and age group became SAAP clients. The rate is estimated by comparing the number of SAAP clients with the estimated resident population in the designated sex and age group as at 30 June 2005 (preliminary estimates). For the age group under 15 years, only those aged 10–14 are included in the calculations.

Notes

1. Number excluded due to errors and omissions (weighted): 397.
2. To ensure confidentiality some cells in this table have been removed or replaced with '(^(c))—'. While these cases are not presented separately, they are included in the total.
3. Figures have been weighted to adjust for agency non-participation and client non-consent.

Sources: SAAP Client Collection; ABS 2006a.

Table 4.4: SAAP accompanying children: number of accompanying child support periods per accompanying child, by age of child, South Australia, 2005–06 (per cent)

Number of accompanying child support periods	0–4 years	5–9 years	10–14 years	15–17 years	Total	
					%	Number
1	75.8	77.8	81.2	87.0	78.3	5,200
2	16.0	15.1	12.4	9.7	14.6	950
3	4.7	5.4	4.1	2.5	4.6	300
4	2.1	1.0	(^c)—	(^c)—	1.5	100
5	0.9	0.3	(^c)—	(^c)—	0.6	50
6+	0.6	0.3	0.4	—	0.4	50
<i>Total</i>	<i>100.0</i>	<i>100.0</i>	<i>100.0</i>	<i>100.0</i>	<i>100.0</i>	<i>..</i>
Total (row %)	43.5	28.9	20.9	6.7	100.0	..
Total (number)	2,900	1,900	1,400	450	..	6,650
Mean number of accompanying child support periods	1.50	1.43	1.39	1.28	..	1.44
Per 10,000 population of applicable age group^(a)	330	203	137	74	..	204

(a) 'Per 10,000 population of applicable age group' shows how many children out of every 10,000 children in the relevant age group in the general population accompanied SAAP clients. The rate is estimated by comparing the number of SAAP accompanying children with the estimated resident population in the designated age group as at 30 June 2005 (preliminary estimates).

Notes

1. Number excluded due to errors and omissions (weighted): 387.
2. To ensure confidentiality some cells in this table have been replaced with '(^c)—'. While these cases are not presented separately, they are included in the total.
3. Figures have been weighted to adjust for agency non-participation and client non-consent.

Sources: SAAP Client Collection; ABS 2006a.

Table 4.5: SAAP clients: country of birth by sex, South Australia, 2005–06 (per cent)

Country of birth	Male	Female	Total		South Australian population 10+ ^(a)	
			%	Number	%	Number
Australia (including external territories)	89.9	88.9	89.3	9,050	76.1	1,005,550
Oceania and Antarctica (excluding Australia)	1.4	1.3	1.4	150	1.0	13,400
United Kingdom and Ireland	2.5	1.7	2.0	200	10.4	136,700
Western and Northern Europe	0.4	0.3	0.4	50	2.2	28,700
Southern and Eastern Europe	1.6	1.7	1.7	150	5.6	74,350
North Africa and the Middle East	1.3	1.4	1.3	150	0.5	7,000
South-East Asia	1.3	2.5	2.0	200	2.1	27,350
North-East Asia	0.2	0.3	0.3	50	0.6	7,950
Southern and Central Asia	0.3	0.3	0.3	50	0.5	6,800
Northern America	(*)—	(*)—	0.2	<25	0.4	4,700
South and Central America and Caribbean	(*)—	(*)—	0.3	50	0.2	2,850
Sub-Saharan Africa	0.9	0.9	0.9	100	0.4	5,100
Total	100.0	100.0	100.0	..	100.0	..
Total (row %)	35.8	64.2	100.0
Total (number)	3,650	6,500	..	10,150	..	1,320,550

(a) 'South Australian population 10+' refers to the estimated resident population aged 10 years and over at 30 June 2001.

Notes

1. Number excluded due to errors and omissions (weighted): 267.
2. To ensure confidentiality some cells in this table have been replaced with '(*)—'. While these cases are not presented separately, they are included in the total.
3. Figures have been weighted to adjust for agency non-participation and client non-consent.

Sources: SAAP Client Collection; ABS unpublished data.

Table 4.6: SAAP accompanying children: country of birth of children, South Australia, 2005–06

Country of birth	%	Number
Australia (including external territories)	95.5	6,450
Oceania and Antarctica (excluding Australia)	0.4	50
Europe	0.6	50
Asia	0.7	50
Other	2.8	200
Total	100.0	6,750

Notes

1. Number excluded due to errors and omissions (weighted): 303.
2. Figures have been weighted to adjust for agency non-participation and client non-consent.

Source: SAAP Client Collection.

Table 4.7: SAAP clients and support periods per client, by cultural and linguistic diversity and sex of client, South Australia, 2005–06

Cultural and linguistic diversity	Male	Female	Total		South Australian population 10+ ^(a)	
	%	%	%	Number	%	Number
Clients						
Aboriginal and Torres Strait Islander peoples	13.3	21.6	18.6	1,850	1.4	18,900
Other Australian-born people	76.1	67.2	70.4	7,050	74.7	986,650
People born overseas, English proficiency group 1	3.5	3.1	3.2	300	11.8	156,250
People born overseas, English proficiency groups 2–4	7.0	8.1	7.7	800	12.0	158,700
<i>Total</i>	<i>100.0</i>	<i>100.0</i>	<i>100.0</i>	<i>..</i>	<i>100.0</i>	<i>..</i>
Total (row %)	36.0	64.0	100.0
Total (number)	3,600	6,400	..	10,050	..	1,320,550
Support periods						
	Mean number per client			Total number		
Aboriginal and Torres Strait Islander peoples	1.47	1.70	1.64	3,050
Other Australian-born people	1.58	1.49	1.53	10,750
People born overseas, English proficiency group 1	1.53	1.47	1.49	450
People born overseas, English proficiency groups 2–4	1.37	1.29	1.32	1,000
<i>Total</i>	<i>1.55</i>	<i>1.52</i>	<i>1.53</i>	<i>..</i>	<i>..</i>	<i>..</i>
Total support periods (row %)	36.4	63.6	100.0
Total support periods (number)	5,550	9,700	..	15,250

(a) 'South Australian population 10+' refers to the estimated resident population aged 10 years and over at 30 June 2001. The figures for Aboriginal and Torres Strait Islander peoples are from experimental estimates based on the 2001 Census produced by the ABS. The number of 'Other Australian-born people' is derived from the Australian-born population minus the number of Aboriginal and Torres Strait Islander peoples.

Notes

1. Number excluded due to errors and omissions (weighted): 371 clients; 558 support periods.
2. For derivation of cultural and linguistic diversity, see the counting rules (Appendix 1, Section A1.4 of the national report). English proficiency groups are based on country of birth—see Glossary.
3. Figures have been weighted to adjust for agency non-participation and client non-consent.

Sources: SAAP Client Collection; ABS 2004; ABS unpublished data.

Table 4.8: SAAP accompanying children: cultural and linguistic diversity of accompanying children, South Australia, 2005–06

Cultural and linguistic diversity	%	Number
Aboriginal and Torres Strait Islander children	25.8	1,550
Other Australian-born children	69.3	4,150
Children born overseas, English proficiency group 1	0.6	50
Children born overseas, English proficiency groups 2–4	4.4	250
Total	100.0	5,950

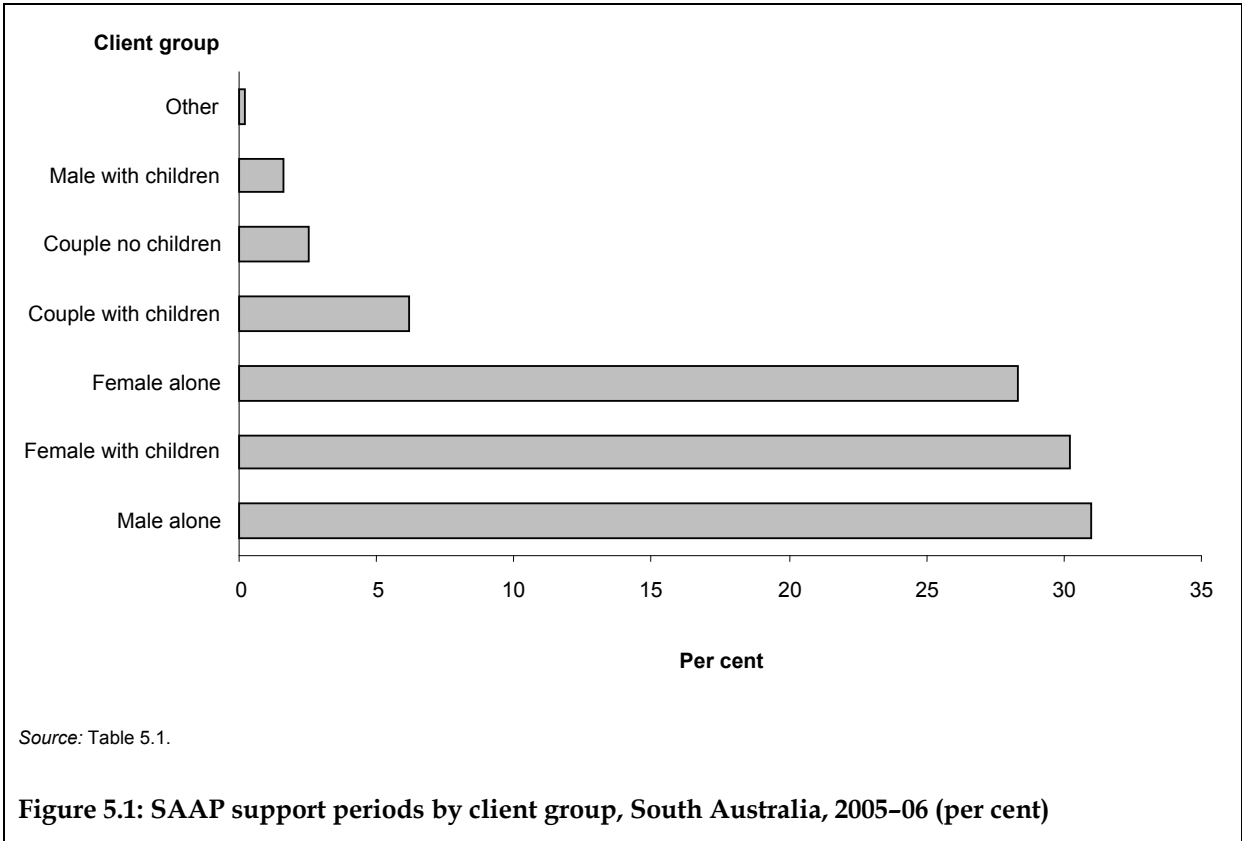
Notes

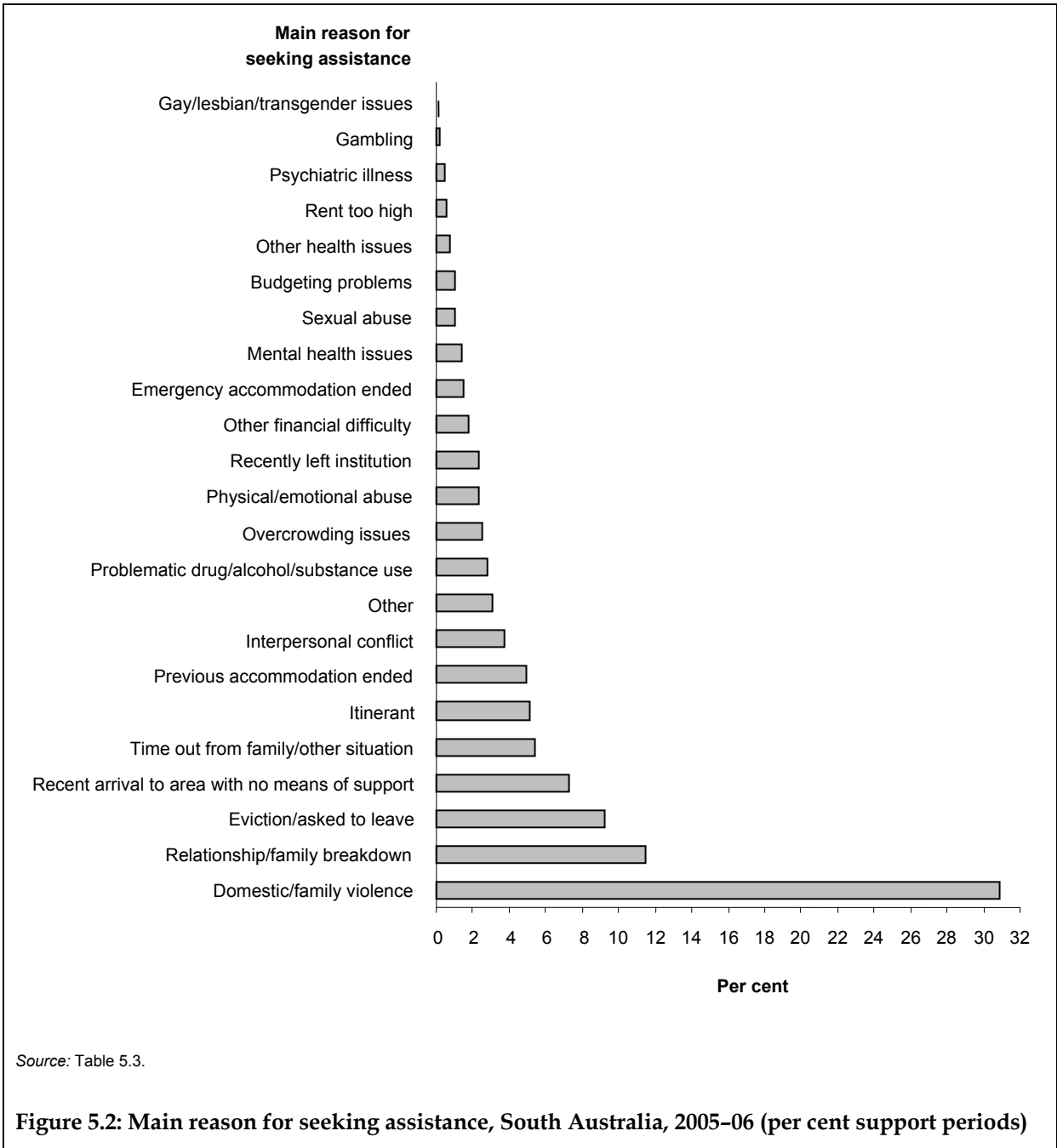
1. Number excluded due to errors and omissions (weighted): 1,078.
2. For derivation of cultural and linguistic diversity, see the counting rules (Appendix 1, Section A1.4 of the national report). English proficiency groups are based on country of birth—see Glossary.
3. Figures have been weighted to adjust for agency non-participation and client non-consent.

Source: SAAP Client Collection.

5 Client groups and reasons for seeking assistance

5.1 Key charts





5.2 Tables

Table 5.1: SAAP support periods: region by client group, South Australia, 2005–06 (per cent)

Region	Male alone	Female alone	Couple no children	Couple with children	Male with children	Female with children	Other	Total		
								Total	%	Number
Metropolitan, Eastern	38.9	27.0	1.2	5.8	1.4	25.5	0.2	100.0	59.4	8,850
Metropolitan, Western	22.4	30.9	2.0	7.2	1.1	36.3	—	100.0	3.0	450
Metropolitan, Northern	13.5	26.8	(^(*))—	7.7	2.4	47.2	(^(*))—	100.0	7.6	1,150
Metropolitan, Southern	25.5	23.6	(^(*))—	7.8	2.1	37.1	(^(*))—	100.0	8.8	1,300
Country, North	16.8	38.4	7.3	6.3	0.9	30.2	0.2	100.0	13.9	2,050
Country, South	23.0	25.5	2.8	5.8	2.7	40.1	—	100.0	7.3	1,100
Total (%)	31.0	28.3	2.5	6.2	1.6	30.2	0.2	100.0	100.0	..
Total (number)	4,600	4,200	350	950	250	4,500	50	14,900

Notes

1. Number excluded due to errors and omissions (unweighted): 362.
2. To ensure confidentiality some cells in this table have been replaced with '(^(*))—'. While these cases are not presented separately, they are included in the total.
3. Figures are unweighted and have not been adjusted for agency non-participation and/or client non-consent.

Source: SAAP Administrative Data and Client Collections.

Table 5.2: SAAP support periods: client group by primary target group of agency, South Australia, 2005–06 (per cent)

Client group	Young people	Single men only	Single women only	Families	Women escaping DV	Cross-target/multiple/general	Total	
							%	Number
Male alone, under 25	36.4	15.8	—	0.5	—	8.8	12.2	1,850
Male alone, 25+	(^(*))—	82.1	—	0.8	0.4	49.8	18.7	2,850
Female alone, under 25	41.1	0.2	9.9	0.5	7.1	5.5	13.3	2,050
Female alone, 25+	0.2	1.0	81.0	2.3	28.7	13.0	14.5	2,250
Couple no children	2.9	—	—	2.2	2.0	6.3	2.5	400
Couple with children	2.1	0.3	—	34.7	1.3	5.3	6.1	950
Male with children	0.2	0.2	—	9.5	0.2	2.5	1.7	250
Female with children	16.9	0.3	8.9	48.6	60.2	8.8	30.8	4,700
Other	(^(*))—	—	—	0.8	0.1	—	0.2	50
<i>Total</i>	<i>100.0</i>	<i>100.0</i>	<i>100.0</i>	<i>100.0</i>	<i>100.0</i>	<i>100.0</i>	<i>100.0</i>	<i>..</i>
Total (row %)	23.8	13.8	3.9	12.7	31.5	14.3	100.0	..
Total (number)	3,650	2,100	600	1,950	4,850	2,200	..	15,300

Notes

1. Number excluded due to errors and omissions (weighted): 508.
2. To ensure confidentiality some cells in this table have been removed or replaced with '(^(*))—'. While these cases are not presented separately, they are included in the total.
3. Figures have been weighted to adjust for agency non-participation and client non-consent.

Sources: SAAP Client and Administrative Data Collections.

Table 5.3: SAAP support periods: main reason for seeking assistance by client group, South Australia, 2005–06 (per cent)

Main reason for seeking assistance	Male alone under 25	Male alone 25+	Female alone under 25	Female alone 25+	Couple no children	Couple with children	Male with children	Female with children	Other	Total
Interpersonal relationships	41.7	^(*) —	68.6	69.7	^(*) —	22.7	^(*) —	74.7	33.3	54.9
Time out from family/other situation	9.5	4.3	10.5	3.0	10.7	5.6	4.1	3.1	—	5.4
Relationship/family breakdown	22.7	8.5	26.2	4.7	9.9	3.9	18.6	7.2	—	11.5
Interpersonal conflict	5.2	5.7	5.3	2.1	1.3	3.7	3.4	2.3	—	3.7
Sexual abuse	0.7	^(*) —	3.9	0.9	^(*) —	—	—	0.8	—	1.0
Domestic/family violence	2.6	1.1	19.6	54.9	26.5	8.3	8.4	58.6	—	30.9
Physical/emotional abuse	1.1	0.9	3.1	4.2	^(*) —	1.2	^(*) —	2.9	—	2.3
Financial	^(*) —	6.7	1.4	2.6	^(*) —	^(*) —	2.6	2.4	—	3.5
Gambling	^(*) —	0.9	^(*) —	—	^(*) —	^(*) —	—	0.1	—	0.2
Budgeting problems	0.6	2.1	0.3	0.8	1.8	1.8	—	0.7	—	1.0
Rent too high	1.0	0.8	^(*) —	0.4	—	1.2	—	0.4	—	0.6
Other financial difficulty	2.7	3.0	0.9	1.3	2.2	1.9	—	1.3	—	1.8
Accommodation	27.1	19.1	14.6	^(*) —	19.7	46.4	^(*) —	14.0	46.3	18.2
Overcrowding issues	1.7	0.6	2.2	0.8	5.1	9.9	5.9	3.2	—	2.5
Eviction/asked to leave	13.3	11.0	5.8	5.0	9.4	25.8	15.2	6.4	41.0	9.2
Emergency accommodation ended	3.6	1.6	2.2	^(*) —	—	1.3	^(*) —	1.0	—	1.5
Previous accommodation ended	8.4	5.9	4.3	1.9	5.1	9.4	10.8	3.5	—	4.9
Health	4.3	17.4	2.6	5.6	3.4	^(*) —	2.0	1.1	—	5.4
Mental health issues	1.7	4.0	0.7	1.9	1.1	^(*) —	^(*) —	0.2	—	1.4
Problematic drug/alcohol/substance use	1.8	10.0	1.1	2.3	1.6	0.6	—	0.6	—	2.8
Psychiatric illness	0.3	1.7	0.2	0.8	—	—	^(*) —	0.1	—	0.5
Other health issues	0.5	1.7	0.5	0.6	^(*) —	1.2	^(*) —	0.2	—	0.7
Other reasons	^(*) —	^(*) —	12.8	^(*) —	^(*) —	23.8	26.9	7.7	20.4	17.9
Gay/lesbian/transgender issues	^(*) —	^(*) —	0.3	^(*) —	—	—	—	—	—	0.1
Recently left institution	3.4	4.0	1.6	4.3	^(*) —	0.4	2.0	0.7	—	2.3
Recent arrival to area with no means of support	9.0	21.2	2.2	3.2	11.3	11.2	6.0	1.8	—	7.3
Itinerant	8.4	6.6	5.8	2.4	8.1	9.0	10.5	2.8	—	5.1
Other	1.7	4.3	3.0	3.8	2.4	3.2	8.4	2.4	—	3.1
Total	100.0	100.0	100.0	100.0	100.0	100.0	100.0	100.0	100.0	100.0
Total (row %)	12.1	18.2	13.4	14.7	2.5	6.0	1.7	31.3	0.2	100.0
Total (number)	1,800	2,650	1,950	2,150	350	900	250	4,600	<25	14,650

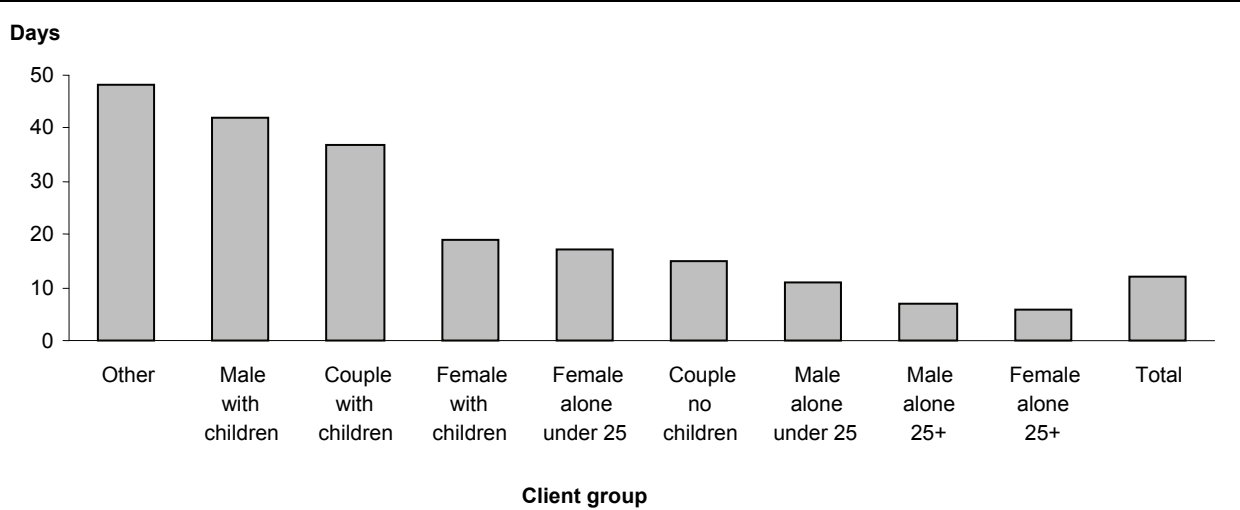
Notes

1. Number excluded due to errors and omissions (weighted): 1,171.
2. To ensure confidentiality some cells in this table have been removed or replaced with ^(*)—. While these cases are not presented separately, they are included in the total.
3. Figures have been weighted to adjust for agency non-participation and client non-consent.

Source: SAAP Client Collection.

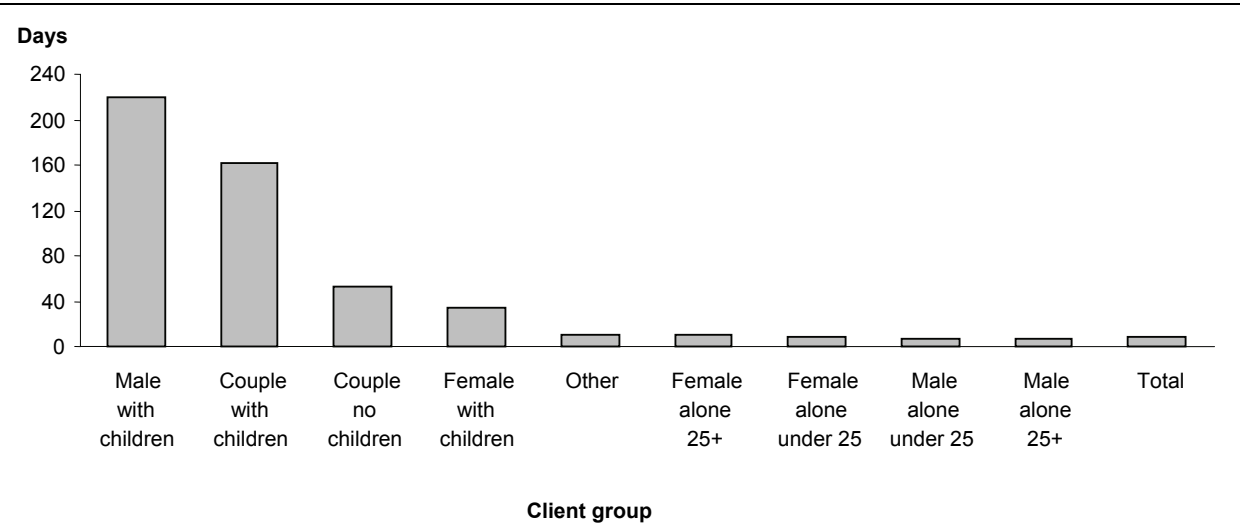
6 Support provided

6.1 Key charts



Source: Table 6.1.

Figure 6.1: Median length of support, by client group, South Australia, 2005-06 (days)



Source: Table 6.2.

Figure 6.2: Median length of accommodation for clients who were accommodated for at least 1 day, by client group, South Australia, 2005-06 (days)

6.2 Tables

Table 6.1: SAAP closed support periods: length of support by client group, South Australia, 2005–06 (per cent)

Length of support	Male alone	Male alone	Female alone	Female alone	Couple no	Couple with	Male with	Female with	Other	Total	
	under 25	25+	under 25	25+	children	children	children	children		%	Number
1 week or less	44.0	53.3	39.3	53.4	39.8	23.9	19.6	40.6	23.6	43.8	5,750
Less than 1 day	4.6	4.8	11.8	21.1	19.7	12.3	11.0	17.3	—	12.9	1,700
1 day	11.9	16.3	10.2	10.4	6.5	3.4	3.3	8.0	—	10.3	1,350
2 days	6.0	8.4	4.5	5.7	3.3	1.1	2.7	3.8	—	5.1	650
3 days	7.2	7.1	2.9	5.6	(¹)—	2.5	(¹)—	3.4	—	4.7	600
4 days	3.4	4.9	2.2	4.3	3.2	1.4	—	2.3	—	3.2	400
5 days	3.1	4.1	2.4	2.1	(¹)—	0.5	—	1.5	—	2.3	300
6 days	3.7	3.7	1.9	1.6	1.3	0.5	—	2.0	—	2.3	300
7 days	4.0	4.0	3.5	2.6	(¹)—	2.3	(¹)—	2.2	—	3.0	400
>1 week–1 month	22.0	25.5	17.0	15.4	22.0	17.2	15.7	15.8	5.6	18.7	2,450
>1–2 weeks	12.0	16.0	8.9	7.3	9.5	8.3	4.5	6.7	—	9.6	1,250
>2–3 weeks	5.9	5.4	4.7	4.6	3.8	3.5	5.6	4.7	—	4.9	650
>3–4 weeks	4.1	4.1	3.4	3.5	8.7	5.4	5.6	4.4	—	4.2	550
>1 month–3 months	16.4	8.7	21.9	15.9	(¹)—	37.9	37.1	24.1	49.1	19.6	2,550
>4–5 weeks	3.5	1.7	5.1	5.0	(¹)—	7.7	6.2	5.2	(¹)—	4.4	600
>5–9 weeks	7.8	4.2	9.9	7.7	12.1	18.3	20.2	11.9	27.0	9.6	1,250
>9–13 weeks	5.1	2.7	6.9	3.2	3.4	11.9	10.7	7.0	(¹)—	5.6	750
>3 months–6 months	8.5	5.3	9.1	8.0	(¹)—	11.3	(¹)—	9.2	21.8	8.4	1,100
>13–16 weeks	2.5	1.9	2.8	2.3	2.0	5.1	5.6	3.4	—	2.9	400
>16–19 weeks	1.8	1.1	2.4	1.6	2.7	3.1	2.3	1.8	—	1.8	250
>19–22 weeks	1.8	1.1	2.0	2.2	(¹)—	1.7	5.1	2.1	(¹)—	1.9	250
>22–26 weeks	2.3	1.3	1.8	1.9	2.0	1.4	(¹)—	1.9	(¹)—	1.8	250
>6 months	9.1	7.1	12.8	7.3	11.3	9.7	(¹)—	10.4	—	9.5	1,250
>26–39 weeks	3.1	2.8	5.2	2.7	1.7	2.2	5.6	4.1	—	3.5	450
>39–52 weeks	2.0	1.7	2.1	1.2	5.2	2.4	3.4	1.9	—	1.9	250
>52 weeks	3.9	2.7	5.4	3.4	4.4	5.1	5.1	4.4	—	4.0	550
<i>Total</i>	<i>100.0</i>	<i>100.0</i>	<i>100.0</i>	<i>100.0</i>	<i>100.0</i>	<i>100.0</i>	<i>100.0</i>	<i>100.0</i>	<i>100.0</i>	<i>100.0</i>	<i>..</i>
Total (row %)	11.8	19.4	12.5	15.3	2.3	6.1	1.6	30.9	0.2	100.0	..
Total (number)	1,550	2,550	1,650	2,000	300	800	200	4,050	<25	..	13,100
Mean length (days)	77	46	80	55	76	75	90	70	61	..	66
Median length (days)	11	7	17	6	15	37	42	19	48	..	12

Notes

1. Number excluded due to errors and omissions (weighted): 370.
2. To ensure confidentiality some cells in this table have been removed or replaced with '(¹)—'. While these cases are not presented separately, they are included in the total.
3. Figures have been weighted to adjust for agency non-participation and client non-consent.

Source: SAAP Client Collection.

Table 6.2: SAAP closed support periods in which clients were accommodated: total length of accommodation by client group, South Australia, 2005–06 (per cent)

Length of accommodation	Male alone under 25	Male alone 25+	Female alone under 25	Female alone 25+	Couple no children	Couple with children	Male with children	Female with children	Other	Total	
										%	Number
1 week or less	56.1	55.9	47.1	43.7	16.8	4.4	—	24.6	48.3	45.9	2,300
1 day	17.9	18.2	17.9	8.5	9.1	—	—	4.8	—	13.9	700
2–3 days	17.9	18.1	12.2	17.0	—	(¹)—	—	8.9	—	14.9	750
4–5 days	9.2	11.1	8.5	10.0	(¹)—	—	—	4.5	—	8.7	450
6–7 days	11.2	8.6	8.6	8.1	(¹)—	(¹)—	—	6.3	—	8.4	400
>1 week–1 month	26.7	31.5	24.6	26.1	17.9	18.6	9.0	22.6	51.7	27.0	1,350
>1–2 weeks	17.1	20.6	14.1	14.8	12.9	13.3	—	11.1	—	16.5	800
>2–3 weeks	5.9	6.3	6.5	6.5	(¹)—	(¹)—	—	7.6	—	6.3	300
>3–4 weeks	3.7	4.6	3.9	4.8	(¹)—	(¹)—	—	4.0	—	4.2	200
>1 month–3 months	7.2	6.2	12.4	18.9	26.6	5.3	4.6	21.2	—	11.6	600
>4–5 weeks	1.1	1.5	1.7	5.0	(¹)—	(¹)—	—	3.9	—	2.4	100
>5–9 weeks	3.6	3.1	5.7	9.5	(¹)—	(¹)—	—	9.8	—	5.6	300
>9–13 weeks	2.5	1.7	5.0	4.3	8.4	—	—	7.6	—	3.7	200
>3 months–6 months	3.9	3.1	4.7	6.3	16.8	25.4	18.2	13.4	—	6.4	300
>13–16 weeks	1.0	1.4	1.3	2.2	(¹)—	6.4	(¹)—	4.2	—	2.1	100
>16–19 weeks	1.3	0.6	1.7	2.0	6.9	7.3	—	2.5	—	1.6	100
>19–22 weeks	0.6	0.4	1.1	1.0	(¹)—	6.4	(¹)—	3.1	—	1.3	50
>22–26 weeks	1.0	0.7	0.7	1.1	4.9	5.3	—	3.5	—	1.4	50
>6 months	6.1	3.3	11.1	5.1	21.9	46.3	68.2	18.2	—	9.1	450
>26–39 weeks	1.6	1.9	4.6	3.2	6.5	20.1	31.8	9.6	—	4.3	200
>39–52 weeks	1.7	0.5	2.0	0.8	6.9	10.5	18.4	3.4	—	1.9	100
>52 weeks	2.8	0.9	4.6	1.1	8.5	15.7	18.0	5.2	—	3.0	150
<i>Total</i>	<i>100.0</i>	<i>100.0</i>	<i>100.0</i>	<i>100.0</i>	<i>100.0</i>	<i>100.0</i>	<i>100.0</i>	<i>100.0</i>	<i>100.0</i>	<i>100.0</i>	<i>..</i>
Total (row %)	18.2	35.6	12.1	12.6	1.6	2.2	0.5	17.1	<0.1	100.0	..
Total (number)	900	1,800	600	650	100	100	50	850	<25	..	5,000
Mean length (days)	39	24	62	38	143	189	245	90	8	..	51
Median length (days)	6	6	9	10	52	161	220	34	11	..	9
Accommodation starting and ending on the same date (number)	<25	<25	50	<25	<25	—	—	<25	—	..	100
Total accommodation	950	1,800	650	650	100	100	50	900	<25	..	5,100

Notes

1. Number excluded due to errors and omissions (weighted): 244.
2. To ensure confidentiality some cells in this table have been removed or replaced with '(¹)—'. While these cases are not presented separately, they are included in the total.
3. Clients were able to be accommodated on more than one occasion in a support period.
4. Figures have been weighted to adjust for agency non-participation and client non-consent.

Source: SAAP Client Collection.

Table 6.3: SAAP support periods: services provided to clients, by client group, South Australia, 2005–06 (per cent)

Type of service	Male alone under 25	Male alone 25+	Female alone under 25	Female alone 25+	Couple no children	Couple with children	Male with children	Female with children	Other	Total
Housing/accommodation	68.6	77.4	52.5	44.8	50.3	59.2	59.2	47.2	39.1	56.7
SAAP/CAP accommodation	57.9	69.2	39.4	33.0	29.3	18.2	18.4	27.5	—	40.6
Assistance to obtain/maintain short-term accommodation	14.8	4.8	15.4	7.9	14.1	27.6	27.3	13.0	—	12.5
Assistance to obtain/maintain medium-term accommodation	10.4	2.7	11.0	5.6	12.8	7.8	9.1	7.4	—	7.3
Assistance to obtain/maintain independent housing	16.6	7.3	17.2	13.7	18.9	41.5	42.5	26.5	—	19.7
Financial/employment	32.9	22.2	32.6	35.0	31.8	19.5	23.7	26.4	16.4	28.1
Assistance to obtain/maintain government allowance	12.4	6.4	14.5	15.9	9.6	3.7	7.1	10.2	—	10.7
Employment/training assistance	9.4	1.0	9.4	8.7	1.8	2.0	1.8	1.7	—	4.6
Financial assistance/material aid	26.3	14.8	25.5	27.8	21.2	14.5	16.5	20.6	—	21.5
Financial counselling and support	10.3	6.5	11.3	6.7	9.1	7.7	13.6	9.1	—	8.7
Personal support	43.6	55.0	62.0	82.6	54.9	50.3	52.3	79.2	56.9	65.7
Incest/sexual assault	3.5	0.6	8.6	1.4	1.2	0.9	—	3.3	—	3.0
Domestic/family violence	3.2	1.1	18.2	48.1	19.0	7.8	6.7	57.5	—	28.9
Family/relationship	12.2	6.0	21.1	15.2	13.2	11.7	16.0	20.4	—	15.3
Emotional	41.3	54.2	54.0	64.4	38.1	44.7	48.5	62.3	—	55.5
Assistance with problem gambling	0.2	1.2	(^(c))—	0.5	—	(^(c))—	1.4	0.2	—	0.4
General support/advocacy	77.6	61.0	84.4	88.7	83.3	85.7	86.1	91.6	90.6	82.2
Living skills/personal development	22.1	20.8	28.7	13.6	19.2	6.6	8.6	9.7	—	16.4
Assistance with legal issues/court support	4.8	2.8	7.9	15.1	20.1	6.9	6.9	13.0	—	9.4
Advice/information	72.9	59.6	76.3	78.5	61.4	77.3	83.6	85.5	—	75.8
Retrieval/storage/removal of personal belongings	23.5	43.6	15.8	18.0	11.4	5.0	6.8	6.2	—	18.3
Advocacy/liaison on behalf of client	36.8	25.9	48.3	52.0	48.8	67.0	69.3	59.5	—	48.3
Specialist services	19.0	27.1	29.2	42.8	24.8	12.5	15.4	37.7	11.5	30.8
Psychological services	5.0	2.2	9.0	5.1	(^(c))—	1.5	(^(c))—	6.5	—	5.2
Specialist counselling	2.4	15.9	8.4	22.1	10.9	2.4	5.2	20.7	—	14.5
Psychiatric services	0.7	1.3	1.5	1.4	(^(c))—	0.4	(^(c))—	0.4	—	0.9
Pregnancy support	—	—	3.3	0.5	2.3	2.4	—	2.8	—	1.6
Family planning support	2.4	(^(c))—	2.3	0.5	1.6	1.0	(^(c))—	3.4	—	1.8
Drug/alcohol support or intervention	3.4	6.9	4.1	5.8	1.7	1.8	4.3	2.1	—	4.0
Physical disability services	(^(c))—	0.2	(^(c))—	0.2	(^(c))—	(^(c))—	—	(^(c))—	—	0.2
Intellectual disability services	(^(c))—	0.3	(^(c))—	0.2	(^(c))—	—	(^(c))—	0.1	—	0.2
Culturally specific support	5.0	1.1	6.4	5.6	2.5	4.4	3.4	9.0	—	5.7
Interpreter services	1.0	—	1.1	0.6	—	—	—	0.6	—	0.6
Assistance with immigration issues	—	—	0.6	0.7	—	(^(c))—	—	0.3	—	0.3
Health/medical services	6.2	21.0	10.1	16.2	18.8	4.8	4.8	6.8	—	11.3
Basic support	51.5	57.4	44.8	42.2	37.7	17.1	17.8	27.8	21.0	39.9
Meals	41.4	48.5	29.9	28.7	24.1	8.1	7.3	12.9	—	27.4
Laundry/shower facilities	41.2	52.3	29.9	29.6	22.4	5.2	4.1	14.8	—	28.5
Recreation	19.4	2.3	17.9	17.7	(^(c))—	1.4	(^(c))—	6.1	—	9.8
Transport	26.4	8.8	27.6	22.3	17.2	10.3	7.8	17.4	—	18.4
Other	7.5	3.6	10.1	7.2	6.8	3.6	6.4	6.9	—	6.6
No services provided directly	3.0	0.8	3.9	0.7	1.9	3.5	3.9	1.5	—	1.9
Total (number)	1,850	2,750	2,000	2,200	350	950	250	4,650	50	15,000

Notes

1. Number excluded due to errors and omissions (weighted): 828 (including support periods with no information on service requirements or provision).
2. To ensure confidentiality some cells in this table have been removed or replaced with '(^(c))—'. While these cases are not presented separately, they are included in the total.
3. Clients were able to receive multiple services, so percentages do not total 100.
4. Figures have been weighted to adjust for agency non-participation and client non-consent.

Source: SAAP Client Collection.

Table 6.4: SAAP accompanying child support periods: services provided to accompanying children, by client group, South Australia, 2005–06 (per cent)

Type of service	Couple with children	Male with children	Female with children	Other with children	Total	
					%	Number
Accommodation	38.4	38.5	38.6	—	38.7	2,350
SAAP/CAP accommodation	38.4	38.5	38.6	—	38.7	2,350
School liaison/child care	9.0	13.1	12.9	37.5	12.6	800
School liaison	6.8	9.2	4.0	—	4.3	250
Child care	3.5	3.8	9.6	—	9.1	550
Personal support	5.2	6.9	13.4	37.5	12.7	800
Help with behavioural problems	3.3	6.2	6.6	—	6.3	400
Sexual/physical abuse support	(*)—	—	(*)—	—	2.3	150
Skills education	(*)—	(*)—	4.6	—	4.4	250
Structured play/skill development	2.1	—	7.3	—	6.8	400
General support/advocacy	52.8	68.5	64.6	62.5	63.9	3,900
Access arrangements	2.6	4.6	2.5	—	2.6	150
Advice/information	44.1	56.2	57.9	62.5	56.9	3,500
Advocacy	32.1	44.6	30.8	—	31.2	1,900
Specialist services	7.1	0.8	15.8	12.5	14.9	900
Specialist counselling	(*)—	(*)—	8.9	—	8.2	500
Culturally specific services	2.4	—	4.8	—	4.5	300
Health/medical services	4.0	—	5.0	12.5	4.8	300
Basic support	26.2	23.1	32.3	62.5	31.7	1,950
Meals	14.9	12.3	19.7	—	19.2	1,200
Showers/hygiene	(*)—	(*)—	19.7	—	18.5	1,150
Recreation	4.0	3.8	11.4	—	10.7	650
Transport	14.6	10.0	16.0	—	15.8	950
Other	8.7	12.3	11.8	—	11.6	700
No services provided directly by agency	12.3	10.0	6.7	—	7.1	450
Total accompanying child support periods (row %)	7.2	2.2	90.5	0.1	100.0	..
Total accompanying child support periods (number)	450	150	5,550	<25	..	6,150

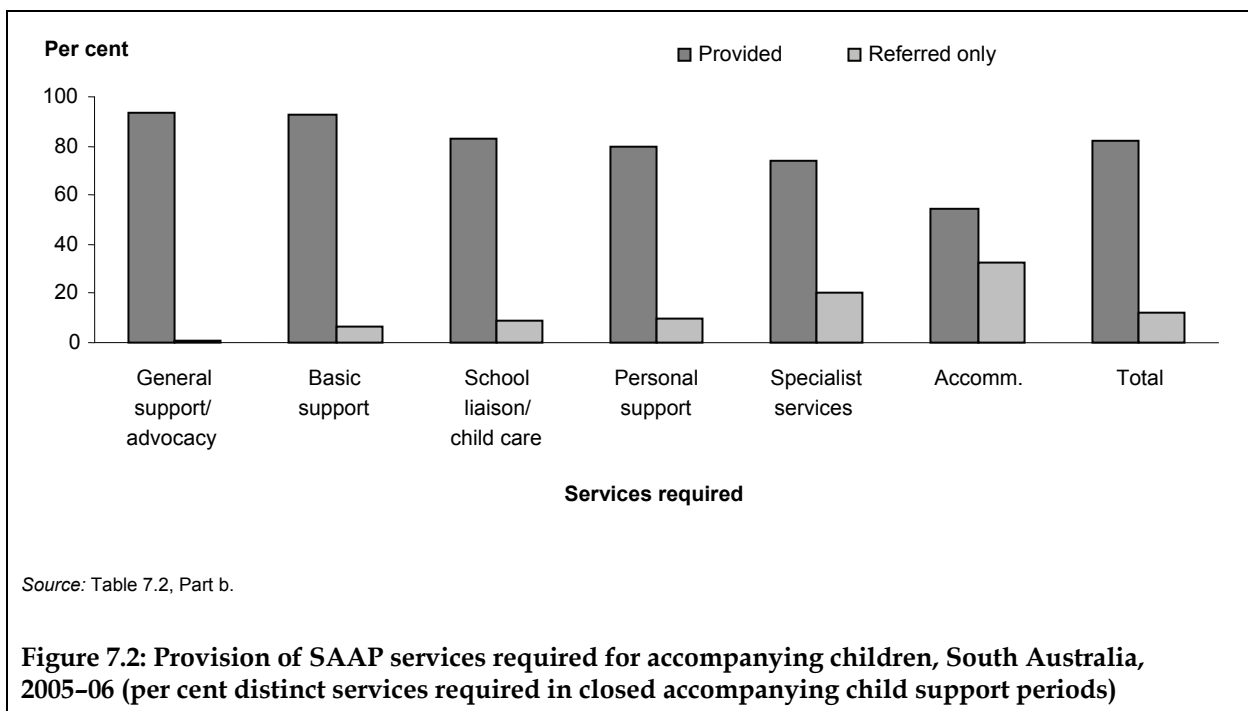
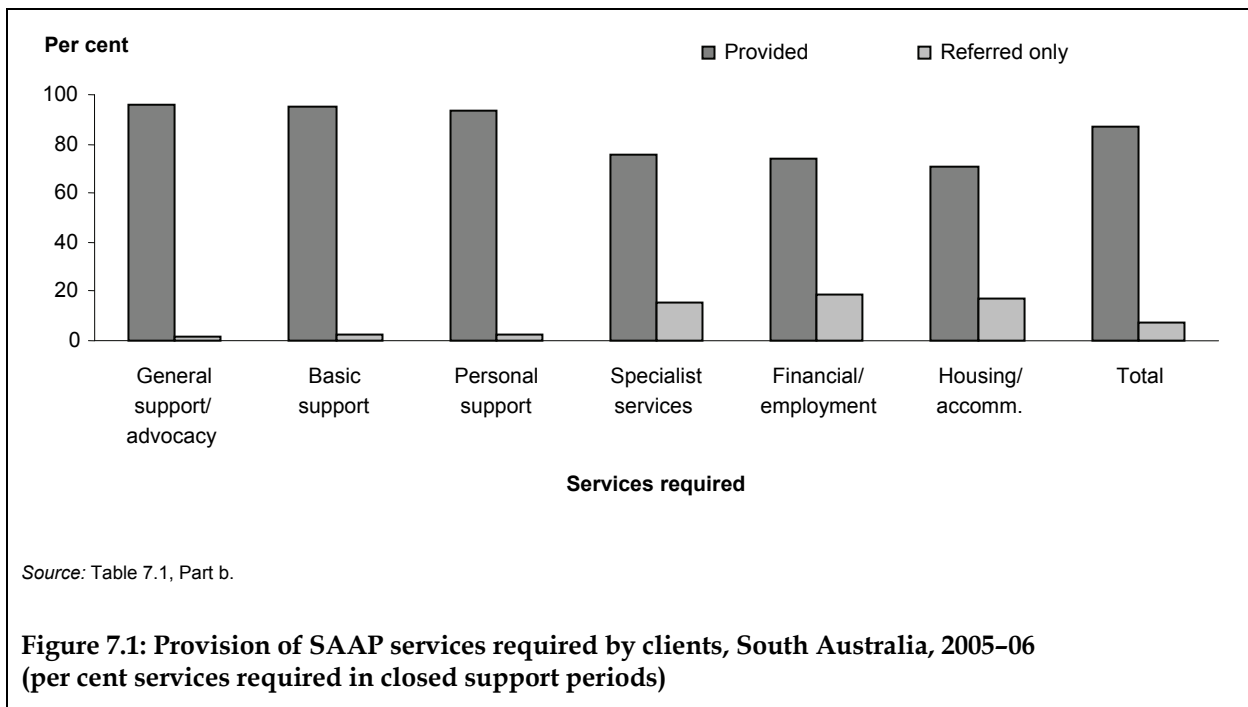
Notes

1. Number excluded due to errors and omissions (weighted): 4,195 (including accompanying child support periods with no information on service requirements or provision). In 4,062 of these, 'no assistance' was indicated as required for the accompanying child.
2. To ensure confidentiality some cells in this table have been removed or replaced with '(*)—'. While these cases are not presented separately, they are included in the total.
3. Accompanying children were able to receive multiple services, so percentages do not total 100.
4. Figures have been weighted to adjust for agency non-participation.

Source: SAAP Client Collection.

7 Meeting the needs of clients and accompanying children

7.1 Key charts



7.2 Tables

Table 7.1: SAAP services required by clients in closed support periods, by provision, South Australia, 2005–06

Part a: Individual types of services required in closed support periods, by provision (per cent closed support periods)

Type of service	Not provided			Provided			Total	Closed support periods (number)
	Neither provided nor referred	Referred only	Subtotal	Provided only	Provided and referred	Subtotal		
Housing/accommodation								
SAAP/CAP accommodation	12.5	16.4	28.9	66.3	4.7	71.0	100.0	7,600
Assistance to obtain/maintain short-term accommodation	9.9	16.1	26.0	59.2	14.8	74.0	100.0	2,350
Assistance to obtain/maintain medium-term accommodation	14.6	28.4	43.0	44.3	12.7	57.0	100.0	1,550
Assistance to obtain/maintain independent housing	13.0	13.2	26.2	59.5	14.3	73.8	100.0	3,300
Financial/employment								
Assistance to obtain/maintain government allowance	5.1	14.2	19.3	61.9	18.8	80.7	100.0	1,550
Employment/training assistance	13.1	12.5	25.6	61.9	12.4	74.3	100.0	700
Financial assistance/material aid	4.5	20.6	25.1	64.5	10.4	74.9	100.0	3,350
Financial counselling and support	14.0	21.6	35.6	51.3	13.1	64.4	100.0	1,400
Personal support								
Incest/sexual assault	6.9	8.2	15.1	73.1	11.8	84.9	100.0	400
Domestic/family violence	3.7	3.0	6.7	89.5	3.7	93.2	100.0	4,050
Family/relationship	7.4	5.9	13.3	80.5	6.2	86.7	100.0	2,000
Emotional	2.0	0.7	2.7	95.0	2.2	97.2	100.0	7,300
Assistance with problem gambling	27.8	23.3	51.1	36.7	12.2	48.9	100.0	100
General support/advocacy								
Living skills/personal development	6.9	2.3	9.2	87.7	3.1	90.8	100.0	2,000
Assistance with legal issues/court support	5.0	13.5	18.5	61.1	20.3	81.4	100.0	1,400
Advice/information	0.8	0.3	1.1	96.8	2.0	98.8	100.0	10,050
Retrieval/storage/removal of personal belongings	2.5	3.1	5.6	90.1	4.3	94.4	100.0	2,500
Advocacy/liaison on behalf of client	2.7	1.5	4.2	91.9	4.0	95.9	100.0	6,500
Specialist services								
Psychological services	9.2	10.6	19.8	70.7	9.5	80.2	100.0	900
Specialist counselling	3.8	10.3	14.1	81.1	4.8	85.9	100.0	2,050
Psychiatric services	20.0	38.8	58.8	21.3	20.0	41.3	100.0	350
Pregnancy support	10.5	12.5	23.0	61.5	15.5	77.0	100.0	200
Family planning support	13.0	6.8	19.8	63.8	16.4	80.2	100.0	200
Drug/alcohol support or intervention	26.4	16.2	42.6	44.8	12.6	57.4	100.0	800
Physical disability services	18.2	31.8	50.0	(*)—	(+)(*)—	50.0	100.0	<25
Intellectual disability services	25.9	31.5	57.4	25.9	16.7	42.6	100.0	50
Culturally specific support	3.9	13.4	17.3	75.4	7.3	82.7	100.0	800
Interpreter services	4.2	34.4	38.6	54.2	7.3	61.5	100.0	100
Assistance with immigration issues	(*)—	(+)(*)—	30.6	36.7	32.7	69.4	100.0	50
Health/medical services	8.0	18.7	26.7	50.8	22.5	73.3	100.0	1,850
Basic support								
Meals	1.9	0.7	2.6	92.0	5.3	97.3	100.0	3,750
Laundry/shower facilities	1.9	0.1	2.0	93.5	4.5	98.0	100.0	3,800
Recreation	2.3	0.8	3.1	95.5	1.4	96.9	100.0	1,400
Transport	4.0	7.9	11.9	80.3	7.8	88.1	100.0	2,600
Other	1.6	3.9	5.5	88.7	5.9	94.6	100.0	850

(continued)

Table 7.1 (continued): SAAP services required by clients in closed support periods, by provision, South Australia, 2005–06

Part b: Broad types of SAAP services required in closed support periods, by provision (per cent distinct services required)

Broad type of service	Not provided			Provided			Total	Distinct services required (number)	Assoc. closed support periods (number)
	Neither provided nor referred	Referred only	Subtotal	Provided only	Provided and referred	Subtotal			
Housing/ accommodation	12.4	16.9	29.3	61.3	9.3	70.6	100.0	14,800	9,950
Financial/ employment	7.4	18.6	26.0	61.1	13.0	74.1	100.0	6,950	4,350
Personal support	3.6	2.5	6.1	90.3	3.6	93.9	100.0	13,900	8,800
General support/ advocacy	2.3	2.0	4.3	91.6	4.1	95.7	100.0	22,500	11,000
Specialist services	9.4	15.4	24.8	62.7	12.6	75.3	100.0	7,300	4,700
Basic support	2.4	2.3	4.7	90.2	5.2	95.4	100.0	12,450	5,400
Total (%)	5.6	7.7	13.3	79.9	6.8	86.7	100.0
Total (number)	4,350	6,000	10,350	62,250	5,250	67,500	..	77,850	13,250

Notes

1. Number excluded due to errors and omissions (weighted): 260 (closed support periods with no information on service requirements or provision).
2. In groups of service types, a client may require more than one type of service within the group. Percentages for broad groups relate to all needs and not to support periods. For individual types of services, a need can be recorded only once within a support period, so percentages relate to support periods.
3. To ensure confidentiality some cells in this table have been replaced with '(*)__' or '(+)(*)__'. A '(*)' indicates cells that make up the higher proportion. While these cases are not presented separately, they are included in the total.
4. Figures have been weighted to adjust for agency non-participation.

Source: SAAP Client Collection.

Table 7.2: SAAP services required for accompanying children in closed support periods, by provision, South Australia, 2005–06

Part a: Individual types of SAAP services required for accompanying children in closed support periods, by provision (per cent closed accompanying child support periods)

Type of service	Not provided			Provided			Total	Closed accompanying child support periods (number)
	Neither provided nor referred	Referred only	Subtotal	Provided only	Provided and referred	Subtotal		
Accommodation								
SAAP/CAP accommodation	12.2	32.9	45.1	49.8	5.0	54.8	100.0	3,250
School liaison/child care								
School liaison	18.7	5.7	24.4	60.3	15.3	75.6	100.0	200
Child care	2.7	10.9	13.6	72.9	13.5	86.4	100.0	450
Personal support								
Help with behavioural problems	17.4	14.9	32.3	52.9	14.9	67.8	100.0	300
Sexual/physical abuse counselling/support	12.5	14.6	27.1	43.1	29.9	73.0	100.0	150
Skills education	11.5	7.1	18.6	77.9	3.5	81.4	100.0	100.0
Structured play/skill development	3.3	2.6	5.9	87.8	6.3	94.1	100.0	300
General support/advocacy								
Access arrangements	15.9	11.6	27.5	44.2	28.3	72.5	100.0	150
Advice/information	2.7	0.5	3.2	95.9	1.0	96.9	100.0	3,150
Advocacy	8.6	1.4	10.0	88.0	2.0	90.0	100.0	1,800
Specialist services								
Specialist counselling	7.2	11.7	18.9	76.0	5.1	81.1	100.0	550
Culturally specific services	3.8	36.4	40.2	53.0	6.8	59.8	100.0	250
Health/medical services	6.1	23.1	29.2	20.8	50.0	70.8	100.0	200
Basic support services								
Meals	0.5	3.4	3.9	85.7	10.4	96.1	100.0	900
Showers/hygiene	(*)__	(+)(*)__	1.0	91.1	7.9	99.0	100.0	850
Recreation	—	1.4	1.4	96.3	2.3	98.6	100.0	450
Transport	0.5	21.2	21.7	68.4	9.8	78.2	100.0	850
Other	2.1	3.2	5.3	83.8	10.9	94.7	100.0	500

(continued)

Table 7.2 (continued): SAAP services required for accompanying children in closed support periods, by provision, South Australia, 2005–06

Part b: Broad types of SAAP services required for accompanying children in closed support periods, by provision (per cent distinct services required)

Broad type of service	Not provided			Provided			Total	Distinct services required (number)	Assoc. closed accompanying child support periods (number)
	Neither provided nor referred	Referred only	Sub-total	Provided only	Provided and referred	Sub-total			
Accommodation	12.2	32.9	45.1	49.8	5.0	54.8	100.0	3,250	3,250
School liaison/ child care	8.0	9.1	17.1	68.7	14.1	82.8	100.0	650	600
Personal support	11.0	9.6	20.6	66.4	13.1	79.5	100.0	850	650
General support/ advocacy	5.1	1.1	6.2	91.7	2.1	93.8	100.0	5,100	3,550
Specialist services	6.1	20.0	26.1	58.7	15.1	73.8	100.0	1,050	950
Basic support	0.6	6.8	7.4	83.9	8.7	92.6	100.0	3,600	1,650
Total (%)	6.1	11.8	18.0	75.5	6.5	82.0	100.0
Total (number)	900	1,700	2,600	10,900	950	11,850	..	14,450	5,250

Notes

1. Number excluded due to errors and omissions (weighted): 3,666 (closed accompanying child support periods with no information on service requirements or provision). In 3,552 of these, 'no assistance' was indicated as required for the accompanying child.
2. In groups of service types, an accompanying child may require more than one type of service within the group. Percentages for broad groups relate to all needs and not to support periods. For individual types of services, a need can be recorded only once within a support period, so percentages relate to accompanying child support periods.
3. To ensure confidentiality some cells in this table have been replaced with '(*)' or '(+)(*)'. A '(+)' indicates cells that make up the higher proportion. While these cases are not presented separately, they are included in the total.
4. Figures have been weighted to adjust for agency non-participation.

Source: SAAP Client Collection.

Table 7.3: SAAP services required by clients in closed support periods that were neither provided nor referred: broad type of service by client group, South Australia, 2005–06

Broad type of service	Male alone	Female alone	Couple no children	Couple with children	Male with children	Female with children	Other	Total	
								%	Number
% unmet needs									
Housing/accommodation	26.0	35.5	35.9	61.1	50.0	54.1	50.0	41.9	1,800
Financial/employment	13.1	14.0	16.3	10.4	10.8	9.3	12.5	11.8	500
Personal support	9.7	14.5	22.8	10.4	14.5	11.5	20.8	11.7	500
General support/advocacy	14.4	9.0	7.6	10.1	14.5	13.1	8.3	12.3	500
Specialist services	21.8	22.1	16.3	6.8	8.4	10.1	8.3	15.7	650
Basic support and services n.e.s.	15.0	4.9	1.1	1.3	1.8	1.8	—	6.6	300
Total	100.0	100.0	100.0	100.0	100.0	100.0	100.0	100.0	4,250
Summary totals									
Total unmet needs (%)	33.2	17.5	2.3	14.8	4.1	27.6	0.6	100.0	..
Total unmet needs (number)	1,400	750	100	650	150	1,150	<25	..	4,250
Total closed support periods with unmet needs (%)	23.5	17.7	2.4	17.3	4.0	34.5	0.5	100.0	..
Total closed support periods with unmet needs (number)	500	350	50	350	100	700	<25	..	2,050
Total closed support periods (%)	31.1	28.2	2.1	6.3	1.6	30.5	0.2	100.0	..
Total closed support periods (number)	4,050	3,650	300	800	200	3,950	50	..	13,000

Notes

1. Number excluded due to errors and omissions (weighted): 107 identified unmet needs.
2. Number excluded due to errors and omissions (weighted): 57 closed support periods with identified unmet needs.
3. Number excluded due to errors and omissions (weighted): 520 closed support periods (including closed support periods with no information on service requirements or provision).
4. Figures have been weighted to adjust for agency non-participation.

Source: SAAP Client Collection.

Table 7.4: SAAP services required for accompanying children in closed support periods that were neither provided nor referred: broad type of service by client group, South Australia, 2005–06

	Couple with children	Male with children	Female with children	Other with children	Total	
					%	Number
Broad type of service	% unmet needs					
Accommodation	37.7	42.0	46.2	25.0	44.3	400
School liaison/child care	7.2	3.7	5.8	25.0	5.9	50
Personal support	8.0	8.6	11.1	25.0	10.4	100
General support/advocacy	32.6	38.3	27.9	25.0	29.7	250
Specialist services	11.6	6.2	6.4	—	7.2	50
Basic support	2.9	1.2	2.6	—	2.5	<25
<i>Total</i>	<i>100.0</i>	<i>100.0</i>	<i>100.0</i>	<i>100.0</i>	<i>100.0</i>	<i>900</i>
Summary totals						
Total unmet needs (%)	16.3	9.6	73.6	0.5	100.0	..
Total unmet needs (number)	150	100	650	<25	..	900
Total closed accompanying child support periods with unmet needs (%)	15.9	(¹)—	75.2	(¹)—	100.0	..
Total closed accompanying child support periods with unmet needs (number)	100	50	450	<25	..	600
Total closed accompanying child support periods (%)	6.6	2.2	91.1	0.1	100.0	..
Total closed accompanying child support periods (number)	350	100	4,850	<25	..	5,300
Total closed support periods with accompanying children with unmet needs (%)	15.6	(¹)—	74.4	(¹)—	100.0	..
Total closed support periods with accompanying children with unmet needs (number)	50	50	250	<25	..	350
Total closed support periods with accompanying children requiring assistance (%)	6.1	2.5	91.3	0.2	100.0	..
Total closed support periods with accompanying children requiring assistance (number)	150	50	2,450	<25	..	2,700

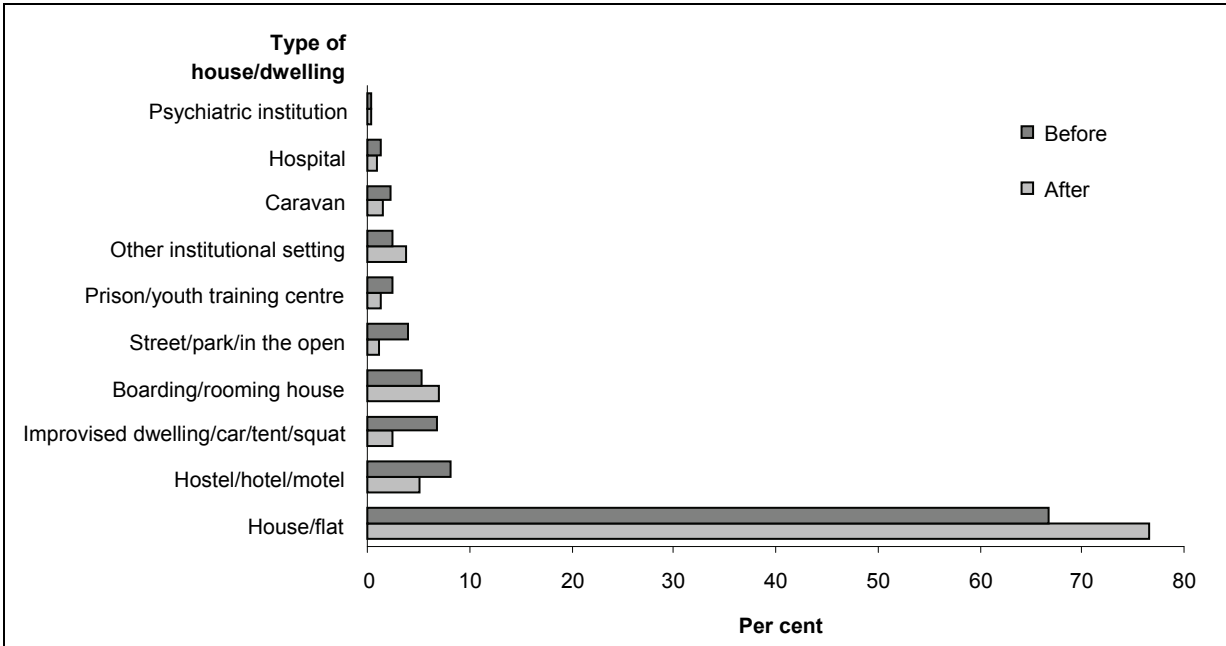
Notes

1. Number excluded due to errors and omissions (weighted): 6 identified unmet needs for accompanying children.
2. Number excluded due to errors and omissions (weighted): 6 closed accompanying child support periods with identified unmet needs.
3. Number excluded due to errors and omissions (weighted): 3,676 closed accompanying child support periods (including closed accompanying child support periods with no information on service requirements or provision).
4. Number excluded due to errors and omissions (weighted): 4 closed support periods with accompanying children with unmet needs.
5. Number excluded due to errors and omissions (weighted): 8 closed support periods with accompanying children requiring assistance.
6. To ensure confidentiality some cells in this table have been replaced with '(¹)—'. While these cases are not presented separately, they are included in the total.
7. Figures have been weighted to adjust for agency non-participation.

Source: SAAP Client Collection.

8 Circumstances of clients before and after support

8.1 Key chart



Source: Table 8.5.

Figure 8.1: Type of house/dwelling immediately before and after a support period, South Australia, 2005-06 (per cent closed support periods)

8.2 Tables

Table 8.1: SAAP closed support periods: main source of income immediately before and after a support period, South Australia, 2005–06 (per cent)

Main source of income	Closed support periods in which clients needed assistance to obtain/maintain a pension or benefit		All closed support periods	
	Before	After	Before	After
No income	16.8	7.1	9.1	6.0
Government payments	76.5	87.5	83.7	86.4
Other	6.8	5.3	7.2	7.6
<i>Total</i>	<i>100.0</i>	<i>100.0</i>	<i>100.0</i>	<i>100.0</i>
<i>Total (number with valid data)</i>	<i>1,600</i>	<i>1,450</i>	<i>12,700</i>	<i>10,900</i>
Number with 'Client left without providing any information'	n.a.	100	n.a.	1,350
Number with 'Don't know'	<25	50	600	950
Number with missing data	<25	50	150	300
Total (number)	1,650	1,650	13,450	13,450

Note: Figures have been weighted to adjust for agency non-participation and client non-consent.

Source: SAAP Client Collection.

Table 8.2: SAAP closed support periods: employment status in the week before and after a support period, South Australia, 2005–06 (per cent)

Employment status	Closed support periods in which clients needed assistance in employment and training		All closed support periods	
	Before	After	Before	After
Employed full time	1.6	4.3	2.7	3.5
Employed part time	3.7	7.0	5.5	6.2
Unemployed (looking for work)	40.7	35.3	23.6	22.2
Not in labour force	54.0	53.4	68.2	68.0
<i>Total</i>	<i>100.0</i>	<i>100.0</i>	<i>100.0</i>	<i>100.0</i>
<i>Total (number with valid data)</i>	<i>750</i>	<i>700</i>	<i>12,750</i>	<i>10,600</i>
Number with 'Client left without providing any information'	n.a.	50	n.a.	1,450
Number with 'Don't know'	<25	50	650	1,200
Number with missing data	<25	<25	50	200
Total (number)	750	750	13,450	13,450

Note: Figures have been weighted to adjust for agency non-participation and client non-consent.

Source: SAAP Client Collection.

Table 8.3: SAAP closed support periods: main source of income and employment status after support by length of support, South Australia, 2005–06 (per cent)

After support	1 day or less	>1–7 days	>1–4 weeks	>4–13 weeks	>13–26 weeks	>26–52 weeks	>52 weeks	Total	
								%	Number
Main source of income									
No income	5.3	5.5	3.5	8.3	8.8	8.0	7.0	6.0	650
Government payments	85.9	89.3	90.5	83.2	83.9	80.9	81.5	86.4	9,400
Other	8.9	5.2	6.0	8.5	7.3	11.1	11.5	7.6	800
<i>Total</i>	<i>100.0</i>	<i>100.0</i>	<i>100.0</i>	<i>100.0</i>	<i>100.0</i>	<i>100.0</i>	<i>100.0</i>	<i>100.0</i>	<i>..</i>
Total (row %)	22.4	21.7	19.6	17.6	8.5	5.8	4.4	100.0	..
Total (number)	2,450	2,350	2,150	1,900	950	650	500	..	10,900
Employment status									
Employed full time	3.4	2.9	3.0	4.7	3.2	3.8	5.2	3.5	350
Employed part time	5.2	4.0	5.8	6.9	7.7	11.8	11.0	6.2	650
Unemployed (looking for work)	19.3	31.4	28.2	15.3	15.9	14.0	16.8	22.2	2,350
Not in labour force	72.1	61.7	63.0	73.1	73.2	70.4	66.9	68.0	7,200
<i>Total</i>	<i>100.0</i>	<i>100.0</i>	<i>100.0</i>	<i>100.0</i>	<i>100.0</i>	<i>100.0</i>	<i>100.0</i>	<i>100.0</i>	<i>..</i>
Total (row %)	22.4	21.5	19.6	17.8	8.4	5.8	4.4	100.0	..
Total (number)	2,400	2,300	2,100	1,900	900	600	450	..	10,600

Notes

1. Number excluded due to errors and omissions (weighted): 2,560 (length of support and main source of income, including 'Don't know' and 'Client left without providing any information').
2. Number excluded due to errors and omissions (weighted): 2,861 (length of support and employment status, including 'Don't know' and 'Client left without providing any information').
3. Figures have been weighted to adjust for agency non-participation and client non-consent.

Source: SAAP Client Collection.

Table 8.4: SAAP closed support periods: student status immediately before and after a support period, by age, South Australia, 2005–06 (per cent)

Student status	5–17 years		18+ years		Total	
	Before	After	Before	After	Before	After
Not a student	52.1	53.8	96.3	96.2	90.9	91.6
Primary/secondary student	40.4	37.8	1.0	0.8	5.8	4.8
Post-secondary student/employment training	7.5	8.4	2.8	3.0	3.3	3.6
<i>Total</i>	<i>100.0</i>	<i>100.0</i>	<i>100.0</i>	<i>100.0</i>	<i>100.0</i>	<i>100.0</i>
<i>Total (number with valid data)</i>	<i>1,500</i>	<i>1,150</i>	<i>10,900</i>	<i>9,350</i>	<i>12,400</i>	<i>10,450</i>
Number with 'Client left without providing any information'	n.a.	250	n.a.	1,150	n.a.	1,400
Number with 'Don't know'	100	250	500	750	600	950
Number with missing data	<25	50	100	250	100	250
Total (number)	1,650	1,650	11,450	11,450	13,100	13,100

Notes

1. Table excludes closed support periods for clients aged 4 years and under.
2. Figures have been weighted to adjust for agency non-participation and client non-consent.

Source: SAAP Client Collection.

Table 8.5: SAAP closed support periods: type of house/dwelling immediately before and after a support period, South Australia, 2005–06 (per cent)

Type of house/dwelling	Closed support periods in which clients needed assistance to obtain/maintain independent housing		All closed support periods	
	Before	After	Before	After
Improvised dwelling/sleeping rough	10.0	1.9	11.0	3.5
Improvised dwelling/car/tent/squat	7.4	1.3	6.9	2.4
Street/park/in the open	2.6	0.6	4.0	1.1
House/dwelling	83.8	93.5	82.5	90.3
House/flat	67.7	84.8	66.8	76.5
Caravan	2.3	1.2	2.2	1.5
Boarding/rooming house	5.2	4.6	5.3	7.1
Hostel/hotel/motel	8.6	2.9	8.2	5.2
Institutional setting	6.2	4.6	6.5	6.2
Hospital	1.0	(*)—	1.4	0.9
Psychiatric institution	0.2	(*)—	0.4	0.3
Prison/youth training centre	2.7	2.0	2.4	1.4
Other institutional setting	2.3	2.1	2.4	3.7
Total	100.0	100.0	100.0	100.0
<i>Total (number with valid data)</i>	<i>3,150</i>	<i>2,300</i>	<i>12,800</i>	<i>8,250</i>
Number with 'Client left without providing any information'	n.a.	600	n.a.	250
Number with 'Don't know'	100	350	600	2,450
Number with missing data	<25	50	100	250
Total (number)	3,300	3,300	13,450	13,450

Notes

1. Figures have been weighted to adjust for agency non-participation and client non-consent.
2. To ensure confidentiality some cells in this table have been replaced with '(*)—'. While these cases are not presented separately, they are included in the total.

Source: SAAP Client Collection.

Table 8.6: SAAP closed support periods: type of tenure immediately before and after a support period, South Australia, 2005–06 (per cent)

Type of tenure	Closed support periods in which clients needed assistance to obtain/maintain independent housing		All closed support periods	
	Before	After	Before	After
SAAP/CAP funded accommodation	10.6	13.6	10.4	16.5
SAAP/CAP crisis/short term accommodation	5.2	4.2	5.2	9.5
SAAP/CAP medium/long term accommodation	1.5	8.7	1.7	5.8
Other SAAP/CAP funded accommodation	3.8	0.8	3.6	1.1
No tenure	17.2	4.8	16.3	7.0
Institutional setting	5.5	2.5	5.1	3.2
Improvised dwelling/sleeping rough	9.6	1.7	9.8	3.2
Other	2.0	0.6	1.3	0.6
Tenure	72.3	81.6	73.3	76.5
Purchasing/purchased own home	6.3	5.9	6.3	6.3
Private rental	20.3	30.1	21.2	24.9
Public housing rental	10.4	20.8	11.2	15.7
Community housing rental	2.8	6.5	4.8	8.2
Rent-free accommodation	10.0	4.2	10.4	7.4
Boarding	22.6	14.1	19.4	14.0
<i>Total</i>	<i>100.0</i>	<i>100.0</i>	<i>100.0</i>	<i>100.0</i>
<i>Total (number with valid data)</i>	<i>3,100</i>	<i>2,200</i>	<i>12,200</i>	<i>7,900</i>
Number with 'Client left without providing any information'	n.a.	600	n.a.	2,550
Number with 'Don't know'	150	400	1,100	2,750
Number with missing data	<25	50	150	300
Total (number)	3,300	3,300	13,450	13,450

Note: Figures have been weighted to adjust for agency non-participation and client non-consent.

Source: SAAP Client Collection.

Table 8.7: SAAP closed support periods: type of house/dwelling occupied after support by length of support, South Australia, 2005–06 (per cent)

Type of house/dwelling	1 day or less	>1–7 days	>1–4 weeks	>4–13 weeks	>13–26 weeks	>26–52 weeks	>52 weeks	Total	
								%	Number
All closed support periods									
Improvised dwelling/sleeping rough	4.0	5.0	3.6	3.2	2.3	(⁽¹⁾)—	(⁽¹⁾)—	3.5	300
Improvised dwelling/car/tent/squat	2.4	3.7	2.5	2.2	1.7	(⁽¹⁾)—	(⁽¹⁾)—	2.4	200
Street/park/in the open	1.6	1.3	1.1	1.0	0.7	0.9	—	1.1	100
House/dwelling	91.4	83.7	87.2	92.6	94.4	93.9	95.4	90.3	7,450
House/flat	75.0	64.5	68.9	83.2	85.0	87.7	90.1	76.5	6,300
Caravan	1.4	2.0	1.3	1.7	1.1	1.3	0.9	1.5	100
Boarding/rooming house	9.2	8.4	9.2	5.1	6.1	3.2	2.3	7.1	600
Hostel/hotel/motel	5.8	8.8	7.8	2.6	2.2	1.7	2.2	5.2	450
Institutional setting	4.6	11.3	9.2	4.2	3.3	(⁽¹⁾)—	(⁽¹⁾)—	6.2	500
Hospital	1.0	1.9	1.0	0.6	—	—	—	0.9	50
Psychiatric institution	0.3	0.5	—	0.3	(⁽¹⁾)—	(⁽¹⁾)—	—	0.3	<25
Prison/youth training centre	0.4	1.1	1.2	1.5	2.4	2.4	3.0	1.4	100
Other institutional setting	2.9	7.8	6.8	1.9	(⁽¹⁾)—	0.7	(⁽¹⁾)—	3.7	300
<i>Total</i>	<i>100.0</i>	<i>100.0</i>	<i>100.0</i>	<i>100.0</i>	<i>100.0</i>	<i>100.0</i>	<i>100.0</i>	<i>100.0</i>	<i>..</i>
Total (row %)	22.4	16.2	18.7	20.1	10.1	7.0	5.5	100.0	..
Total (number)	1,850	1,350	1,550	1,650	850	600	450	..	8,250
Closed support periods in which clients were accommodated									
Improvised dwelling/sleeping rough	4.1	4.0	(⁽¹⁾)—	(⁽¹⁾)—	(⁽¹⁾)—	—	—	2.3	50
Improvised dwelling/car/tent/squat	4.1	3.0	2.0	(⁽¹⁾)—	(⁽¹⁾)—	—	—	1.8	50
Street/park/in the open	—	1.0	(⁽¹⁾)—	—	—	—	—	0.4	<25
House/dwelling	(⁽¹⁾)—	73.7	80.6	(⁽¹⁾)—	(⁽¹⁾)—	97.7	(⁽¹⁾)—	85.4	2,500
House/flat	59.5	56.3	55.2	76.3	88.5	93.5	93.9	69.4	2,050
Caravan	(⁽¹⁾)—	1.4	1.8	2.3	1.8	(⁽¹⁾)—	1.6	1.6	50
Boarding/rooming house	9.0	8.1	12.8	7.3	4.5	(⁽¹⁾)—	(⁽¹⁾)—	7.6	200
Hostel/hotel/motel	8.9	7.8	10.9	5.7	2.7	(⁽¹⁾)—	(⁽¹⁾)—	6.7	200
Institutional setting	(⁽¹⁾)—	22.3	(⁽¹⁾)—	6.9	2.1	2.3	(⁽¹⁾)—	12.3	350
Hospital	(⁽¹⁾)—	3.1	1.3	(⁽¹⁾)—	—	—	—	1.2	50
Psychiatric institution	(⁽¹⁾)—	1.0	(⁽¹⁾)—	(⁽¹⁾)—	(⁽¹⁾)—	(⁽¹⁾)—	—	0.4	<25
Prison/youth training centre	(⁽¹⁾)—	1.9	2.1	1.2	(⁽¹⁾)—	1.2	(⁽¹⁾)—	1.4	50
Other institutional setting	14.8	16.3	13.0	4.6	(⁽¹⁾)—	(⁽¹⁾)—	1.8	9.2	250
<i>Total</i>	<i>100.0</i>	<i>100.0</i>	<i>100.0</i>	<i>100.0</i>	<i>100.0</i>	<i>100.0</i>	<i>100.0</i>	<i>100.0</i>	<i>..</i>
Total (row %)	9.5	21.2	25.8	15.4	9.2	10.4	8.6	100.0	..
Total (number)	300	600	750	450	250	300	250	..	2,950

Notes

1. Number excluded due to errors and omissions (weighted): 5,202 closed support periods (including 'Don't know' and 'Client left without providing any information'); 2,401 closed accommodated support periods (including 'Don't know' and 'Client left without providing any information').
2. To ensure confidentiality some cells in this table have been removed or replaced with '(⁽¹⁾)—'. While these cases are not presented separately, they are included in the total.
3. Figures have been weighted to adjust for agency non-participation and client non-consent.

Source: SAAP Client Collection.

Table 8.8: SAAP closed support periods: type of tenure after support by length of support, South Australia, 2005–06 (per cent)

Type of tenure	1 day	>1–7	>1–4	>4–13	>13–26	>26–52	>52	Total	
	or less	days	weeks	weeks	weeks	weeks	weeks	%	Number
All closed support periods									
SAAP/CAP funded accommodation	19.3	24.5	17.3	^(?) —	13.9	6.7	^(?) —	16.5	1,300
SAAP/CAP crisis/short term accommodation	15.8	17.9	9.9	3.9	2.4	1.8	^(?) —	9.5	750
SAAP/CAP medium/long term accommodation	2.0	5.7	6.3	9.0	9.8	3.8	3.9	5.8	450
Other SAAP/CAP funded accommodation	1.5	1.0	1.1	^(?) —	1.7	1.1	—	1.1	100
No tenure	6.6	10.1	8.3	^(?) —	5.8	5.7	^(?) —	7.0	550
Institutional setting	2.3	4.4	3.8	2.6	3.4	2.9	4.0	3.2	250
Improvised dwelling/sleeping rough	3.4	5.0	3.4	2.8	^(?) —	2.8	^(?) —	3.2	250
Other	0.9	0.8	1.2	^(?) —	^(?) —	—	—	0.6	50
Tenure	74.1	65.3	74.4	80.7	80.3	87.5	89.5	76.5	6,050
Purchasing/purchased own home	8.5	3.6	2.7	9.3	8.4	5.2	3.9	6.3	500
Private rental	19.2	20.0	26.8	29.1	29.8	27.2	28.4	24.9	1,950
Public housing rental	13.0	10.2	10.3	17.4	16.3	28.5	36.6	15.7	1,250
Community housing rental	10.6	7.1	10.2	5.3	5.7	8.8	8.9	8.2	650
Rent-free accommodation	9.6	9.7	6.4	5.6	5.1	7.8	5.5	7.4	600
Boarding	13.2	14.7	17.9	14.0	15.0	10.0	6.2	14.0	1,100
<i>Total</i>	<i>100.0</i>	<i>100.0</i>	<i>100.0</i>	<i>100.0</i>	<i>100.0</i>	<i>100.0</i>	<i>100.0</i>	<i>100.0</i>	<i>..</i>
Total (row %)	22.0	16.3	18.7	20.2	10.0	7.1	5.7	100.0	..
Total (number)	1,750	1,300	1,450	1,600	800	550	450	..	7,900
Closed support periods in which clients were accommodated									
SAAP/CAP funded accommodation	^(?) —	^(?) —	17.4	^(?) —	9.8	5.5	6.9	15.0	400
SAAP/CAP crisis/short term accommodation	15.4	11.7	7.3	5.8	2.9	1.9	2.5	7.3	200
SAAP/CAP medium/long term accommodation	4.1	8.6	8.8	6.0	5.5	2.1	4.4	6.5	200
Other SAAP/CAP funded accommodation	^(?) —	^(?) —	1.4	^(?) —	1.5	1.6	—	1.2	50
No tenure	11.2	12.7	10.4	^(?) —	2.8	2.0	^(?) —	7.7	200
Institutional setting	6.5	8.1	6.1	3.5	^(?) —	2.0	^(?) —	4.9	150
Improvised dwelling/sleeping rough	4.7	3.9	2.7	^(?) —	^(?) —	—	—	2.2	50
Other	—	0.7	1.6	—	—	—	—	0.6	<25
Tenure	^(?) —	^(?) —	72.2	81.6	87.4	92.5	^(?) —	77.3	2,150
Purchasing/purchased own home	^(?) —	^(?) —	0.9	4.0	3.2	3.0	^(?) —	2.4	50
Private rental	12.1	18.9	24.5	23.1	34.1	30.6	24.5	23.4	650
Public housing rental	11.7	9.0	7.0	16.5	20.3	34.4	43.3	16.6	450
Community housing rental	7.0	3.6	7.1	7.0	5.7	9.0	12.6	6.9	200
Rent-free accommodation	16.6	14.2	9.3	8.0	4.6	4.3	2.4	9.3	250
Boarding	18.5	18.6	23.3	23.0	19.4	11.1	6.5	18.7	500
<i>Total</i>	<i>100.0</i>	<i>100.0</i>	<i>100.0</i>	<i>100.0</i>	<i>100.0</i>	<i>100.0</i>	<i>100.0</i>	<i>100.0</i>	<i>..</i>
Total (row %)	9.3	21.3	25.6	15.4	8.7	10.7	8.8	100.0	..
Total (number)	250	600	700	450	250	300	250	..	2,800

Notes

- Number excluded due to errors and omissions (weighted): 5,587 closed support periods (including 'Don't know' and 'Client left without providing any information'); 2,553 closed accommodated support periods (including 'Don't know' and 'Client left without providing any information').
- To ensure confidentiality some cells in this table have been removed or replaced with ^(?)—. While these cases are not presented separately, they are included in the total.
- Figures have been weighted to adjust for agency non-participation and client non-consent.

Source: SAAP Client Collection.

Table 8.9: SAAP closed support periods: living situation immediately before and after a support period, South Australia, 2005–06 (per cent)

Living situation	Before	After
With both parents	2.8	2.6
With one parent and parent's spouse/partner	2.5	1.6
With one parent	4.8	3.6
With foster family	0.5	0.3
With relatives/friends temporary	19.2	13.1
With relatives/friends long-term	4.0	5.1
With spouse/partner	8.4	6.3
With spouse/partner and child(ren)	14.1	11.1
Alone	17.2	20.6
Alone with child(ren)	13.8	24.2
With other unrelated persons	12.0	10.7
Other	0.8	0.7
<i>Total</i>	<i>100.0</i>	<i>100.0</i>
<i>Total (number with valid data)</i>	<i>13,100</i>	<i>8,650</i>
Number with 'Client left without providing any information'	n.a.	2,450
Number with 'Don't know'	300	2,150
Number with missing data	50	200
Total (number)	13,450	13,450

Note: Figures have been weighted to adjust for agency non-participation and client non-consent.

Source: SAAP Client Collection.

Table 8.10: SAAP closed support periods: existence of a case management plan, South Australia, 2005–06 (per cent)

Case management plan	%	Number
Yes	66.9	7,550
No, client did not agree to one	6.0	700
No, support period too short	25.9	2,900
No, other reason	1.2	150
Total	100.0	11,250

Notes

1. Number excluded due to errors and omissions (weighted): 2,259.
2. Figures have been weighted to adjust for agency non-participation.

Source: SAAP Client Collection.

Table 8.11: SAAP closed support periods where a case management plan was in place by the end of support: extent to which the client's case management goals were achieved, South Australia, 2005–06 (per cent)

Achievement of goals	%	Number
All goals achieved	34.6	2,600
Most or some goals achieved	59.6	4,450
No goals achieved	5.8	450
Total	100.0	7,450

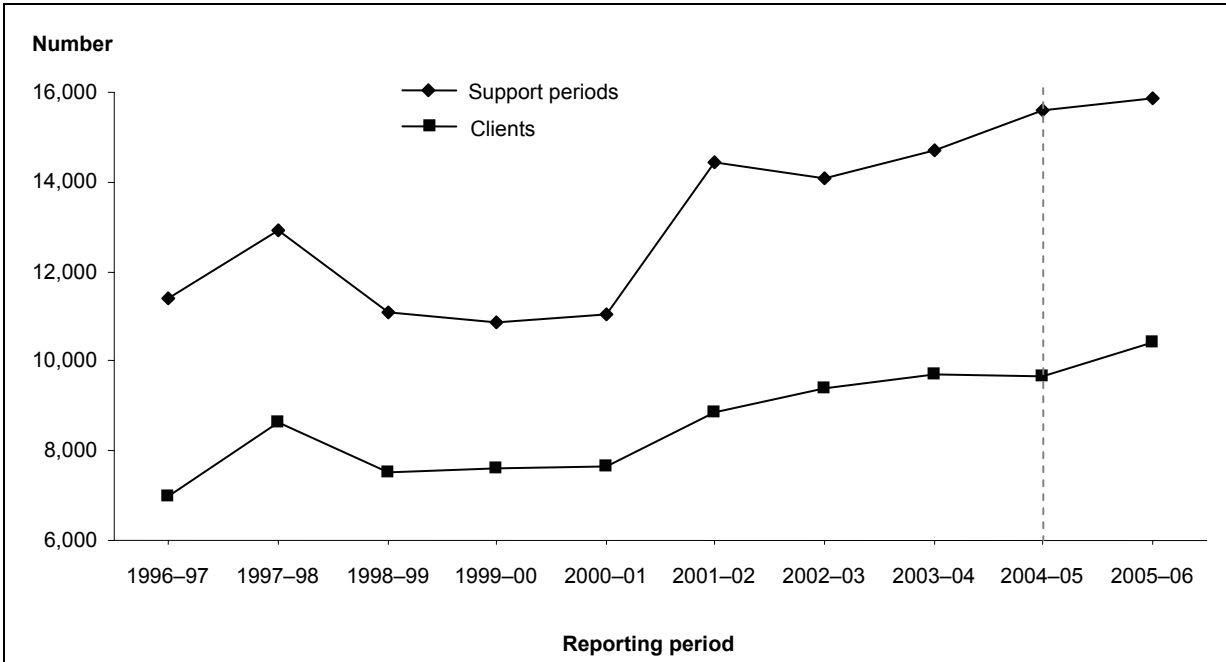
Notes

1. Number excluded due to errors and omissions (weighted): 93.
2. Figures have been weighted to adjust for agency non-participation.

Source: SAAP Client Collection.

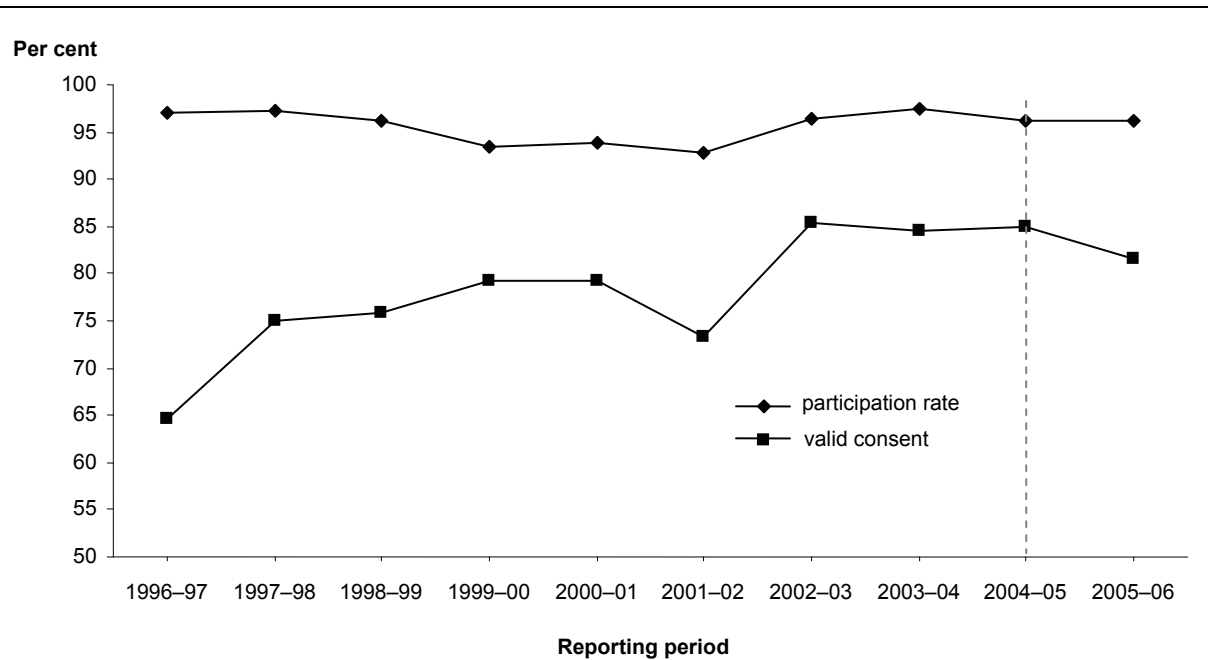
9 Support from 1996–97 to 2005–06

9.1 Key charts



Source: Table 9.2.

Figure 9.1: Number of SAAP support periods and clients, by reporting period, South Australia, 1996-97 to 2005-06



Source: Table 9.4.

Figure 9.2: Agency participation rate and valid consent, by reporting period, South Australia, 1996-97 to 2005-06 (per cent)

9.2 Tables

Table 9.1: SAAP funding to agencies and mean funding per support period and client: current and constant 2005–06 dollars, by reporting period, South Australia, 1996–97 to 2005–06

Reporting period	Total recurrent funding ^(a)	Funding to agencies ^(a)	Funding per support period ^(b)	Funding per client ^(b)
Current \$				
1996–97	20,903,000	18,066,000	1,590	2,580
1997–98	21,280,000	19,905,000	1,540	2,300
1998–99	22,363,000	21,530,000	1,940	2,860
1999–00	22,398,000	20,865,000	1,920	2,740
2000–01	24,045,000	21,929,000	1,990	2,860
2001–02	24,743,000	23,063,000	1,600	2,610
2002–03	25,527,000	24,070,000	1,710	2,560
2003–04	26,114,000	24,684,000	1,680	2,550
2004–05	26,637,000	25,924,000	1,660	2,690
2005–06	27,222,000	26,408,000	1,660	2,540
Constant 2005–06 \$				
1996–97	28,705,000	24,809,000	2,180	3,540
1997–98	28,817,000	26,955,000	2,090	3,120
1998–99	29,144,000	28,059,000	2,530	3,730
1999–00	27,433,000	25,556,000	2,350	3,360
2000–01	27,990,000	25,527,000	2,310	3,330
2001–02	28,414,000	26,485,000	1,830	2,990
2002–03	29,546,000	27,859,000	1,980	2,960
2003–04	29,174,000	27,576,000	1,870	2,850
2004–05	26,994,000	26,271,000	1,680	2,730
2005–06	27,222,000	26,408,000	1,660	2,540

(a) 'Total recurrent funding' and 'Funding to agencies' for 1999–00 and 2000–01 includes relatively small amounts provided through the Partnerships Against Domestic Violence Program (AIHW 2001a:Table 2.1;AIHW 2001b: Table 2.1).

(b) 'Funding per support period' and 'Funding per client' are based on recurrent allocations to agencies.

Notes

1. In 2005–06 the definition of a support period, the definition of a client and the statistical linkage key were changed. Data using these are therefore not comparable to previous years.
2. Support period figures have been weighted to adjust for agency non-participation.
3. Client figures have been weighted to adjust for agency non-participation and client non-consent.

Sources: SAAP Administrative Data and Client Collections; AIHW 1997, 1999, 2000, 2001a, 2001b, 2002, 2003, 2005, 2006; ABS 2006b; FaCSIA unpublished data.

Table 9.2: SAAP support periods and clients, by reporting period, South Australia, 1996–97 to 2005–06 (number)

	1996–97	1997–98	1998–99	1999–00	2000–01	2001–02	2002–03	2003–04	2004–05	2005–06
Support periods	11,400	12,900	11,100	10,850	11,050	14,450	14,100	14,700	15,600	15,850
<i>Errors & omissions</i>	—	—	—	—	—	—	—	—	—	—
Clients	7,000	8,650	7,500	7,600	7,650	8,850	9,400	9,700	9,650	10,400
<i>Errors & omissions</i>	—	—	—	—	—	—	—	—	—	—
Nightly average support periods with accommodation	500	650	650	700	650	850	800	750	750	750
<i>Errors & omissions</i>	277	254	284	167	176	98	61	47	109	174
Daily average support periods	1,250	1,550	1,600	1,850	1,750	2,300	2,300	2,350	2,450	2,550
<i>Errors & omissions</i>	617	295	17	21	138	221	14	1	—	—

Notes

1. In 2005–06 the definition of a support period, the definition of a client and the statistical linkage key were changed. Data using these are therefore not comparable to previous years.
2. Numbers of clients in this table relate to clients who ever received assistance from a SAAP agency in South Australia.
3. Support period figures have been weighted to adjust for agency non-participation.
4. Client figures have been weighted to adjust for agency non-participation and client non-consent.

Source: SAAP Client Collection.

Table 9.3: SAAP accompanying child support periods and accompanying children by reporting period, South Australia, 2001–02 to 2005–06 (number)

	2001–02	2002–03	2003–04	2004–05	2005–06
Accompanying child support periods	9,200	9,750	9,100	9,350	10,350
<i>Errors & omissions</i>	—	—	—	—	—
Accompanying children	4,950	5,350	4,850	7,100	7,050
<i>Errors & omissions</i>	—	—	—	—	—
Nightly average accompanying child support periods with accommodation	650	700	550	600	550
<i>Errors & omissions</i>	55	34	32	99	120
Daily average accompanying child support periods	1,600	1,750	1,600	1,700	1,750
<i>Errors & omissions</i>	180	2	—	—	—

Notes

1. In 2005–06 the definition of an accompanying child support period, the definition of an accompanying child and the statistical linkage key were changed. Data using these are therefore not comparable to previous years.
2. Dates of support and accommodation are not collected for accompanying children. For the purposes of calculating the number of days of support and the number of nights of accommodation, accompanying children are assumed to have the same periods of support and accommodation as their parent(s) or guardian(s).
3. Numbers of accompanying children in this table relate to children who ever accompanied a client to a SAAP agency in South Australia.
4. In 2001–02, 2002–03 and 2004–05, data that enabled the number of accompanying children to be estimated was not collected by agencies using the high-volume collection form. The reporting year 2004–05 was the first year that the number of accompanying children could be reported for all participating agencies.
5. Accompanying child support period figures have been weighted to adjust for agency non-participation.
6. Accompanying children figures have been weighted to adjust for agency non-participation and client non-consent.

Source: SAAP Client Collection.

Table 9.4: SAAP Client Collection: agency participation rates and forms returned with informed consent and valid consent by reporting period, South Australia, 1996–97 to 2005–06

	1996–97	1997–98	1998–99	1999–00	2000–01	2001–02	2002–03	2003–04	2004–05	2005–06
Agencies ^(a) (number)	68	72	76	77	82	82	80	77	76	77
Agency participation rate (%)	97.1	97.2	96.1	93.5	93.9	92.7	96.3	97.4	96.1	96.1
Forms returned (number)	10,884	12,315	10,656	10,158	10,362	13,349	13,210	14,191	15,003	15,249
Forms returned with consent (%)	66.8	77.8	78.8	81.0	81.1	75.2	87.3	86.3	87.1	87.0
Forms returned with valid consent ^(b) (%)	64.6	75.1	75.8	79.3	79.2	73.2	85.4	84.6	84.9	81.6

(a) 'Agencies' refers to the number of agencies that were 'in scope'—that is, that should have been participating in the reference period.

(b) 'Valid consent' here refers to forms with a valid statistical linkage key (see 'statistical linkage key' in the Glossary and AIHW 2006:Glossary). Note that in 2005–06 the statistical linkage key was changed and therefore data using this is not comparable to previous years.

Note: Table based on forms returned from agencies in scope for the Client Collection during the reference period. Not all agencies funded under SAAP are required to participate in the Client Collection. For example, agencies that provide only support to other agencies or casual assistance lasting less than 1 hour on a given day and which is not of an ongoing nature are not required to participate in the collection. Consequently, some agencies funded under SAAP (see Chapter 2) are not included in this table.

Sources: SAAP Administrative Data and Client Collections.

Appendix 1 The data

General information to help readers interpret the tables presented in this report is given in Appendix 1 of the national report. Additional information relevant only to the tables for South Australia follows.

A1.1 Agency participation

Table A1.1: SAAP Client Collection: agency participation rates and forms returned with informed consent and valid consent, by region and primary target group, South Australia, 2005–06

	Agencies ^(a)		Forms returned		
	Total	Participation rate	Total	Consent	Valid consent ^(b)
Region	Number	%	Number	%	%
Metropolitan, Eastern	25	96.0	9,111	86.1	79.7
Metropolitan, Western	6	100.0	449	79.7	77.5
Metropolitan, Northern	5	100.0	1,142	83.7	83.2
Metropolitan, Southern	8	100.0	1,335	89.6	88.5
Country, North	23	91.3	2,111	88.4	81.6
Country, South	10	100.0	1,101	94.1	89.4
Total	77	96.1	15,249	87.0	81.6
Primary target group					
Young people	19	100.0	3,787	79.6	76.2
Single men only	11	100.0	2,139	98.8	96.5
Single women only	2	100.0	574	78.4	69.9
Families	9	100.0	1,874	88.5	83.3
Women escaping domestic violence	22	90.9	4,728	91.7	84.1
Cross-target/multiple/general	14	92.9	2,147	78.7	72.7
Total	77	96.1	15,249	87.0	81.6

(a) 'Agencies' refers to the number of agencies that were 'in scope'—that is, that should have been participating in the reference period.

(b) 'Valid consent' here refers to all forms with a valid statistical linkage key (see 'statistical linkage key' in the Glossary).

Note: Table based on forms returned from agencies in scope for the Client Collection during the reference period. Not all agencies funded under SAAP are required to participate in the Client Collection. For example, agencies that provide only support to other agencies or casual assistance lasting less than 1 hour on a given day and which is not of an ongoing nature are not required to participate in the collection. Consequently, some agencies funded under SAAP (see Chapter 2) are not included in this table.

Sources: SAAP Administrative Data and Client Collections.

A1.2 Additional counting rules

In the tables in this report, when counting clients or support periods in particular groups, the following rules have been used in addition to those outlined in Appendix 1, Section 1.4 of the national report.

Region

Six administrative regional classifications developed by the South Australian Department of Families and Communities are used in this report. The names of these regions are as follows:

- Metropolitan, Western – including the Local Government Areas of Charles Sturt, West Torrens, Port Adelaide, Enfield-Coast and Port;
- Metropolitan, Northern – including the Local Government Areas of Gawler, Playford, Salisbury, Tea Tree Gully, Port Adelaide, Enfield-East and Inner;
- Metropolitan, Eastern – including the Local Government Areas of Adelaide, Burnside, Cambelltown, Norwood, Payneham, Saint Peters, Prospect, Unley, Walkerville, Adelaide Hills-Central and Ranges;
- Metropolitan, Southern – including the Local Government Areas of Holdfast Bay, Marion, Mitcham, Onkaparinga;
- Country, North – including the Eyre, Mid-North, North and Far West, Wakefield regions; and
- Country, South – including the Hills Mallee and Southern, Riverland, and South East regions.

Appendix 2 SAAP NDCA Client Collection form



CLIENT FORM

JULY 2005 – JUNE 2006

* indicates questions that *require* the informed consent of the client.

AGENCY ID

SUPPORT PERIOD

Date commenced

D	D	M	M	Y	Y	Y	Y
<input type="text"/>	<input type="text"/>	<input type="text"/>	<input type="text"/>	<input type="text"/>	<input type="text"/>	<input type="text"/>	<input type="text"/>

Date finished

<input type="text"/>	<input type="text"/>	<input type="text"/>	<input type="text"/>	<input type="text"/>	<input type="text"/>	<input type="text"/>	<input type="text"/>
----------------------	----------------------	----------------------	----------------------	----------------------	----------------------	----------------------	----------------------

SUPPORT PERIOD ONGOING AT 30 JUNE 2006 Yes 1

CONSENT OBTAINED Yes 1 No 2

- Where a name is not long enough please fill in any remaining squares with a 2.
For example, a male client called Ng Tien will have the alpha code G2 IE2 M.
- Where a part of the name is missing or unknown please substitute a 9.
For example, a female client known to you only as Jane will have the code AN 999 F.
- Do not count hyphens, apostrophes, blank spaces or any other such character as a letter of the alphabet.

* **ALPHA CODE**

Letters of first name

<input type="text"/>	<input type="text"/>	<input type="text"/>	<input type="text"/>	<input type="text"/>	<input type="text"/>
1st	2nd	3rd	4th	5th	6th

Letters of last name

<input type="text"/>	<input type="text"/>	<input type="text"/>	<input type="text"/>	<input type="text"/>	<input type="text"/>
----------------------	----------------------	----------------------	----------------------	----------------------	----------------------

M/F for male or female

- Complete date as best you can.
- If day unknown, tick box "day unknown".
- If month unknown, tick box "month unknown".
- If year unknown, provide best estimate and tick box "estimated year".

* **DATE OF BIRTH OF CLIENT**

D	D	M	M	Y	Y	Y	Y
<input type="text"/>	<input type="text"/>	<input type="text"/>	<input type="text"/>	<input type="text"/>	<input type="text"/>	<input type="text"/>	<input type="text"/>
<input type="checkbox"/>	<input type="checkbox"/>	<input type="checkbox"/>	<input type="checkbox"/>	<input type="checkbox"/>	<input type="checkbox"/>	<input type="checkbox"/>	<input type="checkbox"/>
day unknown		month unknown		estimated year			

1 Sex of client

female 1
male 2

2 Person(s) receiving assistance

please tick one box only

WITH child(ren)

person with child(ren) 3
couple with child(ren) 4

WITHOUT child(ren)

person alone or with unrelated person(s) 1
couple without child(ren) 2

OTHER
please specify _____ 999

3 Source of referral/information

please tick one box only

self 13
family/friends 16
school/other education institution 2
community services department 3
police/legal unit/correction institution 17
health services 18
psychiatric unit 7
telephone/crisis referral agency 8
SAAP agency/worker 9
other government department 10
other non-government organisation 11
other (please specify) _____ 999
don't know/no information 0

IF CONSENT IS NOT OBTAINED PLEASE GO TO QUESTION 15

COMPLETED FORMS WILL BE KEPT STRICTLY CONFIDENTIAL

If you have any problems completing this form please telephone the SAAP NDCA hotline on 1800 627 191 or email ndca@aihw.gov.au

*** 4 Country of birth of client**

Australia 1

other (please specify) _____

*** 5 Does the client identify as being of Aboriginal or Torres Strait Islander origin?**

no 1

yes, Aboriginal 2

yes, Torres Strait Islander 3

yes, both 4

*** 6 Presenting reasons for seeking assistance**

please tick as many circles as apply

Interpersonal relationships

time out from family/other situation 2

relationship/family breakdown 3

interpersonal conflict 4

sexual abuse 7

domestic/family violence 6

physical/emotional abuse 5

Financial

gambling 20

budgeting problems 23

rent too high 24

other financial difficulty 21

Accommodation

overcrowding issues 27

eviction/asked to leave 25

emergency accommodation ended 11

previous accommodation ended 26

Health

mental health issues 28

problematic drug/alcohol/substance use 10

psychiatric illness 13

other health issues 29

Other reasons

gay/lesbian/transgender issues 30

recently left institution 12

recent arrival to area with no means of support 14

itinerant 15

other (please specify) _____ 999

don't know/no information 0

*** 7 Main presenting reason for seeking assistance**

please write only ONE code number from Question 6

eg 0 2 7

--	--	--

*** 8 Main income source before and after support**

please tick one box only in each column

Before	After
--------	-------

No income

no income 1

registered/awaiting benefit 2

Government payments

newstart 4

youth allowance 33

community development employment project (CDEP) 8

ABSTUDY 31

Austudy payment for students aged 25 years and over 28

disability support pension 12

age pension 13

parenting payment 34

DVA payment (pension or support) 35

other type of allowance or benefit 36

Other income

workcover/compensation 19

maintenance/child support 20

wages/salary/own business 21

spouse/partner's income 22

other (please specify) _____ 999

client left without providing any information 98

don't know 99

*** 9 Labour force status before and after support**

please tick one box only in each column

Before	After
--------	-------

employed full time (35 hours per week or more) 1

employed part time (less than 35 hours per week) 2

unemployed (looking for work) 4

not in labour force (see manual) 5

client left without providing any information 98

don't know 99

*** 10 Student status before and after support**

please tick one box only in each column

Before	After
--------	-------

not a student 1

primary/secondary school student 2

post-secondary student/employment training 3

client left without providing any information 98

don't know 99

COMPLETED FORMS WILL BE KEPT STRICTLY CONFIDENTIAL

If you have any problems completing this form please telephone the SAAP NDCA hotline on 1800 627 191 or email ndca@aihw.gov.au

*** 11 Type of house/dwelling immediately before and after this support period**

please tick one box only in each column

Before **After**

Improvised dwelling/sleeping rough

- improvised dwelling/car/tent/squat 1
 street/park/in the open 2

House/dwelling

- house/flat 3
 caravan 4
 boarding/rooming house 5
 hostel/hotel/motel 6

Institutional setting

- hospital 7
 psychiatric institution 8
 prison/youth training centre 9
 other institutional setting 10
 client left without providing any information 98
 don't know 99

*** 12 Type of tenure (legal right to occupy a dwelling) immediately before and after this support period**

please tick one box only in each column

Before **After**

SAAP/CAP funded accommodation

- SAAP/CAP crisis/short term accommodation (including THM crisis) 1
 SAAP/CAP medium/long term accommodation 2
 other SAAP/CAP funded accommodation (eg hostel, motel etc) 3

No tenure

- institutional setting 4
 improvised dwelling/sleeping rough 5
 other (no tenure) (please specify) 6

Tenure

- purchasing/purchased own home 7
 private rental 8
 public housing rental 9
 community housing rental (including THM transitional) 10
 rent-free accommodation 11
 boarding 12
 client left without providing any information 98
 don't know 99

*** 13 Who was the client living with immediately before and after this support period?**

please tick one box only in each column

Before **After**

- alone 10
 with both parents 1
 with one parent and parent's spouse/partner 2
 with one parent 3
 with foster family 4
 with relatives/friends temporary 16
 with relatives/friends long-term 17
 with spouse/partner 7
 with spouse/partner and child(ren) 8
 alone with child(ren) 9
 living with other unrelated persons 13
 other (please specify) _____ 999
 client left without providing any information 98
 don't know 99

*** 14 Location of client's last home**

suburb/town
 state
 postcode
 overseas 9998
 don't know/no information 0

15 Was a case management plan agreed to by the end of the support period?

please tick one box only

- yes 1 **Go to question 16**
 no, client did not agree to one 4 **Go to question 17**
 no, support period too short 5 **Go to question 17**
 no, other (please specify) _____ 6 **Go to question 17**

16 To what extent were the client's case management goals achieved by the end of the support period?

please tick one box only

- not at all 1
 some 2
 most 3
 all 4

COMPLETED FORMS WILL BE KEPT STRICTLY CONFIDENTIAL

If you have any problems completing this form please telephone the SAAP NDCA hotline on 1800 627 191 or email ndca@aihw.gov.au

17 Support to client

please tick as many circles as apply

	Needs identified by worker	Provided	Referral arranged	
Housing/accommodation				
SAAP/CAP accommodation (including THMs and other SAAP managed properties)	<input type="radio"/>	<input type="radio"/>	<input type="radio"/>	43
assistance to obtain/maintain short-term accommodation	<input type="radio"/>	<input type="radio"/>	<input type="radio"/>	39
assistance to obtain/maintain medium-term accommodation	<input type="radio"/>	<input type="radio"/>	<input type="radio"/>	49
assistance to obtain/maintain independent housing	<input type="radio"/>	<input type="radio"/>	<input type="radio"/>	42
Financial/employment				
assistance to obtain/maintain government allowance	<input type="radio"/>	<input type="radio"/>	<input type="radio"/>	37
employment and training assistance	<input type="radio"/>	<input type="radio"/>	<input type="radio"/>	5
financial assistance/material aid	<input type="radio"/>	<input type="radio"/>	<input type="radio"/>	6
financial counselling and support	<input type="radio"/>	<input type="radio"/>	<input type="radio"/>	7
Personal support				
incest/sexual assault support	<input type="radio"/>	<input type="radio"/>	<input type="radio"/>	45
domestic/family violence support	<input type="radio"/>	<input type="radio"/>	<input type="radio"/>	46
family/relationship support	<input type="radio"/>	<input type="radio"/>	<input type="radio"/>	47
emotional support	<input type="radio"/>	<input type="radio"/>	<input type="radio"/>	48
assistance with problem gambling	<input type="radio"/>	<input type="radio"/>	<input type="radio"/>	36
General support/advocacy				
living skills/personal development	<input type="radio"/>	<input type="radio"/>	<input type="radio"/>	14
assistance with legal issues/court support	<input type="radio"/>	<input type="radio"/>	<input type="radio"/>	25
advice/information	<input type="radio"/>	<input type="radio"/>	<input type="radio"/>	27
retrieval/storage/removal of personal belongings	<input type="radio"/>	<input type="radio"/>	<input type="radio"/>	29
advocacy/liaison on behalf of client	<input type="radio"/>	<input type="radio"/>	<input type="radio"/>	30
Specialist services				
psychological services	<input type="radio"/>	<input type="radio"/>	<input type="radio"/>	12
specialist counselling services	<input type="radio"/>	<input type="radio"/>	<input type="radio"/>	44
psychiatric services	<input type="radio"/>	<input type="radio"/>	<input type="radio"/>	13
pregnancy support	<input type="radio"/>	<input type="radio"/>	<input type="radio"/>	33
family planning support	<input type="radio"/>	<input type="radio"/>	<input type="radio"/>	34
drug/alcohol support or intervention	<input type="radio"/>	<input type="radio"/>	<input type="radio"/>	16
physical disability services	<input type="radio"/>	<input type="radio"/>	<input type="radio"/>	17
intellectual disability services	<input type="radio"/>	<input type="radio"/>	<input type="radio"/>	18
culturally specific services	<input type="radio"/>	<input type="radio"/>	<input type="radio"/>	19
interpreter services	<input type="radio"/>	<input type="radio"/>	<input type="radio"/>	20
assistance with immigration services	<input type="radio"/>	<input type="radio"/>	<input type="radio"/>	38
health/medical services	<input type="radio"/>	<input type="radio"/>	<input type="radio"/>	26
Basic support				
meals	<input type="radio"/>	<input type="radio"/>	<input type="radio"/>	21
laundry/shower facilities	<input type="radio"/>	<input type="radio"/>	<input type="radio"/>	22
recreation	<input type="radio"/>	<input type="radio"/>	<input type="radio"/>	23
transport	<input type="radio"/>	<input type="radio"/>	<input type="radio"/>	24
other (please specify) _____	<input type="radio"/>	<input type="radio"/>	<input type="radio"/>	999
other (please specify) _____	<input type="radio"/>	<input type="radio"/>	<input type="radio"/>	998

COMPLETED FORMS WILL BE KEPT STRICTLY CONFIDENTIAL

If you have any problems completing this form please telephone the SAAP NDCA hotline on 1800 627 191 or email ndca@aihw.gov.au

18 If SAAP/CAP accommodation was provided (including THMs and other SAAP managed properties) please provide details

Note: If the client had more than 12 accommodation periods in this support period, you should photocopy a blank copy of this page, complete details, and staple it to this page.

1 Type of accommodation
please tick one box only

crisis/short term 7
 medium/long term 8
 other SAAP 9

Date of accommodation
please complete all boxes

D	D	M	M	Y	Y	Y	Y
Start							
Finish							

7 Type of accommodation
please tick one box only

crisis/short term 7
 medium/long term 8
 other SAAP 9

Date of accommodation
please complete all boxes

D	D	M	M	Y	Y	Y	Y
Start							
Finish							

2 Type of accommodation
please tick one box only

crisis/short term 7
 medium/long term 8
 other SAAP 9

Date of accommodation
please complete all boxes

D	D	M	M	Y	Y	Y	Y
Start							
Finish							

8 Type of accommodation
please tick one box only

crisis/short term 7
 medium/long term 8
 other SAAP 9

Date of accommodation
please complete all boxes

D	D	M	M	Y	Y	Y	Y
Start							
Finish							

3 Type of accommodation
please tick one box only

crisis/short term 7
 medium/long term 8
 other SAAP 9

Date of accommodation
please complete all boxes

D	D	M	M	Y	Y	Y	Y
Start							
Finish							

9 Type of accommodation
please tick one box only

crisis/short term 7
 medium/long term 8
 other SAAP 9

Date of accommodation
please complete all boxes

D	D	M	M	Y	Y	Y	Y
Start							
Finish							

4 Type of accommodation
please tick one box only

crisis/short term 7
 medium/long term 8
 other SAAP 9

Date of accommodation
please complete all boxes

D	D	M	M	Y	Y	Y	Y
Start							
Finish							

10 Type of accommodation
please tick one box only

crisis/short term 7
 medium/long term 8
 other SAAP 9

Date of accommodation
please complete all boxes

D	D	M	M	Y	Y	Y	Y
Start							
Finish							

5 Type of accommodation
please tick one box only

crisis/short term 7
 medium/long term 8
 other SAAP 9

Date of accommodation
please complete all boxes

D	D	M	M	Y	Y	Y	Y
Start							
Finish							

11 Type of accommodation
please tick one box only

crisis/short term 7
 medium/long term 8
 other SAAP 9

Date of accommodation
please complete all boxes

D	D	M	M	Y	Y	Y	Y
Start							
Finish							

6 Type of accommodation
please tick one box only

crisis/short term 7
 medium/long term 8
 other SAAP 9

Date of accommodation
please complete all boxes

D	D	M	M	Y	Y	Y	Y
Start							
Finish							

12 Type of accommodation
please tick one box only

crisis/short term 7
 medium/long term 8
 other SAAP 9

Date of accommodation
please complete all boxes

D	D	M	M	Y	Y	Y	Y
Start							
Finish							

COMPLETED FORMS WILL BE KEPT STRICTLY CONFIDENTIAL

If you have any problems completing this form please telephone the SAAP NDCA hotline on 1800 627 191 or email ndca@aihw.gov.au

- Accompanying children should be recorded on only one of the parent/guardian forms
- Complete a separate client form for each child aged 18 years and over

*** 19 ALPHA CODE FOR ACCOMPANYING CHILD(REN)**

- For short names fill in with 2's.
- For missing names fill in with 9's.

*** DATE OF BIRTH OF CHILD(REN)**

- Complete date as best you can.
- If day unknown, tick box "day unknown".
- If month unknown, tick box "month unknown".
- If year unknown, provide best estimate and tick box "estimated year".

Letters of first name

1st	2nd	3rd	4th	5th	6th

Letters of last name

--	--	--	--	--	--

 M/F for male or female

D D M M Y Y Y Y

<input type="checkbox"/>	<input type="checkbox"/>	<input type="checkbox"/>	<input type="checkbox"/>	<input type="checkbox"/>	<input type="checkbox"/>	<input type="checkbox"/>	<input type="checkbox"/>
day unknown	month unknown	estimated year					

Letters of first name

1st	2nd	3rd	4th	5th	6th

Letters of last name

--	--	--	--	--	--

 M/F for male or female

D D M M Y Y Y Y

<input type="checkbox"/>	<input type="checkbox"/>	<input type="checkbox"/>	<input type="checkbox"/>	<input type="checkbox"/>	<input type="checkbox"/>	<input type="checkbox"/>	<input type="checkbox"/>
day unknown	month unknown	estimated year					

20 Sex of child(ren)

female 1
male 2

female 1
male 2

*** 21 Country of birth of the child(ren)**

Australia 1
other (please specify)

Australia 1
other (please specify)

*** 22 Is the child of Aboriginal or Torres Strait Islander origin?**

no 1
yes, Aboriginal 2
yes, Torres Strait Islander 3
yes, both 4

no 1
yes, Aboriginal 2
yes, Torres Strait Islander 3
yes, both 4

23 Support to child(ren)

no assistance 1

1

1

Indicate above if no assistance was given or tick as many circles below as apply

Accommodation

SAAP/CAP accommodation (including THMs and other SAAP managed properties)

Needs identified by worker	Provided	Referral arranged	
<input type="checkbox"/>	<input type="checkbox"/>	<input type="checkbox"/>	21

Needs identified by worker	Provided	Referral arranged	
<input type="checkbox"/>	<input type="checkbox"/>	<input type="checkbox"/>	21

School liaison/child care

school liaison
child care

<input type="checkbox"/>	<input type="checkbox"/>	<input type="checkbox"/>	4
<input type="checkbox"/>	<input type="checkbox"/>	<input type="checkbox"/>	3

<input type="checkbox"/>	<input type="checkbox"/>	<input type="checkbox"/>	4
<input type="checkbox"/>	<input type="checkbox"/>	<input type="checkbox"/>	3

Personal support

help with behavioural problems
sexual/physical abuse support
skills education
structured play/skill development

<input type="checkbox"/>	<input type="checkbox"/>	<input type="checkbox"/>	1
<input type="checkbox"/>	<input type="checkbox"/>	<input type="checkbox"/>	24
<input type="checkbox"/>	<input type="checkbox"/>	<input type="checkbox"/>	17
<input type="checkbox"/>	<input type="checkbox"/>	<input type="checkbox"/>	22

<input type="checkbox"/>	<input type="checkbox"/>	<input type="checkbox"/>	1
<input type="checkbox"/>	<input type="checkbox"/>	<input type="checkbox"/>	24
<input type="checkbox"/>	<input type="checkbox"/>	<input type="checkbox"/>	17
<input type="checkbox"/>	<input type="checkbox"/>	<input type="checkbox"/>	22

General support/advocacy

access arrangements
advice/information
advocacy

<input type="checkbox"/>	<input type="checkbox"/>	<input type="checkbox"/>	5
<input type="checkbox"/>	<input type="checkbox"/>	<input type="checkbox"/>	15
<input type="checkbox"/>	<input type="checkbox"/>	<input type="checkbox"/>	18

<input type="checkbox"/>	<input type="checkbox"/>	<input type="checkbox"/>	5
<input type="checkbox"/>	<input type="checkbox"/>	<input type="checkbox"/>	15
<input type="checkbox"/>	<input type="checkbox"/>	<input type="checkbox"/>	18

Specialist services

specialist counselling
culturally specific services
health/medical services

<input type="checkbox"/>	<input type="checkbox"/>	<input type="checkbox"/>	23
<input type="checkbox"/>	<input type="checkbox"/>	<input type="checkbox"/>	10
<input type="checkbox"/>	<input type="checkbox"/>	<input type="checkbox"/>	19

<input type="checkbox"/>	<input type="checkbox"/>	<input type="checkbox"/>	23
<input type="checkbox"/>	<input type="checkbox"/>	<input type="checkbox"/>	10
<input type="checkbox"/>	<input type="checkbox"/>	<input type="checkbox"/>	19

Basic support

meals
showers/hygiene
recreation
transport

<input type="checkbox"/>	<input type="checkbox"/>	<input type="checkbox"/>	11
<input type="checkbox"/>	<input type="checkbox"/>	<input type="checkbox"/>	12
<input type="checkbox"/>	<input type="checkbox"/>	<input type="checkbox"/>	13
<input type="checkbox"/>	<input type="checkbox"/>	<input type="checkbox"/>	14

<input type="checkbox"/>	<input type="checkbox"/>	<input type="checkbox"/>	11
<input type="checkbox"/>	<input type="checkbox"/>	<input type="checkbox"/>	12
<input type="checkbox"/>	<input type="checkbox"/>	<input type="checkbox"/>	13
<input type="checkbox"/>	<input type="checkbox"/>	<input type="checkbox"/>	14

other (please specify) _____ 999

<input type="checkbox"/>	<input type="checkbox"/>	<input type="checkbox"/>	999
--------------------------	--------------------------	--------------------------	-----

other (please specify) _____ 999

other (please specify) _____ 998

<input type="checkbox"/>	<input type="checkbox"/>	<input type="checkbox"/>	998
--------------------------	--------------------------	--------------------------	-----

other (please specify) _____ 998

COMPLETED FORMS WILL BE KEPT STRICTLY CONFIDENTIAL

If you have any problems completing this form please telephone the SAAP NDCA hotline on 1800 627 191 or email ndca@aihw.gov.au

Note: If the client had more than 5 accompanying children in a support period, you should photocopy a blank copy of this page, complete details, and staple it to this page.

Letters of first name	Letters of last name	M/F for male or female																																																																																																																																																																																																																																																
<table border="1"> <tr><td>1st</td><td>2nd</td><td>3rd</td><td>4th</td><td>5th</td><td>6th</td></tr> <tr><td><input type="text"/></td><td><input type="text"/></td><td><input type="text"/></td><td><input type="text"/></td><td><input type="text"/></td><td><input type="text"/></td></tr> </table>	1st	2nd	3rd	4th	5th	6th	<input type="text"/>	<input type="text"/>	<input type="text"/>	<input type="text"/>	<input type="text"/>	<input type="text"/>	<table border="1"> <tr><td>1st</td><td>2nd</td><td>3rd</td><td>4th</td><td>5th</td><td>6th</td></tr> <tr><td><input type="text"/></td><td><input type="text"/></td><td><input type="text"/></td><td><input type="text"/></td><td><input type="text"/></td><td><input type="text"/></td></tr> </table>	1st	2nd	3rd	4th	5th	6th	<input type="text"/>	<input type="text"/>	<input type="text"/>	<input type="text"/>	<input type="text"/>	<input type="text"/>	<input type="checkbox"/> M <input type="checkbox"/> F																																																																																																																																																																																																																								
1st	2nd	3rd	4th	5th	6th																																																																																																																																																																																																																																													
<input type="text"/>	<input type="text"/>	<input type="text"/>	<input type="text"/>	<input type="text"/>	<input type="text"/>																																																																																																																																																																																																																																													
1st	2nd	3rd	4th	5th	6th																																																																																																																																																																																																																																													
<input type="text"/>	<input type="text"/>	<input type="text"/>	<input type="text"/>	<input type="text"/>	<input type="text"/>																																																																																																																																																																																																																																													
<table border="1"> <tr><td>D</td><td>D</td><td>M</td><td>M</td><td>Y</td><td>Y</td><td>Y</td><td>Y</td></tr> <tr><td><input type="text"/></td><td><input type="text"/></td><td><input type="text"/></td><td><input type="text"/></td><td><input type="text"/></td><td><input type="text"/></td><td><input type="text"/></td><td><input type="text"/></td></tr> <tr><td><input type="checkbox"/></td><td><input type="checkbox"/></td><td><input type="checkbox"/></td><td><input type="checkbox"/></td><td><input type="checkbox"/></td><td><input type="checkbox"/></td><td><input type="checkbox"/></td><td><input type="checkbox"/></td></tr> <tr><td>day unknown</td><td>month unknown</td><td colspan="2">estimated year</td><td></td><td></td><td></td><td></td></tr> </table>	D	D	M	M	Y	Y	Y	Y	<input type="text"/>	<input type="text"/>	<input type="text"/>	<input type="text"/>	<input type="text"/>	<input type="text"/>	<input type="text"/>	<input type="text"/>	<input type="checkbox"/>	<input type="checkbox"/>	<input type="checkbox"/>	<input type="checkbox"/>	<input type="checkbox"/>	<input type="checkbox"/>	<input type="checkbox"/>	<input type="checkbox"/>	day unknown	month unknown	estimated year						<table border="1"> <tr><td>D</td><td>D</td><td>M</td><td>M</td><td>Y</td><td>Y</td><td>Y</td><td>Y</td></tr> <tr><td><input type="text"/></td><td><input type="text"/></td><td><input type="text"/></td><td><input type="text"/></td><td><input type="text"/></td><td><input type="text"/></td><td><input type="text"/></td><td><input type="text"/></td></tr> <tr><td><input type="checkbox"/></td><td><input type="checkbox"/></td><td><input type="checkbox"/></td><td><input type="checkbox"/></td><td><input type="checkbox"/></td><td><input type="checkbox"/></td><td><input type="checkbox"/></td><td><input type="checkbox"/></td></tr> <tr><td>day unknown</td><td>month unknown</td><td colspan="2">estimated year</td><td></td><td></td><td></td><td></td></tr> </table>	D	D	M	M	Y	Y	Y	Y	<input type="text"/>	<input type="text"/>	<input type="text"/>	<input type="text"/>	<input type="text"/>	<input type="text"/>	<input type="text"/>	<input type="text"/>	<input type="checkbox"/>	<input type="checkbox"/>	<input type="checkbox"/>	<input type="checkbox"/>	<input type="checkbox"/>	<input type="checkbox"/>	<input type="checkbox"/>	<input type="checkbox"/>	day unknown	month unknown	estimated year						<table border="1"> <tr><td>D</td><td>D</td><td>M</td><td>M</td><td>Y</td><td>Y</td><td>Y</td><td>Y</td></tr> <tr><td><input type="text"/></td><td><input type="text"/></td><td><input type="text"/></td><td><input type="text"/></td><td><input type="text"/></td><td><input type="text"/></td><td><input type="text"/></td><td><input type="text"/></td></tr> <tr><td><input type="checkbox"/></td><td><input type="checkbox"/></td><td><input type="checkbox"/></td><td><input type="checkbox"/></td><td><input type="checkbox"/></td><td><input type="checkbox"/></td><td><input type="checkbox"/></td><td><input type="checkbox"/></td></tr> <tr><td>day unknown</td><td>month unknown</td><td colspan="2">estimated year</td><td></td><td></td><td></td><td></td></tr> </table>	D	D	M	M	Y	Y	Y	Y	<input type="text"/>	<input type="text"/>	<input type="text"/>	<input type="text"/>	<input type="text"/>	<input type="text"/>	<input type="text"/>	<input type="text"/>	<input type="checkbox"/>	<input type="checkbox"/>	<input type="checkbox"/>	<input type="checkbox"/>	<input type="checkbox"/>	<input type="checkbox"/>	<input type="checkbox"/>	<input type="checkbox"/>	day unknown	month unknown	estimated year																																																																																																																																																					
D	D	M	M	Y	Y	Y	Y																																																																																																																																																																																																																																											
<input type="text"/>	<input type="text"/>	<input type="text"/>	<input type="text"/>	<input type="text"/>	<input type="text"/>	<input type="text"/>	<input type="text"/>																																																																																																																																																																																																																																											
<input type="checkbox"/>	<input type="checkbox"/>	<input type="checkbox"/>	<input type="checkbox"/>	<input type="checkbox"/>	<input type="checkbox"/>	<input type="checkbox"/>	<input type="checkbox"/>																																																																																																																																																																																																																																											
day unknown	month unknown	estimated year																																																																																																																																																																																																																																																
D	D	M	M	Y	Y	Y	Y																																																																																																																																																																																																																																											
<input type="text"/>	<input type="text"/>	<input type="text"/>	<input type="text"/>	<input type="text"/>	<input type="text"/>	<input type="text"/>	<input type="text"/>																																																																																																																																																																																																																																											
<input type="checkbox"/>	<input type="checkbox"/>	<input type="checkbox"/>	<input type="checkbox"/>	<input type="checkbox"/>	<input type="checkbox"/>	<input type="checkbox"/>	<input type="checkbox"/>																																																																																																																																																																																																																																											
day unknown	month unknown	estimated year																																																																																																																																																																																																																																																
D	D	M	M	Y	Y	Y	Y																																																																																																																																																																																																																																											
<input type="text"/>	<input type="text"/>	<input type="text"/>	<input type="text"/>	<input type="text"/>	<input type="text"/>	<input type="text"/>	<input type="text"/>																																																																																																																																																																																																																																											
<input type="checkbox"/>	<input type="checkbox"/>	<input type="checkbox"/>	<input type="checkbox"/>	<input type="checkbox"/>	<input type="checkbox"/>	<input type="checkbox"/>	<input type="checkbox"/>																																																																																																																																																																																																																																											
day unknown	month unknown	estimated year																																																																																																																																																																																																																																																
female <input type="checkbox"/> 1 male <input type="checkbox"/> 2	female <input type="checkbox"/> 1 male <input type="checkbox"/> 2	female <input type="checkbox"/> 1 male <input type="checkbox"/> 2																																																																																																																																																																																																																																																
Australia <input type="checkbox"/> 1 other (please specify) <input type="text"/>	Australia <input type="checkbox"/> 1 other (please specify) <input type="text"/>	Australia <input type="checkbox"/> 1 other (please specify) <input type="text"/>																																																																																																																																																																																																																																																
no <input type="checkbox"/> 1 yes, Aboriginal <input type="checkbox"/> 2 yes, Torres Strait Islander <input type="checkbox"/> 3 yes, both <input type="checkbox"/> 4	no <input type="checkbox"/> 1 yes, Aboriginal <input type="checkbox"/> 2 yes, Torres Strait Islander <input type="checkbox"/> 3 yes, both <input type="checkbox"/> 4	no <input type="checkbox"/> 1 yes, Aboriginal <input type="checkbox"/> 2 yes, Torres Strait Islander <input type="checkbox"/> 3 yes, both <input type="checkbox"/> 4																																																																																																																																																																																																																																																
<input type="checkbox"/> 1	<input type="checkbox"/> 1	<input type="checkbox"/> 1																																																																																																																																																																																																																																																
<table border="1"> <thead> <tr> <th style="background-color: #003366; color: white;">Needs identified by worker</th> <th style="background-color: #003366; color: white;">Provided</th> <th style="background-color: #003366; color: white;">Referral arranged</th> <th></th> </tr> </thead> <tbody> <tr><td><input type="checkbox"/></td><td><input type="checkbox"/></td><td><input type="checkbox"/></td><td>21</td></tr> <tr><td><input type="checkbox"/></td><td><input type="checkbox"/></td><td><input type="checkbox"/></td><td>4</td></tr> <tr><td><input type="checkbox"/></td><td><input type="checkbox"/></td><td><input type="checkbox"/></td><td>3</td></tr> <tr><td><input type="checkbox"/></td><td><input type="checkbox"/></td><td><input type="checkbox"/></td><td>1</td></tr> <tr><td><input type="checkbox"/></td><td><input type="checkbox"/></td><td><input type="checkbox"/></td><td>24</td></tr> <tr><td><input type="checkbox"/></td><td><input type="checkbox"/></td><td><input type="checkbox"/></td><td>17</td></tr> <tr><td><input type="checkbox"/></td><td><input type="checkbox"/></td><td><input type="checkbox"/></td><td>22</td></tr> <tr><td><input type="checkbox"/></td><td><input type="checkbox"/></td><td><input type="checkbox"/></td><td>5</td></tr> <tr><td><input type="checkbox"/></td><td><input type="checkbox"/></td><td><input type="checkbox"/></td><td>15</td></tr> <tr><td><input type="checkbox"/></td><td><input type="checkbox"/></td><td><input type="checkbox"/></td><td>18</td></tr> <tr><td><input type="checkbox"/></td><td><input type="checkbox"/></td><td><input type="checkbox"/></td><td>23</td></tr> <tr><td><input type="checkbox"/></td><td><input type="checkbox"/></td><td><input type="checkbox"/></td><td>10</td></tr> <tr><td><input type="checkbox"/></td><td><input type="checkbox"/></td><td><input type="checkbox"/></td><td>19</td></tr> <tr><td><input type="checkbox"/></td><td><input type="checkbox"/></td><td><input type="checkbox"/></td><td>11</td></tr> <tr><td><input type="checkbox"/></td><td><input type="checkbox"/></td><td><input type="checkbox"/></td><td>12</td></tr> <tr><td><input type="checkbox"/></td><td><input type="checkbox"/></td><td><input type="checkbox"/></td><td>13</td></tr> <tr><td><input type="checkbox"/></td><td><input type="checkbox"/></td><td><input type="checkbox"/></td><td>14</td></tr> <tr><td><input type="checkbox"/></td><td><input type="checkbox"/></td><td><input type="checkbox"/></td><td>999</td></tr> <tr><td><input type="checkbox"/></td><td><input type="checkbox"/></td><td><input type="checkbox"/></td><td>998</td></tr> </tbody> </table>	Needs identified by worker	Provided	Referral arranged		<input type="checkbox"/>	<input type="checkbox"/>	<input type="checkbox"/>	21	<input type="checkbox"/>	<input type="checkbox"/>	<input type="checkbox"/>	4	<input type="checkbox"/>	<input type="checkbox"/>	<input type="checkbox"/>	3	<input type="checkbox"/>	<input type="checkbox"/>	<input type="checkbox"/>	1	<input type="checkbox"/>	<input type="checkbox"/>	<input type="checkbox"/>	24	<input type="checkbox"/>	<input type="checkbox"/>	<input type="checkbox"/>	17	<input type="checkbox"/>	<input type="checkbox"/>	<input type="checkbox"/>	22	<input type="checkbox"/>	<input type="checkbox"/>	<input type="checkbox"/>	5	<input type="checkbox"/>	<input type="checkbox"/>	<input type="checkbox"/>	15	<input type="checkbox"/>	<input type="checkbox"/>	<input type="checkbox"/>	18	<input type="checkbox"/>	<input type="checkbox"/>	<input type="checkbox"/>	23	<input type="checkbox"/>	<input type="checkbox"/>	<input type="checkbox"/>	10	<input type="checkbox"/>	<input type="checkbox"/>	<input type="checkbox"/>	19	<input type="checkbox"/>	<input type="checkbox"/>	<input type="checkbox"/>	11	<input type="checkbox"/>	<input type="checkbox"/>	<input type="checkbox"/>	12	<input type="checkbox"/>	<input type="checkbox"/>	<input type="checkbox"/>	13	<input type="checkbox"/>	<input type="checkbox"/>	<input type="checkbox"/>	14	<input type="checkbox"/>	<input type="checkbox"/>	<input type="checkbox"/>	999	<input type="checkbox"/>	<input type="checkbox"/>	<input type="checkbox"/>	998	<table border="1"> <thead> <tr> <th style="background-color: #003366; color: white;">Needs identified by worker</th> <th style="background-color: #003366; color: white;">Provided</th> <th style="background-color: #003366; color: white;">Referral arranged</th> <th></th> </tr> </thead> <tbody> <tr><td><input type="checkbox"/></td><td><input type="checkbox"/></td><td><input type="checkbox"/></td><td>21</td></tr> <tr><td><input type="checkbox"/></td><td><input type="checkbox"/></td><td><input type="checkbox"/></td><td>4</td></tr> <tr><td><input type="checkbox"/></td><td><input type="checkbox"/></td><td><input type="checkbox"/></td><td>3</td></tr> <tr><td><input type="checkbox"/></td><td><input type="checkbox"/></td><td><input type="checkbox"/></td><td>1</td></tr> <tr><td><input type="checkbox"/></td><td><input type="checkbox"/></td><td><input type="checkbox"/></td><td>24</td></tr> <tr><td><input type="checkbox"/></td><td><input type="checkbox"/></td><td><input type="checkbox"/></td><td>17</td></tr> <tr><td><input type="checkbox"/></td><td><input type="checkbox"/></td><td><input type="checkbox"/></td><td>22</td></tr> <tr><td><input type="checkbox"/></td><td><input type="checkbox"/></td><td><input type="checkbox"/></td><td>5</td></tr> <tr><td><input type="checkbox"/></td><td><input type="checkbox"/></td><td><input type="checkbox"/></td><td>15</td></tr> <tr><td><input type="checkbox"/></td><td><input type="checkbox"/></td><td><input type="checkbox"/></td><td>18</td></tr> <tr><td><input type="checkbox"/></td><td><input type="checkbox"/></td><td><input type="checkbox"/></td><td>23</td></tr> <tr><td><input type="checkbox"/></td><td><input type="checkbox"/></td><td><input type="checkbox"/></td><td>10</td></tr> <tr><td><input type="checkbox"/></td><td><input type="checkbox"/></td><td><input type="checkbox"/></td><td>19</td></tr> <tr><td><input type="checkbox"/></td><td><input type="checkbox"/></td><td><input type="checkbox"/></td><td>11</td></tr> <tr><td><input type="checkbox"/></td><td><input type="checkbox"/></td><td><input type="checkbox"/></td><td>12</td></tr> <tr><td><input type="checkbox"/></td><td><input type="checkbox"/></td><td><input type="checkbox"/></td><td>13</td></tr> <tr><td><input type="checkbox"/></td><td><input type="checkbox"/></td><td><input type="checkbox"/></td><td>14</td></tr> <tr><td><input type="checkbox"/></td><td><input type="checkbox"/></td><td><input type="checkbox"/></td><td>999</td></tr> <tr><td><input type="checkbox"/></td><td><input type="checkbox"/></td><td><input type="checkbox"/></td><td>998</td></tr> </tbody> </table>	Needs identified by worker	Provided	Referral arranged		<input type="checkbox"/>	<input type="checkbox"/>	<input type="checkbox"/>	21	<input type="checkbox"/>	<input type="checkbox"/>	<input type="checkbox"/>	4	<input type="checkbox"/>	<input type="checkbox"/>	<input type="checkbox"/>	3	<input type="checkbox"/>	<input type="checkbox"/>	<input type="checkbox"/>	1	<input type="checkbox"/>	<input type="checkbox"/>	<input type="checkbox"/>	24	<input type="checkbox"/>	<input type="checkbox"/>	<input type="checkbox"/>	17	<input type="checkbox"/>	<input type="checkbox"/>	<input type="checkbox"/>	22	<input type="checkbox"/>	<input type="checkbox"/>	<input type="checkbox"/>	5	<input type="checkbox"/>	<input type="checkbox"/>	<input type="checkbox"/>	15	<input type="checkbox"/>	<input type="checkbox"/>	<input type="checkbox"/>	18	<input type="checkbox"/>	<input type="checkbox"/>	<input type="checkbox"/>	23	<input type="checkbox"/>	<input type="checkbox"/>	<input type="checkbox"/>	10	<input type="checkbox"/>	<input type="checkbox"/>	<input type="checkbox"/>	19	<input type="checkbox"/>	<input type="checkbox"/>	<input type="checkbox"/>	11	<input type="checkbox"/>	<input type="checkbox"/>	<input type="checkbox"/>	12	<input type="checkbox"/>	<input type="checkbox"/>	<input type="checkbox"/>	13	<input type="checkbox"/>	<input type="checkbox"/>	<input type="checkbox"/>	14	<input type="checkbox"/>	<input type="checkbox"/>	<input type="checkbox"/>	999	<input type="checkbox"/>	<input type="checkbox"/>	<input type="checkbox"/>	998	<table border="1"> <thead> <tr> <th style="background-color: #003366; color: white;">Needs identified by worker</th> <th style="background-color: #003366; color: white;">Provided</th> <th style="background-color: #003366; color: white;">Referral arranged</th> <th></th> </tr> </thead> <tbody> <tr><td><input type="checkbox"/></td><td><input type="checkbox"/></td><td><input type="checkbox"/></td><td>21</td></tr> <tr><td><input type="checkbox"/></td><td><input type="checkbox"/></td><td><input type="checkbox"/></td><td>4</td></tr> <tr><td><input type="checkbox"/></td><td><input type="checkbox"/></td><td><input type="checkbox"/></td><td>3</td></tr> <tr><td><input type="checkbox"/></td><td><input type="checkbox"/></td><td><input type="checkbox"/></td><td>1</td></tr> <tr><td><input type="checkbox"/></td><td><input type="checkbox"/></td><td><input type="checkbox"/></td><td>24</td></tr> <tr><td><input type="checkbox"/></td><td><input type="checkbox"/></td><td><input type="checkbox"/></td><td>17</td></tr> <tr><td><input type="checkbox"/></td><td><input type="checkbox"/></td><td><input type="checkbox"/></td><td>22</td></tr> <tr><td><input type="checkbox"/></td><td><input type="checkbox"/></td><td><input type="checkbox"/></td><td>5</td></tr> <tr><td><input type="checkbox"/></td><td><input type="checkbox"/></td><td><input type="checkbox"/></td><td>15</td></tr> <tr><td><input type="checkbox"/></td><td><input type="checkbox"/></td><td><input type="checkbox"/></td><td>18</td></tr> <tr><td><input type="checkbox"/></td><td><input type="checkbox"/></td><td><input type="checkbox"/></td><td>23</td></tr> <tr><td><input type="checkbox"/></td><td><input type="checkbox"/></td><td><input type="checkbox"/></td><td>10</td></tr> <tr><td><input type="checkbox"/></td><td><input type="checkbox"/></td><td><input type="checkbox"/></td><td>19</td></tr> <tr><td><input type="checkbox"/></td><td><input type="checkbox"/></td><td><input type="checkbox"/></td><td>11</td></tr> <tr><td><input type="checkbox"/></td><td><input type="checkbox"/></td><td><input type="checkbox"/></td><td>12</td></tr> <tr><td><input type="checkbox"/></td><td><input type="checkbox"/></td><td><input type="checkbox"/></td><td>13</td></tr> <tr><td><input type="checkbox"/></td><td><input type="checkbox"/></td><td><input type="checkbox"/></td><td>14</td></tr> <tr><td><input type="checkbox"/></td><td><input type="checkbox"/></td><td><input type="checkbox"/></td><td>999</td></tr> <tr><td><input type="checkbox"/></td><td><input type="checkbox"/></td><td><input type="checkbox"/></td><td>998</td></tr> </tbody> </table>	Needs identified by worker	Provided	Referral arranged		<input type="checkbox"/>	<input type="checkbox"/>	<input type="checkbox"/>	21	<input type="checkbox"/>	<input type="checkbox"/>	<input type="checkbox"/>	4	<input type="checkbox"/>	<input type="checkbox"/>	<input type="checkbox"/>	3	<input type="checkbox"/>	<input type="checkbox"/>	<input type="checkbox"/>	1	<input type="checkbox"/>	<input type="checkbox"/>	<input type="checkbox"/>	24	<input type="checkbox"/>	<input type="checkbox"/>	<input type="checkbox"/>	17	<input type="checkbox"/>	<input type="checkbox"/>	<input type="checkbox"/>	22	<input type="checkbox"/>	<input type="checkbox"/>	<input type="checkbox"/>	5	<input type="checkbox"/>	<input type="checkbox"/>	<input type="checkbox"/>	15	<input type="checkbox"/>	<input type="checkbox"/>	<input type="checkbox"/>	18	<input type="checkbox"/>	<input type="checkbox"/>	<input type="checkbox"/>	23	<input type="checkbox"/>	<input type="checkbox"/>	<input type="checkbox"/>	10	<input type="checkbox"/>	<input type="checkbox"/>	<input type="checkbox"/>	19	<input type="checkbox"/>	<input type="checkbox"/>	<input type="checkbox"/>	11	<input type="checkbox"/>	<input type="checkbox"/>	<input type="checkbox"/>	12	<input type="checkbox"/>	<input type="checkbox"/>	<input type="checkbox"/>	13	<input type="checkbox"/>	<input type="checkbox"/>	<input type="checkbox"/>	14	<input type="checkbox"/>	<input type="checkbox"/>	<input type="checkbox"/>	999	<input type="checkbox"/>	<input type="checkbox"/>	<input type="checkbox"/>	998
Needs identified by worker	Provided	Referral arranged																																																																																																																																																																																																																																																
<input type="checkbox"/>	<input type="checkbox"/>	<input type="checkbox"/>	21																																																																																																																																																																																																																																															
<input type="checkbox"/>	<input type="checkbox"/>	<input type="checkbox"/>	4																																																																																																																																																																																																																																															
<input type="checkbox"/>	<input type="checkbox"/>	<input type="checkbox"/>	3																																																																																																																																																																																																																																															
<input type="checkbox"/>	<input type="checkbox"/>	<input type="checkbox"/>	1																																																																																																																																																																																																																																															
<input type="checkbox"/>	<input type="checkbox"/>	<input type="checkbox"/>	24																																																																																																																																																																																																																																															
<input type="checkbox"/>	<input type="checkbox"/>	<input type="checkbox"/>	17																																																																																																																																																																																																																																															
<input type="checkbox"/>	<input type="checkbox"/>	<input type="checkbox"/>	22																																																																																																																																																																																																																																															
<input type="checkbox"/>	<input type="checkbox"/>	<input type="checkbox"/>	5																																																																																																																																																																																																																																															
<input type="checkbox"/>	<input type="checkbox"/>	<input type="checkbox"/>	15																																																																																																																																																																																																																																															
<input type="checkbox"/>	<input type="checkbox"/>	<input type="checkbox"/>	18																																																																																																																																																																																																																																															
<input type="checkbox"/>	<input type="checkbox"/>	<input type="checkbox"/>	23																																																																																																																																																																																																																																															
<input type="checkbox"/>	<input type="checkbox"/>	<input type="checkbox"/>	10																																																																																																																																																																																																																																															
<input type="checkbox"/>	<input type="checkbox"/>	<input type="checkbox"/>	19																																																																																																																																																																																																																																															
<input type="checkbox"/>	<input type="checkbox"/>	<input type="checkbox"/>	11																																																																																																																																																																																																																																															
<input type="checkbox"/>	<input type="checkbox"/>	<input type="checkbox"/>	12																																																																																																																																																																																																																																															
<input type="checkbox"/>	<input type="checkbox"/>	<input type="checkbox"/>	13																																																																																																																																																																																																																																															
<input type="checkbox"/>	<input type="checkbox"/>	<input type="checkbox"/>	14																																																																																																																																																																																																																																															
<input type="checkbox"/>	<input type="checkbox"/>	<input type="checkbox"/>	999																																																																																																																																																																																																																																															
<input type="checkbox"/>	<input type="checkbox"/>	<input type="checkbox"/>	998																																																																																																																																																																																																																																															
Needs identified by worker	Provided	Referral arranged																																																																																																																																																																																																																																																
<input type="checkbox"/>	<input type="checkbox"/>	<input type="checkbox"/>	21																																																																																																																																																																																																																																															
<input type="checkbox"/>	<input type="checkbox"/>	<input type="checkbox"/>	4																																																																																																																																																																																																																																															
<input type="checkbox"/>	<input type="checkbox"/>	<input type="checkbox"/>	3																																																																																																																																																																																																																																															
<input type="checkbox"/>	<input type="checkbox"/>	<input type="checkbox"/>	1																																																																																																																																																																																																																																															
<input type="checkbox"/>	<input type="checkbox"/>	<input type="checkbox"/>	24																																																																																																																																																																																																																																															
<input type="checkbox"/>	<input type="checkbox"/>	<input type="checkbox"/>	17																																																																																																																																																																																																																																															
<input type="checkbox"/>	<input type="checkbox"/>	<input type="checkbox"/>	22																																																																																																																																																																																																																																															
<input type="checkbox"/>	<input type="checkbox"/>	<input type="checkbox"/>	5																																																																																																																																																																																																																																															
<input type="checkbox"/>	<input type="checkbox"/>	<input type="checkbox"/>	15																																																																																																																																																																																																																																															
<input type="checkbox"/>	<input type="checkbox"/>	<input type="checkbox"/>	18																																																																																																																																																																																																																																															
<input type="checkbox"/>	<input type="checkbox"/>	<input type="checkbox"/>	23																																																																																																																																																																																																																																															
<input type="checkbox"/>	<input type="checkbox"/>	<input type="checkbox"/>	10																																																																																																																																																																																																																																															
<input type="checkbox"/>	<input type="checkbox"/>	<input type="checkbox"/>	19																																																																																																																																																																																																																																															
<input type="checkbox"/>	<input type="checkbox"/>	<input type="checkbox"/>	11																																																																																																																																																																																																																																															
<input type="checkbox"/>	<input type="checkbox"/>	<input type="checkbox"/>	12																																																																																																																																																																																																																																															
<input type="checkbox"/>	<input type="checkbox"/>	<input type="checkbox"/>	13																																																																																																																																																																																																																																															
<input type="checkbox"/>	<input type="checkbox"/>	<input type="checkbox"/>	14																																																																																																																																																																																																																																															
<input type="checkbox"/>	<input type="checkbox"/>	<input type="checkbox"/>	999																																																																																																																																																																																																																																															
<input type="checkbox"/>	<input type="checkbox"/>	<input type="checkbox"/>	998																																																																																																																																																																																																																																															
Needs identified by worker	Provided	Referral arranged																																																																																																																																																																																																																																																
<input type="checkbox"/>	<input type="checkbox"/>	<input type="checkbox"/>	21																																																																																																																																																																																																																																															
<input type="checkbox"/>	<input type="checkbox"/>	<input type="checkbox"/>	4																																																																																																																																																																																																																																															
<input type="checkbox"/>	<input type="checkbox"/>	<input type="checkbox"/>	3																																																																																																																																																																																																																																															
<input type="checkbox"/>	<input type="checkbox"/>	<input type="checkbox"/>	1																																																																																																																																																																																																																																															
<input type="checkbox"/>	<input type="checkbox"/>	<input type="checkbox"/>	24																																																																																																																																																																																																																																															
<input type="checkbox"/>	<input type="checkbox"/>	<input type="checkbox"/>	17																																																																																																																																																																																																																																															
<input type="checkbox"/>	<input type="checkbox"/>	<input type="checkbox"/>	22																																																																																																																																																																																																																																															
<input type="checkbox"/>	<input type="checkbox"/>	<input type="checkbox"/>	5																																																																																																																																																																																																																																															
<input type="checkbox"/>	<input type="checkbox"/>	<input type="checkbox"/>	15																																																																																																																																																																																																																																															
<input type="checkbox"/>	<input type="checkbox"/>	<input type="checkbox"/>	18																																																																																																																																																																																																																																															
<input type="checkbox"/>	<input type="checkbox"/>	<input type="checkbox"/>	23																																																																																																																																																																																																																																															
<input type="checkbox"/>	<input type="checkbox"/>	<input type="checkbox"/>	10																																																																																																																																																																																																																																															
<input type="checkbox"/>	<input type="checkbox"/>	<input type="checkbox"/>	19																																																																																																																																																																																																																																															
<input type="checkbox"/>	<input type="checkbox"/>	<input type="checkbox"/>	11																																																																																																																																																																																																																																															
<input type="checkbox"/>	<input type="checkbox"/>	<input type="checkbox"/>	12																																																																																																																																																																																																																																															
<input type="checkbox"/>	<input type="checkbox"/>	<input type="checkbox"/>	13																																																																																																																																																																																																																																															
<input type="checkbox"/>	<input type="checkbox"/>	<input type="checkbox"/>	14																																																																																																																																																																																																																																															
<input type="checkbox"/>	<input type="checkbox"/>	<input type="checkbox"/>	999																																																																																																																																																																																																																																															
<input type="checkbox"/>	<input type="checkbox"/>	<input type="checkbox"/>	998																																																																																																																																																																																																																																															

COMPLETED FORMS WILL BE KEPT STRICTLY CONFIDENTIAL

If you have any problems completing this form please telephone the SAAP NDCA hotline on 1800 627 191 or email ndca@aihw.gov.au

RETURNING FORMS TO THE NDCA

- In the first week of each month, send the forms of *clients who have left the agency in the last month* to the NDCA in the prepaid envelope provided.
- **Forms should reach the NDCA by the 15th of each month.**
- Include a completed Form Return Sheet with your forms. If no clients left your agency in the last month record **zero** forms to return on the Form Return Sheet. This ensures that your agency is counted as participating in the National Data Collection. The NDCA is required to notify State/Territory funding departments of agencies that do not return forms (or Form Return Sheets) each month.

30 JUNE 2005 AND 31 DECEMBER 2005

- In the first week of July 2005 and in the first week of January 2006, you should notify the NDCA of clients who are still being supported as at 30 June 2005 and 31 December 2005.
- For clients who are ongoing at 30 June 2005, refer to the *July 2005 Transfer Guide* and transfer the information from the old 2004–2005 form to the new 2005–2006 form. Return the old form to the NDCA along with the forms of *clients who have left your agency in the last month*. Retain the new form in your agency until the client has finished his/her support period.
- For ongoing clients at 31 December – use the December Form Return Sheet and note in the box provided the number of clients being supported on 31 December 2005. It is important to send in a December Form Return Sheet even if you did not have any client forms to remit or you had no ongoing clients.

If you do not need the materials sent to you, please return them in the NDCA Reply Paid envelope.

Glossary

Accommodation period	The period during which a <i>client</i> was in SAAP <i>supported accommodation</i> . A client may have no accommodation periods or one or more accommodation periods within a <i>support period</i> . The dates on which each accommodation period began and ended during the support period are collected for clients but not for accompanying children. However, it can be reasonably assumed that an <i>accompanying child</i> will have the same accommodation period start and end dates as their parent(s) or guardian(s) in the majority of cases.
Accompanying child	A person aged under 18 years who: <ul style="list-style-type: none">• has a parent or guardian who is a SAAP <i>client</i>; and• accompanies that client to a SAAP <i>agency</i> any time during that client's <i>support period</i>; and/or• receives assistance directly as a consequence of a parent or guardian's support period.
Accompanying child support period	Each <i>support period</i> in which the child either accompanies a parent or guardian to a SAAP <i>agency</i> or receives assistance as a result of a parent or guardian's support period. Within an accompanying child support period the child may receive one-off assistance and/or support over a period of time. Since the child may not be supported for the entire duration of a parent's or guardian's support period, it is not possible to assess the exact length of support for an <i>accompanying child</i> .
Agency	An organisation or establishment that receives a specified amount of SAAP funds to provide services.
Alpha code	A predetermined combination of letters from a client's name, together with a letter designating the client's sex. A 'valid alpha code' is an alpha code that is given with informed consent, and contains only letters from the alphabet and ends in either M or F to indicate the client's sex.
Client	A person who is <i>homeless</i> or at imminent risk of homelessness who: <ul style="list-style-type: none">• is accommodated by a SAAP <i>agency</i>; or• enters into an <i>ongoing support relationship</i> with a SAAP agency; or• receives <i>support</i> or assistance from a SAAP agency which entails generally one hour or more of a worker's time, either with that client directly or on behalf of that client, on a given day. <p>This includes people who are aged 18 years or older and people of any age not accompanied by a parent or guardian.</p>

Closed accompanying child support period	<i>An accompanying child support period associated with a closed support period.</i>
Closed support period	<i>A support period that had finished on or before the end of the reporting period – 30 June 2006.</i>
English proficiency group 1 countries	Canada, Ireland, New Zealand, South Africa, the United Kingdom, the United States of America and Zimbabwe.
English proficiency group 2-4 countries	Countries, excluding Australia, that are not included in <i>English proficiency group 1</i> .
Homeless person	<p>A person who does not have access to safe, secure and adequate housing. A person is considered not to have access to safe, secure and adequate housing if the only housing to which they have access:</p> <ul style="list-style-type: none"> • damages, or is likely to damage, their health; or • threatens their safety; or • marginalises them through failing to provide access to: <ul style="list-style-type: none"> - adequate personal amenities, or - the economic and social supports that a home normally affords; or • places them in circumstances which threaten or adversely affect the adequacy, safety, security and affordability of that housing; or • has no security of tenure – that is, they have no legal right to continued occupation of their home. <p>A person is also considered homeless if he or she is living in accommodation provided by a SAAP <i>agency</i> or some other form of emergency accommodation.</p>
Ongoing support relationship	<p>An ongoing support relationship exists between a SAAP <i>agency</i> and a person if some assistance has been provided to that person, and it is expected that future contact will occur between the person and the agency for the purpose of providing additional assistance. Future contact can be assumed if:</p> <ul style="list-style-type: none"> • a definite appointment has been made with the person to work through particular problems/issues; or • an agreement has been reached with the person to work through particular problems/issues even if a specific appointment has not been made; or • the agency expects the client to return for more assistance within a month. <p>However, an invitation to return to the agency in the future if the need arises does not constitute an ongoing support relationship. Rather it should simply be seen as an offer to enter into a new <i>support period</i> or to provide assistance at some future time.</p>

Recurrent allocations	<p>Amounts of money specifically allocated during the reporting period by a state or territory department either:</p> <ul style="list-style-type: none"> • to a SAAP <i>agency</i> to fund salaries and associated on-costs, and ongoing operating costs; or • for use by each state or territory for such purposes as training, research, evaluation, administration, and asset replacement or purchase.
Referral	<p>For the purposes of the National Data Collection, a referral involves a formal process – not simply the provision of information. A (formal) referral occurs when a SAAP <i>agency</i> contacts another organisation and that organisation accepts the person concerned for an appointment or interview. A referral has not been provided if the person is not accepted for an appointment or interview.</p>
Statistical linkage key (SLK)	<p>A statistical linkage key (SLK) is a derived variable that allows demographic data about the same <i>client</i> to be combined across support periods without the name of the client being recorded.</p> <p>For the purposes of the National Data Collection, a valid SLK is comprised of a valid <i>alpha code</i> and <i>valid date of birth</i> that were supplied for a <i>support period</i> where the client gave informed consent.</p>
Support	<p>Assistance, other than <i>supported accommodation</i>, provided to a <i>client</i> as part of an <i>ongoing support relationship</i> between a SAAP <i>agency</i> and the client. For the purposes of the National Data Collection, support also includes contact with, or work on behalf of, a client for generally more than one hour on a given day. Support may be provided to the client individually or in group sessions.</p>
Support period	<p>Commences when a <i>client</i> begins to receive <i>support</i> and/or <i>supported accommodation</i> from a SAAP <i>agency</i>. The support period is considered to finish when:</p> <ul style="list-style-type: none"> • the client ends the relationship with the agency; or • the agency ends the relationship with the client. <p>If it is not clear whether the agency or the client has ended the relationship, the support period is assumed to have ended if no assistance has been provided to the client for a period of one month. In such a case, the date the support period ended is the last contact with the client.</p>
Supported accommodation	<p>Accommodation paid for or provided directly by a SAAP <i>agency</i>. The accommodation may be provided at the agency or may be purchased using SAAP funds – at a motel, for example.</p>
Unmet need	<p>An unmet need occurs when a SAAP <i>agency</i> worker assesses that a <i>client</i> needs a support service during their <i>support period</i>, and that service is not provided or referred.</p>

Valid date of birth

For the purposes of the National Data Collection, a valid date of birth is the client's date of birth provided with informed consent and for which:

- the day, month and year of birth are completed and not estimated; or
- the day and month of birth are completed and not estimated, and the year of birth is completed (either estimated or not estimated).

List of tables

Table 2.1:	SAAP agencies: recurrent allocations and mean funding per agency, by region and primary target group, South Australia, 2005–06.....	4
Table 3.1:	SAAP support periods and clients, South Australia, 2005–06	6
Table 3.2:	SAAP accompanying child support periods and accompanying children, South Australia, 2005–06	6
Table 3.3:	SAAP support periods: number of support periods active each day, average by month and region, South Australia, 2005–06	7
Table 3.4:	SAAP support periods with accommodation: number of accommodation periods active each night, average by month and region, South Australia, 2005–06	8
Table 4.1:	SAAP clients by age and sex, South Australia, 2005–06	10
Table 4.2:	SAAP accompanying children by age and sex of child, South Australia, 2005–06	11
Table 4.3:	SAAP clients: number of support periods per client, by age and sex of client, South Australia, 2005–06.....	12
Table 4.4:	SAAP accompanying children: number of accompanying child support periods per accompanying child, by age of child, South Australia, 2005–06	13
Table 4.5:	SAAP clients: country of birth by sex, South Australia, 2005–06	14
Table 4.6:	SAAP accompanying children: country of birth of children, South Australia, 2005–06	14
Table 4.7:	SAAP clients and support periods per client, by cultural and linguistic diversity and sex of client, South Australia, 2005–06	15
Table 4.8:	SAAP accompanying children: cultural and linguistic diversity of accompanying children, South Australia, 2005–06.....	16
Table 5.1:	SAAP support periods: region by client group, South Australia, 2005–06	19
Table 5.2:	SAAP support periods: client group by primary target group of agency, South Australia, 2005–06	19
Table 5.3:	SAAP support periods: main reason for seeking assistance by client group, South Australia, 2005–06	20
Table 6.1:	SAAP closed support periods: length of support by client group, South Australia, 2005–06	22
Table 6.2:	SAAP closed support periods in which clients were accommodated: total length of accommodation by client group, South Australia, 2005–06	23
Table 6.3:	SAAP support periods: services provided to clients, by client group, South Australia, 2005–06	24
Table 6.4:	SAAP accompanying child support periods: services provided to accompanying children, by client group, South Australia, 2005–06.....	25

Table 7.1:	SAAP services required by clients in closed support periods, by provision, South Australia, 2005-06	28
Table 7.2:	SAAP services required for accompanying children in closed support periods, by provision, South Australia, 2005-06	30
Table 7.3:	SAAP services required by clients in closed support periods that were neither provided nor referred: broad type of service by client group, South Australia, 2005-06	32
Table 7.4:	SAAP services required for accompanying children in closed support periods that were neither provided nor referred: broad type of service by client group, South Australia, 2005-06	33
Table 8.1:	SAAP closed support periods: main source of income immediately before and after a support period, South Australia, 2005-06.....	36
Table 8.2:	SAAP closed support periods: employment status in the week before and after a support period, South Australia, 2005-06.....	36
Table 8.3:	SAAP closed support periods: main source of income and employment status after support by length of support, South Australia, 2005-06.....	37
Table 8.4:	SAAP closed support periods: student status immediately before and after a support period, by age, South Australia, 2005-06	37
Table 8.5:	SAAP closed support periods: type of house/dwelling immediately before and after a support period, South Australia, 2005-06.....	38
Table 8.6:	SAAP closed support periods: type of tenure immediately before and after a support period, South Australia, 2005-06	39
Table 8.7:	SAAP closed support periods: type of house/dwelling occupied after support by length of support, South Australia, 2005-06	40
Table 8.8:	SAAP closed support periods: type of tenure after support by length of support, South Australia, 2005-06	41
Table 8.9:	SAAP closed support periods: living situation immediately before and after a support period, South Australia, 2005-06	42
Table 8.10:	SAAP closed support periods: existence of a case management plan, South Australia, 2005-06	43
Table 8.11:	SAAP closed support periods where a case management plan was in place by the end of support: extent to which the client's case management goals were achieved, South Australia, 2005-06	43
Table 9.1:	SAAP funding to agencies and mean funding per support period and client: current and constant 2005-06 dollars, by reporting period, South Australia, 1996-97 to 2005-06.....	47
Table 9.2:	SAAP support periods and clients, by reporting period, South Australia, 1996-97 to 2005-06	48
Table 9.3:	SAAP accompanying child support periods and accompanying children by reporting period, South Australia, 2001-02 to 2005-06	49

Table 9.4: SAAP Client Collection: agency participation rates and forms returned with informed consent and valid consent by reporting period, South Australia, 1996-97 to 2005-06.....49

Table A1.1: SAAP Client Collection: agency participation rates and forms returned with informed consent and valid consent, by region and primary target group, South Australia, 2005-0651

List of figures

Figure 2.1: Recurrent funding allocations to agencies, by primary target group, South Australia, 2005–06	3
Figure 3.1: SAAP support periods active each day and accommodation periods active each night, average by month, South Australia, 2005–06.....	5
Figure 4.1: SAAP clients by age and sex, South Australia, 2005–06	9
Figure 4.2: SAAP accompanying children by age and sex, South Australia, 2005–06	9
Figure 5.1: SAAP support periods by client group, South Australia, 2005–06	17
Figure 5.2: Main reason for seeking assistance, South Australia, 2005–06	18
Figure 6.1: Median length of support, by client group, South Australia, 2005–06	21
Figure 6.2: Median length of accommodation for clients who were accommodated for at least 1 day, by client group, South Australia, 2005–06	21
Figure 7.1: Provision of SAAP services required by clients, South Australia, 2005–06	27
Figure 7.2: Provision of SAAP services required for accompanying children, South Australia, 2005–06	27
Figure 8.1: Type of house/dwelling immediately before and after a support period, South Australia, 2005–06	35
Figure 9.1: Number of SAAP support periods and clients, by reporting period, South Australia, 1996–97 to 2005–06.....	45
Figure 9.2: Agency participation rate and valid consent, by reporting period, South Australia, 1996–97 to 2005–06.....	46

References

- ABS (Australian Bureau of Statistics) 2004. Experimental estimates and projections, Aboriginal and Torres Strait Islander Australians. ABS cat. no. 3238.0. Canberra: AGPS.
- ABS 2006a. Australian demographic statistics. ABS cat. no. 3101.0. Canberra: ABS.
- ABS 2006b. National income, expenditure and product: Australian national accounts, June quarter 2005. ABS cat. no. 5206.0. Canberra: ABS.
- AIHW (Australian Institute of Health and Welfare) 1997. SAAP National Data Collection annual report 1996–97 South Australia. SAAP NDCA report Series 2. Cat. no. HOU 15. Canberra: AIHW.
- AIHW 1999. SAAP National Data Collection annual report 1997–98 South Australia. SAAP NDCA report Series 3. Cat. no. HOU 29. Canberra: AIHW.
- AIHW 2000. SAAP National Data Collection annual report 1998–99 South Australia. SAAP NDCA report Series 4. Cat. no. HOU 43. Canberra: AIHW.
- AIHW 2001a. SAAP National Data Collection annual report 1999–2000 South Australia. SAAP NDCA report Series 5. Cat. no. HOU 55. Canberra: AIHW.
- AIHW 2001b. SAAP National Data Collection annual report 2000–01 South Australia. SAAP NDCA report Series 6. Cat. no. HOU 66. Canberra: AIHW.
- AIHW 2002. Homeless people in SAAP: SAAP National Data Collection annual report 2001–02 South Australia. SAAP NDCA report Series 7. Cat. no. HOU 77. Canberra: AIHW.
- AIHW 2003. Homeless people in SAAP: SAAP National Data Collection annual report 2002–03 South Australia. SAAP NDCA report Series 8. Cat. no. HOU 96. Canberra: AIHW.
- AIHW 2005. Homeless people in SAAP: SAAP National Data Collection annual report 2003–04 South Australia. SAAP NDCA report Series 9. Cat. no. HOU 122. Canberra: AIHW.
- AIHW 2006. Homeless people in SAAP: SAAP National Data Collection annual report 2004–05 South Australia. SAAP NDCA report Series 10. Cat. no. HOU 137. Canberra: AIHW.