

9 Procedures for admitted patients

Introduction

The *National Health Data Dictionary* version 9.0 (NHDC 2000) defines a procedure as a clinical intervention that is surgical in nature; carries a procedural risk; carries an anaesthetic risk; requires specialised training; and/or requires special facilities or equipment only available in an acute care setting. Procedures therefore encompass surgical procedures and also non-surgical investigative and therapeutic procedures such as X-rays and chemotherapy.

Procedures for 2000–01 were classified, coded and reported to the National Hospital Morbidity Database by all States and Territories using the second edition of the *International Statistical Classification of Diseases and Related Health Problems, 10th Revision, Australian Modification* (ICD-10-AM) (NCCH 2000). Information about the quality of the ICD-10-AM coded data is presented in Appendix 3.

One or more procedures can be reported for each separation in the National Hospital Morbidity Database, but procedures are not undertaken during all hospital admissions, so only a proportion of the separation records includes procedure data. For example, procedures were reported for only 38.0% of separations with a principal diagnosis within the *Certain infectious and parasitic diseases* chapter.

There are two types of data on procedures presented in this chapter:

- data on the separations for which there was one or more procedures reported within the group of procedures (an ICD-10-AM procedure block, group of blocks or chapter) being considered. Because more than one procedure can be reported for each separation, the counts for these data are not additive, so totals in the tables will not usually equal the sum of counts in the rows; and
- data on the total number of procedures reported. For these data, all procedures within a group of procedures being considered are counted, even if there is more than one reported for a separation.

The procedure classification is divided into chapters by anatomical site and within each chapter by a 'superior' to 'inferior' (head to toe) approach. These groups are divided into more specific procedure groupings, beginning with the least invasive procedure through to the most invasive. The blocks, which are numbered sequentially, group the very specific procedure codes. The tables and figures in this chapter use the groups of blocks, blocks and abbreviated descriptions. Full descriptions of the categories are available in the ICD-10-AM publication.

Most of the information is presented using three methods of grouping procedures based on the ICD-10-AM procedure classification:

- ICD-10-AM procedure chapters – these 20 groups provide information aggregated at the ICD-10-AM chapter level (Figures 9.2 and 9.3);
- ICD-10-AM procedure block groupings – these 65 groups were chosen to provide more detailed information than ICD-10-AM chapters, but still cover the entire procedure

classification at a manageable level (Tables 9.1 to 9.4). Tables 9.6 and 9.7 present counts of all procedures using these groupings; and

- ICD-10-AM blocks – these 1,594 categories describe procedures at a quite specific level. Detailed information is presented for the 30 of these groups with the highest number of separations (Tables 9.8 to 9.16) and summary information is provided for all of the groups (for which separations were reported) on the Internet at <http://www.aihw.gov.au/publications/hse/ahs00-01/index.html> (Tables S9.1 and S9.2).

In addition, Table 9.5 presents information on the number of procedures reported.

Tables are presented with summary separation, patient day and average length of stay statistics for public and private hospitals and for public patients, nationally and by State and Territory. National information on age group and sex distributions for the 30 ICD-10-AM procedure blocks with the highest number of separations is also presented.

Some data for private hospitals in Tasmania and the Australian Capital Territory have not been included in Tables 9.4, 9.7, 9.12 and 9.14. The data were supplied but were not published for confidentiality reasons. Victoria was not able to supply data on procedures for their public psychiatric hospitals, while Western Australia and Tasmania supplied data on procedures for only a proportion of the separations in their public psychiatric hospitals.

Overall, there were 4.8 million separations for which a procedure was reported, 78.8% of total separations. Eighteen million patient days were reported for separations with a procedure, 78.4% of the total.

Procedures and other data elements reported for separations

The information on procedures reported in this chapter is compiled in the National Hospital Morbidity Database with a range of other data. Figure 9.1 demonstrates this using the example of a procedure (Block 913 *Colectomy*) and other data elements in the National Hospital Morbidity Database. There were 10,737 separations for which colectomy was reported, with an average length of stay of 14.7 days. Over 57% of separations with this procedure were in the public sector and 50% of separations were for public patients. A large proportion of patients (84.0%) with this procedure had a separation mode of *Other*, suggesting that these patients went home after separation from the hospital. However, for 4.8% of patients the separation mode was *Died*, in comparison to 1.1% in hospitals overall (Table 6.13). The principal diagnosis mostly associated with this procedure was C18.0 *Malignant neoplasm of caecum* (1,361 separations) and the most commonly reported AR-DRG was G02B *Major small and large bowel procedures without catastrophic complications and comorbidities* (6,005 separations). Fifty-three per cent of separations were females and for 88.2% of separations, the patients were aged 45 years or over.

ICD-10-AM chapters

Figures 9.2 and 9.3 provide a summary of the number of separations and patient days by sector, reported for each of the ICD-10-AM procedure chapter groupings.

The highest number of separations in the public sector was for *Procedures on the urinary system*, followed by *Procedures on the digestive system*. In the private sector, *Procedures on the*

digestive system had the largest number of separations, followed by *Procedures on the musculoskeletal system*.

The highest number of patient days in the public sector was reported for *Imaging services*, followed by *Non-invasive, cognitive and interventions, not elsewhere classified*. In the private sector the highest number of patient days was reported for *Non-invasive, cognitive and interventions, not elsewhere classified*, followed by *Procedures on the digestive system*.

For both sectors combined, the two chapters with the highest number of separations for procedures were *Procedures on the digestive system*, followed by *Procedures on the urinary system*. The two chapters with the largest numbers of patient days were *Non-invasive, cognitive and interventions, not elsewhere classified* and *Imaging services*.

Procedures were reported for varying proportions of separations in the ICD-10-AM principal diagnoses groups. High proportions of separations for *Diseases of the eye and adnexa* (97.8%, 164,374), *Neoplasms* (94.6%, 421,241), *Diseases of the blood and blood-forming organs* (92.9%, 60,041), *Diseases of the musculoskeletal system and connective tissue* (90.0%, 302,582) and *Diseases of the digestive system* (88.7%, 656,220) had procedures reported. In contrast, procedures were reported for smaller proportions of separations with principal diagnoses in the *Certain infectious and parasitic diseases* (38.0%, 33,946) and *Mental and behavioural disorders* (38.2%, 97,249) chapters.

Broad procedure groupings

Sector

Public hospitals accounted for 58.1% of the separations for which a procedure was reported, although they accounted for 63.0% of the separations overall (Tables 9.1 and 9.2). Similarly, although 70.0% of overall patient days were in public hospitals, only 67.5% of patient days associated with procedures were in public hospitals. In public hospitals, 72.6% of total separations involved a procedure (2,809,141), and these separations were associated with 75.6% of total patient days (11,892,210) (Table 9.1). In contrast, 89.2% of total separations in private hospitals involved a procedure (2,026,419), and these separations were associated with 85.0% of total patient days (5,729,283) (Table 9.2). About 86% of separations with a procedure in public hospitals were for public patients, in contrast to just 4.2% in private hospitals.

The private sector reported a higher proportion of separations for 'same day procedures' than the public sector. About 52% (1,460,688) of separations for which a procedure was reported were same day in public hospitals, compared with 61.9% (1,253,650) in private hospitals (Tables 9.1 and 9.2).

Excluding *Administrative/clinical/client support interventions* (Blocks 1909–1915) (1,011,079) and *Generalised allied health interventions* (Block 1916) (668,511), the group of procedures that accounted for the largest number of separations in public hospitals was *Procedures on kidney* (Blocks 1040–1063), which includes haemodialysis. There were 517,046 separations for which procedures in this group were reported, accounting for 724,248 patient days. This group of procedures also accounted for a large number of same day separations (495,429) and public patient separations (459,426).

After *Administrative/clinical/client support interventions* (Blocks 1909–1915) (1,132,767), *Other procedures on abdomen, peritoneum and hernia* (Blocks 983–1011), which includes panendoscopy was the group of procedures that accounted for the largest number of

separations in private hospitals. There were 267,925 separations for which procedures in this group were reported, accounting for 585,022 patient days. This group of procedures also accounted for a large number of same day separations (199,930). Other groups of procedures that accounted for a large number of separations in private hospitals were *Procedures on large intestine* (Blocks 904–925) (251,933) and *Generalised allied health interventions* (Block 1916) (246,693).

States and Territories

Tables 9.3 and 9.4 contain detail on the pattern of hospital use in the States and Territories by procedure grouping, in both the public and private sector. These tables enable State by State comparisons of overall hospital use for the different procedure groupings, and the share of separations between the private and public sector. For example, the proportion of total separations for *Procedures on skull, brain and meninges* (Blocks 1–28) performed in public hospitals in comparison to private hospitals was higher in New South Wales (80.5%, 2,958) than in Queensland (63.1%, 1,206). In contrast, the proportion of total separations for *Procedures on lens* (Blocks 193–203) performed in private hospitals in comparison to public hospitals was higher in Queensland (81.1%, 21,528) than in South Australia (59.0%, 6,589).

Number of procedure codes

Table 9.5 presents information on the number of procedure codes reported to the National Hospital Morbidity Database. There were marked differences between the States and Territories in the maximum number of procedures reported (for example, 31 procedures for Queensland and Western Australia and 20 for New South Wales); however, with the exception of the Northern Territory, the average number of procedure codes per separation varied little among the jurisdictions, for both the public and private sectors. The Institute requested a maximum of 31 codes, so this may have restricted the number of codes reported by Queensland and Western Australia.

In the public sector 5.7% of records had five or more procedure codes, but in the private sector 5.1% of records fell into this category. This may have been due to more complicated cases being treated in public hospitals, or differences in coding practices between the sectors.

Total procedures

Tables 9.6 and 9.7 provide counts of all the procedures reported for 2000–01, by State and Territory for the public and private sectors. The totals are the total number of procedures, rather than the total number of separations or separations for which a procedure was reported. In total there were 10.8 million procedures reported, 6.2 million in the public sector and 4.6 million in the private sector. The most commonly reported procedure group in public hospitals and private hospitals combined was *Administrative/clinical/client support interventions* (Blocks 1909–1915) (2,244,626). A block which accounted for many of these was *General anaesthesia* (Block 1910), 67.8% of the group overall (1,522,350). This was followed by *Generalised allied health interventions* (Block 1916) (1,524,619) and *Therapeutic interventions* (Blocks 1867–1908) (642,929), with *Transfusion of blood and gamma globulin* (Block 1893) accounting for 31.8% of the group overall (204,578).

After *Administrative/clinical/client support interventions* (Blocks 1909–1915) and *Generalised allied health interventions* (Block 1916), the most commonly reported procedure group in public hospitals was *Procedures on kidney* (Blocks 1040–1063) (519,078), while in private hospitals it was *Other procedures on abdomen, peritoneum and hernia* (Blocks 983–1011) (276,456).

High volume procedures

Sector

Tables 9.8 to 9.14 present information on the most common procedures (at the block level of the ICD-10-AM classification).

Tables 9.8 and 9.9 contain summary separation, patient day and average length of stay statistics for the 30 blocks with the most separations in public and private hospitals. While Table 9.10 contains summary separation, patient day and average length of stay statistics for the 30 blocks with the most separations in private free-standing day hospitals only.

In the public sector, the most common procedure blocks were *General anaesthesia* (Block 1910) (744,210) and *Generalised allied health interventions* (Block 1916) (668,511) (Table 9.8). Separations for which *General anaesthesia* (Block 1910) was reported as a procedure had an average length of stay of 4.0 days and the proportion of separations that were same day separations was 40.5% (301,148), while the average length of stay for *Generalised allied health interventions* (Block 1916) was 11.4 days. The highest number of patient days was reported for separations with procedures within the *Generalised allied health interventions* (Block 1916) group (7,641,889), followed by separations with *General anaesthesia* (Block 1910) (2,968,850) reported as a procedure. The longest average length of stay among the 30 blocks with the most separations in public hospitals was for *Continuous ventilatory support* (20.6 days).

The most frequently reported procedure group in the private sector was also *General anaesthesia* (Block 1910) (723,847), with the second most frequent being *Sedation* (Block 1911) (401,629) (Table 9.9). The procedure group reported in association with the highest number of patient days (2,503,761), *Generalised allied health interventions* (Block 1916), also had the longest average length of stay (10.1 days).

Sedation (Block 1911) was the most frequently reported procedure group in private free-standing day hospitals (99,958), followed by *Panendoscopy with excision* (Block 1008) (51,260) (Table 9.10). Over half of the separations for *Haemodialysis* (Block 1059) in private free-standing day hospitals were for public patients (4,865).

States and Territories

There was some variation between the States and Territories in the relative number of separations for the most common procedure blocks (Tables 9.11 and 9.12). For example, in the public sector, Western Australia had relatively low numbers of separations with *Evacuation of uterus* (Block 1267) (2,871) in comparison to other States and Territories, while the proportion of total separations for which *Haemodialysis* (Block 1059) was reported was greatest for the Northern Territory (33.1%, 19,536). In the private sector, Victoria had relatively high numbers of separations with *Panendoscopy* (Block 1005) (22,387), while the number of separations with *Fibreoptic colonoscopy with excision* (Block 911) was relatively low in South Australia (5,675) in comparison to other States and Territories.

There was also some variation between the States and Territories in the average length of stay for separations reported with the most common procedure blocks (Tables 9.13 and 9.14). For example, in the public sector, the average length of stay for separations with *Panendoscopy* (Block 1005) ranged from 4.1 days in South Australia to 8.1 days in the Australian Capital Territory. Similarly, the average length of stay for separations with *Caesarean section* (Block 1340) ranged from 4.8 days in Queensland to 7.1 days in the Northern Territory. In the private sector, the average length of stay for separations with *Generalised allied health interventions* (Block 1916) ranged from 8.5 days in South Australia to 12.7 days in Western Australia, while the average length of stay for separations with *Examination procedures on bladder* (Block 1088) ranged from 1.7 days in New South Wales to 2.5 days in Western Australia.

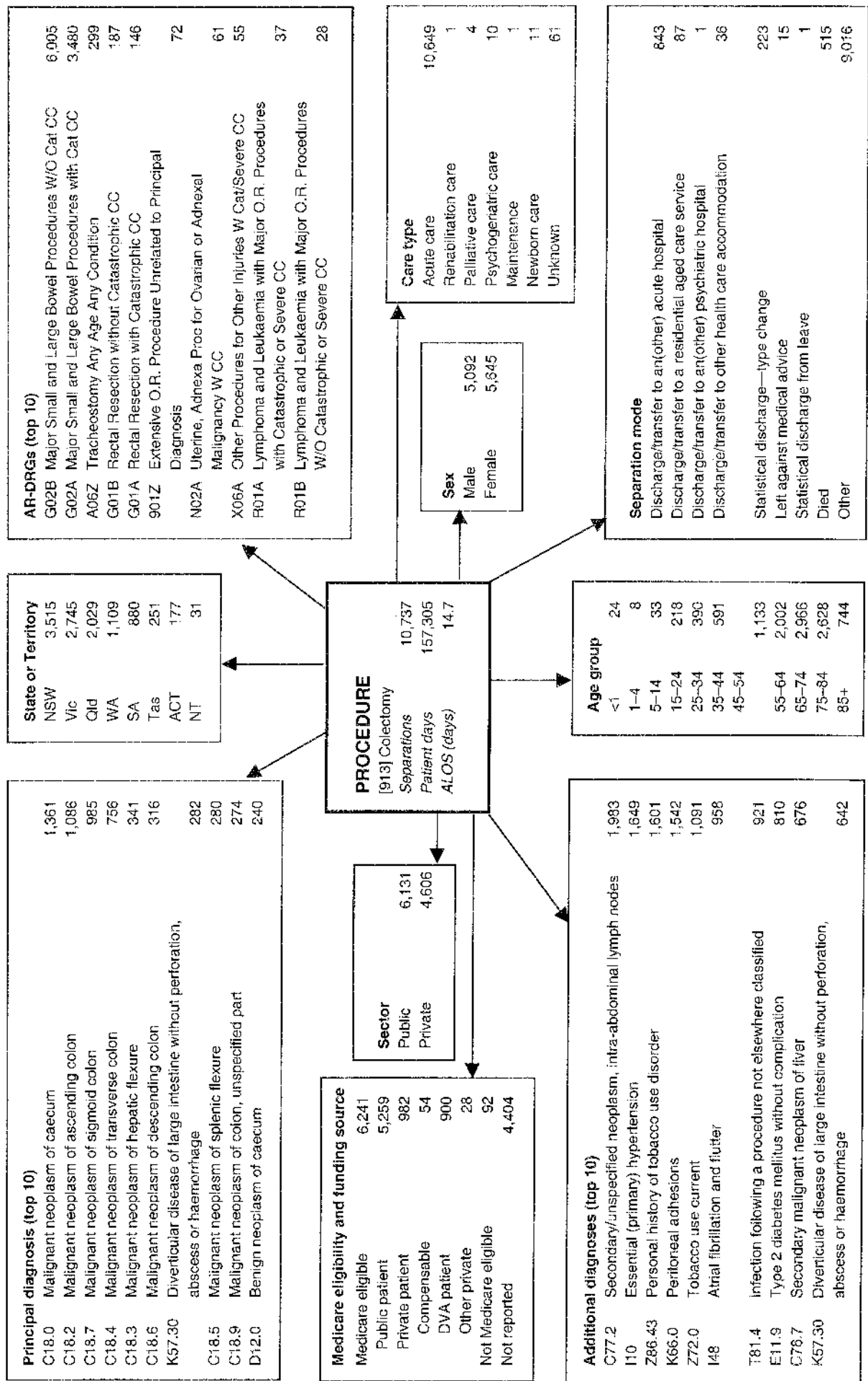
Age group and sex

There was little difference between males and females in the proportion of separations with procedures, with males reporting 79.3% (2,255,007) and females reporting 78.4% (2,580,515) (Tables 9.15 and 9.16). Eightteen of the top 30 procedures were common to both sexes, while some others were more sex-specific, for example, *Medical or surgical induction of labour* (Block 1334). For both males and females, the group of procedures with the most separations was *General anaesthesia* (Block 1910), with the most separations for this group of procedures in the 35 to 44 years age group.

For males, the highest number of separations with procedures was reported for the 65 to 74 years age group (435,638, 85.8%) (Table 9.15). However, there was a great variation in the age distribution for the different blocks. For example, *Myringotomy* (Block 309) was most commonly reported as a procedure for males aged from 1 to 4 years and was the second most commonly reported procedure block for this age group (10,726). In contrast, *Haemodialysis* (Block 1059) was most commonly reported for males aged 65 to 74 years and was also the most commonly reported procedure block for this age group (89,778). For females, the age group with the highest number of separations with procedures was the 25 to 34 years age group (387,405, 73.3%) (Table 9.16). Common procedure groups among females aged 25 to 34 years were in relation to labour and delivery, for example *Postpartum suture* (Block 1344) (46,897) and *Medical or surgical induction of labour* (Block 1334) (42,072). Procedure groups such as *Generalised allied health interventions* (Block 1916), *Extracapsular crystalline lens extraction by phacoemulsification* (Block 197) and *Transfusion of blood and gamma globulin* (Block 1893) were more common among older females.

Additional data

The accompanying tables on the Internet at <http://www.aihw.gov.au/publications/hse/ahs00-01.html> provide information on the number of separations by five-year age group and ICD-10-AM procedure grouping for males and females, as well as national summary statistics for public and private hospitals for each procedure block (as presented for the top 30 procedure blocks in Tables 9.8 and 9.9). For confidentiality, the statistics for some blocks in the private sector have been suppressed. The information was suppressed if there were fewer than 50 private hospital separations reported for the block and there were fewer than three reporting units (hospitals, or States or Territories where the hospitals were not individually identified), or there were three reporting units and one contributed more than 85% of the total separations, or two contributed more than 90% of the separations for the block.



Note: Main abbreviations: ALOS—average length of stay, W—with, W/O—without, Cat—catastrophic, CC—complication or comorbidity, O.R.—operating room.
Figure 9.1: Interrelationships of a procedure (Block 913 Colectomy) with other data elements, all hospitals, Australia, 2000–01

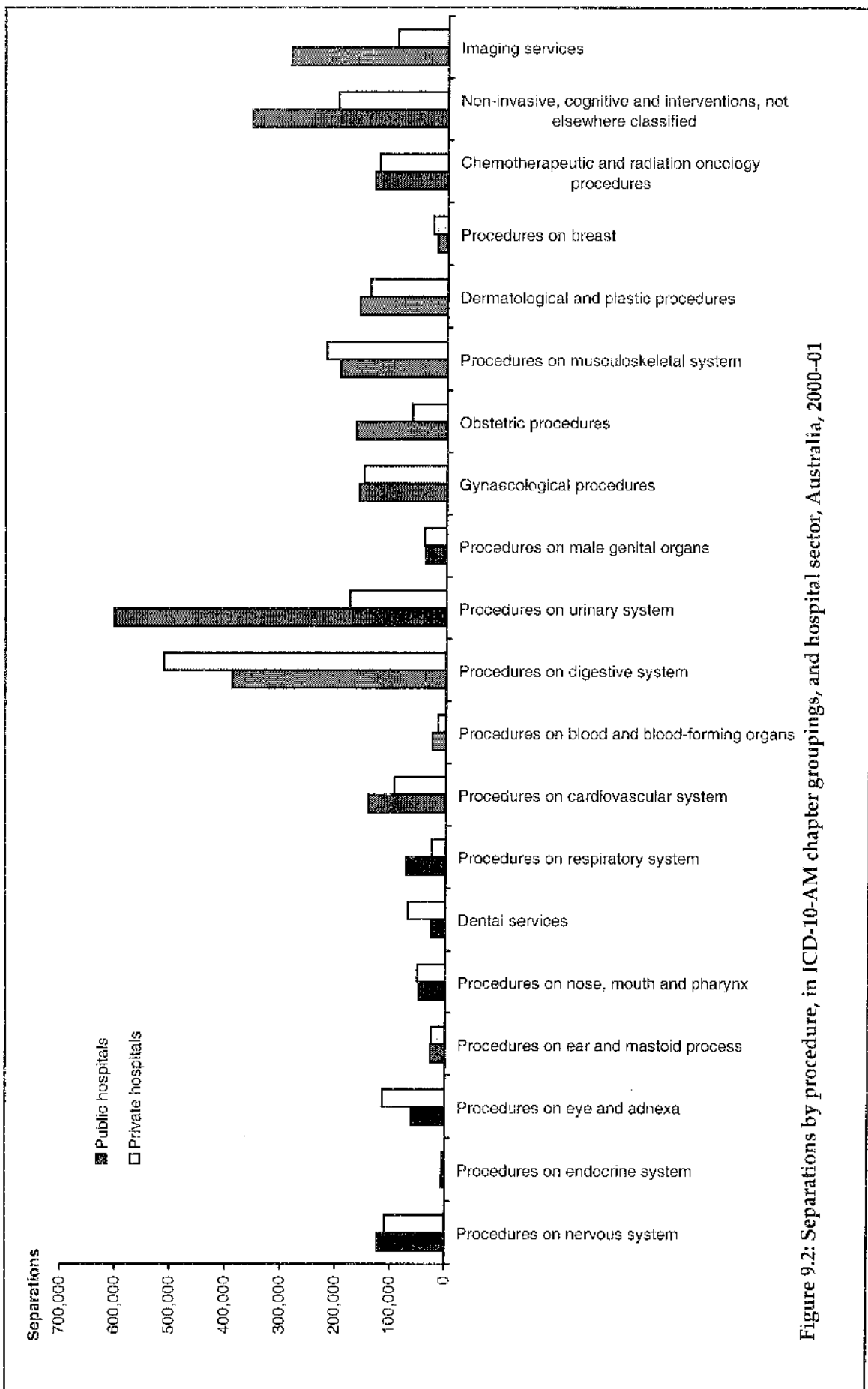


Figure 9.2: Separations by procedure, in ICD-10-AM chapter groupings, and hospital sector, Australia, 2000-01

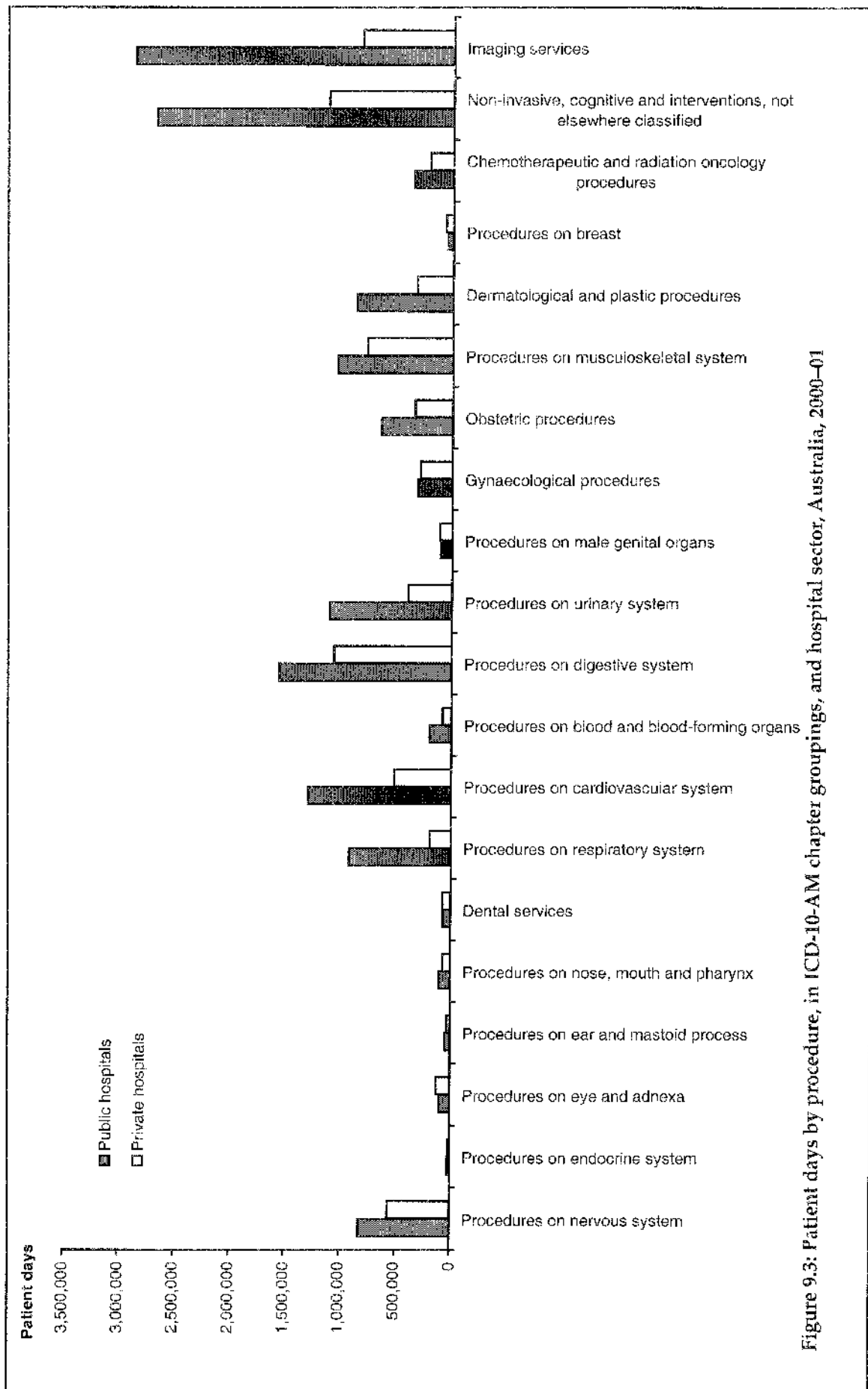


Figure 9.3: Patient days by procedure, in ICD-10-AM chapter groupings, and hospital sector, Australia, 2000-01

Table 9.1: Separation and procedure statistics, by procedure in ICD-10-AM groupings, public hospitals, Australia, 2000-01

Procedure blocks	Separations	Same day separations	Public patient separations	Separations per 10,000 population	Patient days	Patient days per 10,000 population	ALOS (days)	ALOS (days) excluding same day
1-28	8,483	136	6,282	4.4	129,930	67.4	15.3	15.5
29-59	92,135	12,234	79,697	47.8	651,420	337.9	7.1	8.0
60-86	23,239	15,084	19,457	12.1	68,902	33.1	2.7	6.0
110-129	5,501	164	4,744	2.9	27,111	14.1	4.9	5.0
160-192	7,871	4,858	5,931	4.1	18,895	9.8	2.4	4.7
193-203	41,243	35,663	32,102	21.4	47,682	24.7	1.2	2.2
204-256	16,109	9,114	11,768	8.4	39,057	20.3	2.4	4.3
300-306	3,218	1,567	2,789	1.7	8,168	4.2	2.5	4.0
307-333	25,157	17,342	21,301	13.1	40,569	21.0	1.6	3.0
370-389	21,465	6,773	18,364	11.1	43,202	22.4	2.0	2.5
390-399	4,124	1,899	3,428	2.1	13,672	7.1	3.3	5.3
400-408	4,930	2,344	4,068	2.6	15,717	8.2	3.2	5.2
409-422	22,662	4,197	19,070	11.8	36,952	19.2	1.6	1.8
450-490	26,404	21,936	20,283	13.7	71,868	37.3	2.7	11.2
520-542	9,602	2,970	7,810	5.0	194,376	100.8	20.2	28.9
543-558	21,583	8,607	17,630	11.2	206,843	107.3	9.6	15.3
559-567	15,987	1,272	12,959	8.3	209,371	108.6	13.1	14.1
568-569	37,209	3,073	30,211	19.3	654,276	339.4	17.6	19.1
600-638	34,449	11,002	27,780	17.9	191,094	98.1	5.5	7.7
639-666	23,162	2,380	18,969	12.0	217,215	112.7	9.4	10.3
667-693	52,688	12,789	43,325	27.3	295,486	153.3	5.6	7.1
694-767	78,425	17,261	65,856	40.7	974,604	505.6	12.4	15.7
800-817	24,382	8,224	20,498	12.6	200,397	104.0	8.2	11.9
850-869	11,273	6,221	9,467	5.8	56,804	29.5	5.0	10.0
870-890	12,936	2,693	10,816	6.7	211,579	109.8	16.4	20.4
891-903	6,918	154	5,747	3.6	129,394	67.1	18.7	19.1
904-925	125,449	94,092	109,743	65.1	417,888	216.8	3.3	10.3
926-927	19,308	131	16,595	10.0	78,954	41.0	4.1	4.1
928-950	28,462	12,397	25,204	14.8	119,163	61.8	4.2	6.6
951-992	43,133	7,560	37,361	22.4	217,957	113.1	5.1	5.9
993-1011	203,956	115,297	176,405	105.8	866,261	449.4	4.2	6.5
1040-1063	517,046	495,429	459,426	268.2	724,248	375.7	1.4	10.6
1064-1128	87,092	42,032	75,568	45.2	400,376	207.7	4.6	8.0
1150-1170	11,424	1,114	9,848	5.9	62,759	32.6	5.5	6.0

(continued)

Table 9.1 (continued): Separation and procedure statistics, by procedure in ICD-10-AM groupings, public hospitals, Australia, 2000-01

Procedure blocks	Separations		Same day separations		Public patient separations		Separations per 10,000 population		Patient days		ALOS (days)	
	Separations	Separations per 10,000 population	Separations	Separations per 10,000 population	Separations	Separations per 10,000 population	Separations per 10,000 population	Separations per 10,000 population	Patient days	Patient days per 10,000 population	ALOS (days)	ALOS (days) excluding same day
1177-1176	2,558	2,558	699	2,128	2,128	1.3	5,640	2.9	2.2	2.7	2.7	2.7
1177-1189	14,352	14,352	9,999	12,241	12,241	7.4	21,551	11.2	1.5	2.7	2.7	2.7
1190-1203	11,605	11,605	9,551	10,080	10,080	6.0	16,796	8.7	1.4	3.5	3.5	3.5
1240-1258	33,575	33,575	17,401	29,254	29,254	17.4	80,457	41.7	2.4	3.9	3.9	3.9
1259-1273	108,246	108,246	75,445	93,372	93,372	56.2	191,596	99.4	1.8	3.5	3.5	3.5
1274-1276	20,703	20,703	18,483	18,274	18,274	10.7	26,340	13.7	1.3	3.5	3.5	3.5
1279-1288	22,330	22,330	11,827	20,005	20,005	11.6	55,538	28.8	2.5	4.2	4.2	4.2
1289-1299	16,525	16,525	11,550	11,320	11,320	8.6	31,601	16.4	1.9	4.0	4.0	4.0
1330-1335	99,034	99,034	3,600	90,787	90,787	51.4	373,572	193.8	3.8	3.9	3.9	3.9
1336-1339	35,527	35,527	710	32,697	32,697	18.4	134,149	69.6	3.8	3.8	3.8	3.8
1340	39,548	39,548	106	35,341	35,341	20.5	224,528	116.5	5.7	5.7	5.7	5.7
1341-1347	88,423	88,423	5,261	80,833	80,833	45.9	309,173	160.4	3.5	3.7	3.7	3.7
1360-1372	6,868	6,868	2,751	5,793	5,793	3.6	21,331	11.1	3.1	4.5	4.5	4.5
1373-1380	598	598	54	510	510	0.3	11,841	6.1	19.8	21.7	21.7	21.7
1381-1393	2,367	2,367	78	1,718	1,718	1.2	38,061	19.7	16.1	16.6	16.6	16.6
1394-1407	8,135	8,135	1,858	7,028	7,028	4.2	23,853	12.4	2.9	3.5	3.5	3.5
1408-1438	29,704	29,704	5,920	23,933	23,933	15.4	87,998	45.6	3.0	3.5	3.5	3.5
1439-1475	26,908	26,908	12,171	22,032	22,032	14.0	54,337	28.2	2.0	2.9	2.9	2.9
1476-1494	27,234	27,234	344	21,380	21,380	14.1	343,350	178.1	12.6	12.8	12.8	12.8
1495-1525	41,322	41,322	17,956	35,009	35,009	21.4	214,153	111.1	5.2	8.4	8.4	8.4
1526-1549	20,073	20,073	3,030	16,334	16,334	10.4	125,188	64.9	6.2	7.2	7.2	7.2
1550-1579	49,345	49,345	17,207	39,909	39,909	25.6	337,752	175.2	6.8	10.0	10.0	10.0
1600-1660	150,907	150,907	74,158	128,004	128,004	78.3	630,156	430.6	5.5	9.9	9.9	9.9
1661-1718	10,844	10,844	3,194	8,714	8,714	5.6	62,555	32.5	5.8	7.3	7.3	7.3
1740-1759	17,996	17,996	7,925	15,912	15,912	9.3	52,197	27.1	2.9	4.4	4.4	4.4
1780-1799	133,273	133,273	107,734	116,403	116,403	69.1	352,070	182.6	2.6	9.6	9.6	9.6
1820-1866	47,472	47,472	12,657	41,375	41,375	24.6	477,253	247.6	10.1	13.3	13.3	13.3
1867-1908	337,904	337,904	129,926	285,657	285,657	175.3	2,541,073	1,318.2	7.5	11.6	11.6	11.6
1909-1915	1,011,079	1,011,079	495,323	857,224	857,224	524.5	3,723,107	1,931.4	3.7	6.3	6.3	6.3
1916	668,511	668,511	31,622	560,472	560,472	346.8	7,641,889	3,964.2	11.4	11.9	11.9	11.9
1940-2016	285,394	285,394	39,837	232,713	232,713	148.0	2,859,614	1,483.4	10.0	11.5	11.5	11.5
	1,058,466	1,058,466	328,043	936,540	936,540	549.1	3,839,402	1,991.7	3.6	4.8	4.8	4.8
Total^(a)	3,867,607	3,867,607	1,788,731	3,353,250	3,353,250	2,006.3	15,731,612	8,160.7	4.1	6.7	6.7	6.7

(a) As more than one procedure can be reported for each separation, the totals are not the sums of the rows of the table.

Note: Abbreviation: ALOS—average length of stay.

Table 9.2: Separation and procedure statistics, by procedure in ICD-10-AM groupings, private hospitals, Australia, 2000-01

Procedure blocks	Separations		Same day separations		Public patient separations		Separations per 10,000 population		Patient days	Patient days per 10,000 population		ALOS (days)	
	Separations	Separations	Separations	Separations	Separations	Separations	per 10,000 population	per 10,000 population		ALOS (days)	ALOS (days) excluding same day		
1-28		2,784	56	5	1.5	31,137	16.3	11.2	11.4				
29-59	Procedures on skull, meninges and brain	74,615	12,579	2,857	39.1	477,753	250.4	6.4	7.5				
60-86	Procedures on spinal canal and spinal cord structures	34,810	24,529	1,321	18.2	56,174	34.7	1.9	4.1				
110-129	Procedures on peripheral nervous system	4,572	85	74	2.4	16,787	8.8	3.7	3.7				
160-192	Procedures on parathyroid and thyroid glands	11,083	9,298	216	5.8	12,744	6.7	1.1	1.9				
193-203	Procedures on eyelid, cornea, sclera, iris and ciliary body	93,544	77,291	2,288	49.0	98,628	51.7	1.1	1.3				
204-256	Procedures on lens	16,980	12,642	417	8.9	21,714	11.4	1.3	2.1				
300-306	Procedures on retina, conjunctiva and other areas of eye	1,985	758	70	1.0	2,680	1.4	1.4	1.6				
307-333	Procedures on external ear	24,579	18,229	559	12.9	29,433	15.4	1.2	1.8				
370-389	Procedures on eardrum, middle and inner ear and mastoid	27,429	7,816	541	14.4	36,755	19.3	1.3	1.5				
390-399	Procedures on nose and sinuses	3,118	1,385	116	1.6	6,771	3.5	2.2	3.1				
400-408	Procedures on tongue, salivary gland and ducts	6,279	3,904	102	3.3	8,818	4.6	1.4	2.1				
409-422	Procedures on mouth, palate or uvula	19,695	4,665	632	10.3	24,498	12.8	1.2	1.3				
450-490	Procedures on tonsils, adenoids and pharynx	69,137	61,791	859	36.2	74,432	39.0	1.1	1.7				
520-542	Dental and orthodontic procedures	4,487	2,717	163	2.4	32,022	16.8	7.1	16.6				
543-558	Procedures on larynx and trachea	8,091	3,070	166	4.2	64,783	34.0	8.0	12.3				
559-567	Procedures on bronchus, lung and pleura	5,252	327	188	2.8	60,116	31.5	11.4	12.1				
568-569	Procedures on chest wall, mediastinum and diaphragm	11,455	170	433	6.0	95,247	49.9	9.3	8.4				
600-638	Airway management, continuous ventilatory support	38,543	12,198	1,697	20.2	145,334	76.2	3.8	5.1				
639-666	Other procedures on atrium, ventricle, septum and valves	15,318	1,105	335	8.0	127,463	66.8	8.3	8.9				
667-693	Procedures on heart, myocardium and pericardium	50,005	13,781	2,135	26.2	199,948	104.8	4.0	5.1				
694-767	Procedures on coronary arteries and aorta	38,198	7,183	1,047	20.0	295,664	155.0	7.7	9.3				
800-817	Procedures on arteries and veins	14,403	4,317	279	7.5	79,858	41.9	5.5	7.5				
850-869	Procedures on blood and blood-forming organs	10,431	8,307	194	5.5	26,132	13.7	2.5	8.4				
870-890	Procedures on oesophagus	6,717	636	118	3.5	65,710	34.4	9.8	11.0				
891-903	Procedures on stomach	4,051	190	88	2.1	58,265	30.5	14.4	15.0				
904-925	Procedures on small intestine	251,933	225,890	5,348	132.0	412,888	216.4	1.6	7.2				
926-927	Procedures on large intestine	7,674	42	523	4.0	32,531	17.0	4.2	4.3				
928-950	Procedures on appendix	32,121	17,389	966	16.8	103,810	54.4	3.2	5.9				
951-982	Procedures on rectum and anus	26,667	1,984	1,257	14.0	108,247	56.7	4.1	4.3				
983-1011	Procedures on liver, gallbladder, biliary tract and pancreas	267,925	199,930	6,924	140.4	585,022	306.6	2.2	5.7				
1040-1063	Other procedures on abdomen, peritoneum and hernia	89,821	85,147	22,675	47.1	129,069	67.6	1.4	9.4				
1064-1128	Procedures on kidney	87,598	47,630	2,666	45.9	270,549	141.8	3.1	5.8				
1160-1170	Procedures on bladder, ureter and urethra	18,119	3,500	426	9.5	81,920	42.9	4.5	5.4				
	Procedures on prostate and seminal vesicle												

(continued)

Table 9.2 (continued): Separation and procedure statistics, by procedure in ICD-10-AM groupings, private hospitals, Australia, 2000-01

Procedure blocks	Separations		Same day separations		Public patient separations		Separations per 10,000 population		Patient days	Patient per 10,000 population	ALOS (days)	ALOS (days) excluding same day
	Separations	Public patient separations	Separations	Public patient separations	Separations per 10,000 population	Patient days	Separations per 10,000 population					
1171-1176	1,134	504	62	0.6	2,196	1.2	1.9	2.7				
1177-1189	14,683	10,363	493	7.7	20,730	10.9	1.4	2.4				
1190-1203	6,941	5,240	350	3.6	11,347	5.9	1.6	3.6				
1240-1258	23,822	12,677	1,169	12.5	52,983	27.8	2.2	3.7				
1259-1273	100,827	73,703	3,682	52.8	186,164	97.6	1.8	4.1				
1274-1278	12,400	11,032	718	6.5	15,499	8.1	1.2	3.3				
1279-1288	17,025	4,738	850	8.9	64,508	33.8	3.8	4.9				
1289-1299	36,598	32,088	723	19.2	47,719	25.0	1.3	3.5				
1330-1335	37,755	237	2,228	19.8	196,558	103.0	5.2	5.2				
1336-1339	16,426	70	1,652	8.6	85,210	44.7	5.2	5.2				
1340	20,635	23	855	10.8	138,639	72.7	6.7	6.7				
1341-1347	34,003	1,537	1,522	17.8	164,035	86.0	4.8	5.0				
1360-1372	4,038	2,669	40	2.1	5,724	3.0	1.4	2.2				
1373-1380	347	25	3	0.2	5,448	2.9	15.7	16.8				
1381-1393	3,622	249	14	1.9	33,288	17.4	9.2	9.8				
1394-1407	21,758	1,828	371	11.4	49,090	25.7	2.3	2.4				
1408-1438	10,751	2,768	599	5.6	27,808	14.6	2.6	3.1				
1439-1475	24,672	14,432	667	12.9	33,145	17.4	1.3	1.8				
1476-1494	18,018	383	546	9.4	209,302	109.7	11.6	11.8				
1495-1525	84,709	44,812	1,642	44.4	257,125	134.8	3.0	5.3				
1526-1549	21,514	5,282	528	11.3	69,828	36.6	3.2	4.0				
1550-1579	55,583	23,547	1,392	29.1	194,795	102.1	3.5	5.3				
1600-1660	119,029	85,316	3,090	62.4	282,608	148.1	2.4	5.9				
1661-1718	26,168	11,366	309	13.7	57,053	29.9	2.2	3.1				
1740-1759	25,870	10,244	611	13.6	52,107	32.5	2.4	3.3				
1760-1799	124,484	111,345	4,781	65.2	207,106	108.5	1.7	7.3				
1820-1866	30,488	5,521	1,042	16.0	115,262	60.4	3.8	4.4				
1867-1908	182,221	92,293	6,710	95.5	1,125,243	589.7	6.2	11.5				
1909-1915	1,132,767	584,857	30,496	593.7	2,674,537	1,401.7	2.4	4.4				
1916	246,693	23,147	10,136	129.3	2,503,761	1,312.2	10.1	11.1				
1940-2016	91,594	15,044	4,308	48.1	816,387	427.9	8.9	10.5				
	244,372	75,370	17,358	128.1	1,008,058	528.3	4.1	5.5				
Total^(a)	2,270,791	1,329,020	101,612	1,190.1	6,737,341	3,530.9	3.0	5.7				

(a) As more than one procedure can be reported for each separation, the totals are not the sums of the rows of the table.

Note: Abbreviation: ALOS—average length of stay.

Table 9.3: Separations, by procedure in ICD-10-AM groupings, public hospitals, States and Territories, 2000-01

Procedure blocks	NSW	Vic	Qld	WA	SA	Tas	ACT	NT	Total
1-28 Procedures on skull, meninges and brain	2,958	2,384	1,206	860	630	214	167	64	8,483
29-59 Procedures on spinal canal and spinal cord structures	25,274	29,324	16,923	8,573	6,978	2,438	1,449	1,176	92,135
60-86 Procedures on peripheral nervous system	6,707	6,055	3,492	3,311	2,548	530	378	218	23,239
110-129 Procedures on parathyroid and thyroid glands	2,003	1,443	966	358	493	121	84	33	5,501
160-192 Procedures on eyeball, cornea, sclera, iris and ciliary body	2,466	2,056	1,402	943	746	81	57	120	7,871
193-203 Procedures on lens	13,756	12,472	5,014	4,475	4,588	130	377	431	41,243
204-256 Procedures on retina, conjunctiva and other areas of eye	4,998	4,699	2,388	1,731	1,841	190	102	160	16,109
300-306 Procedures on external ear	865	782	785	352	250	74	49	60	3,218
307-333 Procedures on eardrum, middle and inner ear and mastoid	5,815	7,323	5,382	2,753	2,902	246	480	256	25,157
370-389 Procedures on nose and sinuses	5,288	6,682	3,601	2,173	3,069	235	286	131	21,465
390-399 Procedures on tongue, salivary gland and ducts	1,525	1,062	718	336	325	59	61	38	4,124
400-408 Procedures on mouth, palate or uvula	1,204	1,554	1,030	486	434	118	59	45	4,930
409-422 Procedures on tonsils, adenoids and pharynx	6,273	6,782	4,386	2,077	2,297	312	370	165	22,662
450-490 Dental and orthodontic procedures	6,582	6,496	6,472	2,591	2,909	582	366	406	26,404
520-542 Procedures on larynx and trachea	3,261	2,640	1,839	715	720	157	167	103	9,602
543-558 Procedures on bronchus, lung and pleura	6,782	5,695	4,276	1,893	1,888	602	269	178	21,583
559-567 Procedures on chest wall, mediastinum and diaphragm	5,338	4,021	2,994	1,532	1,295	327	298	182	15,987
600-638 Airway management, continuous ventilatory support	12,271	10,472	6,233	3,169	2,967	789	759	549	37,209
639-666 Procedures on atrium, ventricle, septum and valves	12,016	7,054	5,744	4,346	3,518	479	1,270	20	34,449
667-693 Other procedures on heart, myocardium and pericardium	8,078	6,502	3,728	1,868	1,930	577	447	32	23,162
694-767 Procedures on coronary arteries and aorta	18,212	11,942	8,048	5,582	5,642	1,539	1,679	44	52,688
800-817 Procedures on arteries and veins	24,616	20,124	14,307	6,756	6,796	2,046	2,989	791	78,425
850-869 Procedures on blood and blood-forming organs	7,024	6,922	4,835	2,513	1,977	398	586	127	24,382
870-890 Procedures on oesophagus	3,720	2,515	2,170	916	1,294	332	231	95	11,273
891-903 Procedures on stomach	3,946	3,814	2,272	1,152	1,252	212	206	82	12,936
904-925 Procedures on small intestine	2,368	1,813	1,131	683	605	159	126	33	6,918
926-927 Procedures on large intestine	44,426	28,848	19,218	16,492	11,692	1,667	2,161	945	125,449
928-950 Procedures on appendix	6,598	4,979	3,290	2,045	1,337	414	424	221	19,308
951-982 Procedures on rectum and anus	11,108	6,963	3,986	2,552	2,658	523	341	231	28,462
983-1011 Procedures on liver, gallbladder, biliary tract and pancreas	14,679	11,438	7,185	3,804	3,870	973	877	307	43,133
1040-1063 Other procedures on abdomen, peritoneum and hernia	66,148	54,962	34,027	22,308	18,472	2,914	3,335	1,790	203,956
1064-1128 Procedures on kidney	143,744	161,575	77,819	54,272	36,953	10,340	12,642	19,701	517,046
1160-1170 Procedures on prostate and seminal vesicle	28,886	22,446	14,525	9,139	6,289	1,997	1,258	552	87,092
	3,508	3,690	1,525	787	1,234	332	193	55	11,424

(continued)

Table 9.3 (continued): Separations, by procedure in ICD-10-AM groupings, public hospitals, States and Territories, 2000-01

Procedure blocks	NSW	Vic	Qld	WA	SA	Tas	ACT	NT	Total
1171-1176 Procedures on scrotum and tunic vaginalis	865	668	404	278	200	57	52	34	2,558
1177-1189 Procedures on testis, vas deferens, epididymis, spermatic cord	4,484	4,265	1,748	1,683	1,725	209	127	111	14,352
1190-1203 Procedures on penis and other male genital organs	4,382	3,592	1,104	1,042	1,090	118	81	196	11,605
1240-1258 Procedures on ovaries and other female genital organs	9,836	10,056	5,258	4,169	2,694	622	433	507	33,575
1259-1273 Procedures on uterus	32,021	33,723	14,356	9,862	13,382	1,730	1,371	1,801	108,246
1274-1278 Procedures on cervix	5,557	5,665	5,022	1,206	2,402	354	194	303	20,703
1279-1288 Procedures on vagina and pelvic floor	5,530	4,897	5,418	1,961	4,042	259	167	56	22,330
1289-1299 Procedures on other female genital organs	5,480	5,592	1,762	1,442	1,684	183	132	150	16,525
1300-1335 Induction and augmentation of labour	33,749	24,733	18,749	8,913	7,883	1,863	1,805	1,339	99,034
1336-1339 Spontaneous vertex, or forceps, vacuum or breech delivery	7,098	5,472	8,409	11,639	1,892	412	393	212	35,527
1340 Caesarean delivery	13,130	9,769	7,915	3,608	3,115	741	676	594	39,548
1341-1347 Other obstetric and postpartum procedures	29,816	20,960	18,684	7,638	7,315	1,523	1,416	1,071	88,423
1360-1372 Procedures on head, facial bones and joints	2,028	1,643	1,443	653	611	193	127	170	6,868
1373-1380 Procedures on neck, thorax and ribs	197	165	85	59	65	16	6	4	598
1381-1393 Procedures on spinal cord and vertebrae	719	598	544	261	179	30	34	2	2,367
1394-1407 Procedures on shoulder, scapula and clavicle	2,390	1,931	1,731	864	838	111	176	94	8,135
1408-1438 Procedures on humerus, elbow and forearm	11,011	6,756	5,310	2,673	2,163	576	702	513	29,704
1439-1475 Procedures on hand, wrist and phalanges	8,386	7,007	4,879	2,731	2,401	593	489	422	26,908
1476-1494 Procedures on hip, pelvis and femur	9,773	7,001	4,218	2,446	2,351	664	598	193	27,234
1495-1525 Procedures on knee, patella, tibia and fibula	12,051	11,166	7,194	3,926	4,714	757	965	549	41,322
1526-1549 Procedures on ankle, foot and toes	6,393	5,382	3,439	1,935	1,738	459	444	283	20,073
1550-1579 Other procedures for musculoskeletal system	14,792	13,571	8,840	5,380	4,004	1,059	878	821	49,345
1600-1660 Procedures on skin and subcutaneous tissue	41,118	33,992	35,778	14,766	18,584	2,670	1,694	2,305	150,907
1661-1718 Plastic, cosmetic and corrective procedures	2,695	3,602	1,767	983	1,375	179	169	74	10,844
1740-1759 Procedures on breast	5,341	5,277	2,720	1,939	1,893	358	317	151	17,996
1780-1799 Chemotherapeutic and radiation oncology procedures	16,247	46,840	29,868	17,336	15,943	1,519	4,710	810	133,273
1820-1866 Diagnostic interventions	13,576	6,052	13,320	3,940	9,693	561	262	68	47,472
1867-1908 Therapeutic interventions	107,748	80,420	59,664	36,976	34,697	9,918	6,013	2,468	337,904
1909-1915 Administrative/clinical/client support interventions	341,139	273,892	162,834	100,671	86,704	18,867	16,022	10,960	1,011,079
1916 Generalised allied health interventions	234,626	172,475	111,935	63,327	56,129	12,675	11,300	6,044	666,511
1940-2016 Imaging services	111,022	74,522	43,061	22,576	21,274	5,710	4,869	2,360	285,394
No procedure or not reported	383,912	257,871	203,966	80,224	89,315	18,025	8,563	16,590	1,058,466
Total^(a)	1,238,444	1,028,636	688,647	362,645	357,059	71,895	61,308	58,973	3,867,607

(a) As more than one procedure can be reported for each separation, the totals are not the sums of the rows of the table.

Table 9.4: Separations, by procedure in ICD-10-AM groupings, private hospitals, States and Territories, 2000-01

Procedure blocks	NSW	Vic	Qld	WA	SA	Tas	ACT	NT	Total
1-28	716	818	706	221	208	n.p.	n.p.	n.a.	2,784
Procedures on skull, meninges and brain									
29-60	17,732	20,649	15,780	10,511	6,115	3,079	749	n.a.	74,615
Procedures on spinal canal and spinal cord structures									
61-86	8,966	7,693	6,579	6,019	3,821	n.p.	n.p.	n.a.	34,810
Procedures on peripheral nervous system									
110-129	1,553	1,080	1,006	397	340	n.p.	n.p.	n.a.	4,572
Procedures on parathyroid and thyroid glands									
160-192	3,615	1,771	3,148	1,014	1,106	n.p.	n.p.	n.a.	11,083
Procedures on eyeball, cornea, sclera, iris and ciliary body									
193-203	33,237	19,862	21,528	8,018	6,589	n.p.	n.p.	n.a.	93,544
Procedures on lens									
204-256	5,052	3,336	4,719	2,048	997	n.p.	n.p.	n.a.	16,980
Procedures on retina, conjunctiva and other areas of eye									
300-306	681	361	357	287	211	n.p.	n.p.	n.a.	1,985
Procedures on external ear									
307-333	6,940	5,724	4,750	3,001	3,316	n.p.	n.p.	n.a.	24,579
Procedures on eardrum, middle and inner ear and mastoid									
370-389	8,728	5,932	5,255	3,058	3,586	n.p.	n.p.	n.a.	27,429
Procedures on nose and sinuses									
390-399	972	679	608	416	304	86	53	n.a.	3,118
Procedures on tongue, salivary gland and ducts									
400-408	1,621	1,310	1,265	1,041	840	n.p.	n.p.	n.a.	6,279
Procedures on mouth, palate or uvula									
409-422	6,397	3,750	4,620	2,362	1,813	n.p.	n.p.	n.a.	19,695
Procedures on tonsils, adenoids and pharynx									
450-490	18,638	18,751	13,639	10,120	5,525	1,544	820	n.a.	69,137
Dental and orthodontic procedures									
520-542	1,252	1,040	998	563	466	n.p.	n.p.	n.a.	4,487
Procedures on larynx and trachea									
543-558	1,596	2,121	2,473	713	823	293	72	n.a.	8,091
Procedures on bronchus, lung and pleura									
559-567	1,017	1,567	1,372	609	467	141	79	n.a.	5,252
Procedures on chest wall, mediastinum and diaphragm									
568-569	3,602	3,061	2,891	546	973	n.p.	n.p.	n.a.	11,455
Airway management, continuous ventilatory support									
600-638	12,638	9,597	8,856	3,572	3,032	n.p.	n.p.	n.a.	38,543
Procedures on atrium, ventricle, septum and valves									
639-666	5,432	4,207	3,352	681	1,459	n.p.	n.p.	n.a.	15,318
Other procedures on heart, myocardium and pericardium									
667-693	16,515	13,526	10,264	4,342	3,680	n.p.	n.p.	n.a.	50,005
Procedures on coronary arteries and aorta									
694-767	8,921	11,366	9,432	3,425	3,154	n.p.	n.p.	n.a.	38,198
Procedures on arteries and veins									
800-817	3,268	3,450	4,572	1,210	1,209	389	302	n.a.	14,403
Procedures on blood and blood-forming organs									
850-869	2,895	2,139	2,965	528	1,418	433	53	n.a.	10,451
Procedures on oesophagus									
870-890	1,148	2,049	1,863	610	773	215	59	n.a.	6,717
Procedures on stomach									
891-903	1,055	1,095	895	412	418	n.p.	n.p.	n.a.	4,051
Procedures on small intestine									
904-925	85,492	60,193	59,956	23,808	16,444	n.p.	n.p.	n.a.	251,933
Procedures on large intestine									
926-927	1,501	1,791	2,173	1,198	612	314	85	n.a.	7,674
Procedures on appendix									
928-950	12,671	6,329	6,824	2,976	2,227	639	255	n.a.	32,121
Procedures on rectum and anus									
951-982	7,707	6,393	6,062	2,950	2,380	761	414	n.a.	26,667
Procedures on liver, gallbladder, biliary tract and pancreas									
983-1011	82,695	71,787	64,288	24,010	17,500	5,991	1,654	n.a.	267,925
Other procedures on abdomen, peritoneum and hernia									
1040-1063	16,920	19,227	27,955	13,685	11,808	n.p.	n.p.	n.a.	89,821
Procedures on kidney									
1064-1128	28,275	18,431	19,480	9,452	7,723	2,822	1,615	n.a.	87,598
Procedures on bladder, ureter and urethra									
1160-1170	5,769	5,374	3,222	1,428	1,281	n.p.	n.p.	n.a.	18,119
Procedures on prostate and seminal vesicle									

(continued)

Table 9.4 (continued): Separations, by procedure in ICD-10-AM groupings, private hospitals, States and Territories, 2000-01

Procedure blocks	NSW	Vic	Qld	WA	SA	Tas	ACT	NT	Total
1171-1175 Procedures on scrotum and tunical vaginalis	397	213	238	150	79	28	29	n.a.	1,134
1177-1189 Procedures on testis, vas deferens, epididymis, spermatic cord	4,832	3,596	2,469	1,673	1,365	n.p.	n.p.	n.a.	14,683
1190-1203 Procedures on penis and other male genital organs	2,733	1,471	1,100	889	395	n.p.	n.p.	n.a.	6,941
1240-1258 Procedures on ovaries and fallopian tubes	6,998	6,442	4,533	2,910	1,673	n.p.	n.p.	n.a.	23,822
1259-1273 Procedures on uterus	37,744	26,180	15,489	11,352	5,975	n.p.	n.p.	n.a.	100,827
1274-1278 Procedures on cervix	4,290	3,093	2,987	1,062	563	n.p.	n.p.	n.a.	12,400
1279-1288 Procedures on vagina and pelvic floor	5,462	3,691	3,527	2,118	1,276	698	255	n.a.	17,029
1289-1299 Procedures on other female genital organs	12,925	9,526	8,258	2,877	1,297	n.p.	n.p.	n.a.	36,598
1330-1335 Induction and augmentation of labour	11,384	9,015	7,309	5,550	2,634	n.p.	n.p.	n.a.	37,755
1336-1339 Spontaneous vertex, or forceps, vacuum or breech delivery	3,202	2,873	3,302	5,767	763	n.p.	n.p.	n.a.	16,426
1340 Caesarean delivery	5,649	4,775	4,956	2,919	1,366	n.p.	n.p.	n.a.	20,635
1341-1347 Other obstetric and postpartum procedures	9,884	9,070	6,963	4,395	2,142	n.p.	n.p.	n.a.	34,003
1360-1372 Procedures on head, facial bones and joints	1,140	911	927	427	456	n.p.	n.p.	n.a.	4,038
1373-1380 Procedures on neck, thorax and ribs	113	93	73	23	30	n.p.	n.p.	n.a.	347
1381-1383 Procedures on spinal cord and vertebrae	950	874	773	343	428	n.p.	n.p.	n.a.	3,622
1394-1407 Procedures on shoulder, scapula and clavicle	6,373	5,339	3,402	3,586	2,323	385	350	n.a.	21,758
1408-1438 Procedures on humerus, elbow and forearm	2,613	2,702	2,457	1,408	1,091	361	119	n.a.	10,751
1439-1475 Procedures on hand, wrist and phalanges	6,756	6,378	4,965	2,982	2,548	n.p.	n.p.	n.a.	24,672
1476-1494 Procedures on hip, pelvis and femur	4,614	5,286	3,458	1,872	1,834	n.p.	n.p.	n.a.	18,018
1495-1525 Procedures on knee, patella, tibia and fibula	26,676	21,787	13,108	10,169	9,413	2,155	1,401	n.a.	84,709
1526-1549 Procedures on ankle, foot and toes	6,032	6,085	3,365	2,871	2,184	639	338	n.a.	21,514
1550-1579 Other procedures for musculoskeletal system	17,536	15,173	8,912	6,619	5,029	1,556	758	n.a.	55,583
1600-1660 Procedures on skin and subcutaneous tissue	33,871	26,230	28,135	12,317	12,625	n.p.	n.p.	n.a.	119,029
1661-1718 Plastic, cosmetic and corrective procedures	7,457	6,651	5,237	2,913	2,586	662	491	n.a.	26,168
1740-1759 Procedures on breast	7,457	6,651	5,237	2,913	2,586	662	491	n.a.	26,168
1780-1799 Chemotherapeutic and radiation oncology procedures	23,577	38,405	35,159	12,384	11,321	n.p.	n.p.	n.a.	124,484
1820-1866 Diagnostic interventions	10,113	6,094	8,537	1,701	2,649	1,286	108	n.a.	30,488
1867-1908 Therapeutic interventions	46,600	39,011	60,898	17,511	12,737	3,652	1,912	n.a.	182,221
1909-1915 Administrative/clinical/client support interventions	364,712	266,156	253,166	119,349	84,323	32,263	12,798	n.a.	1,132,767
1916 Generalised allied health interventions	75,621	69,824	49,130	16,690	25,864	6,521	2,743	n.a.	246,693
1940-2016 Imaging services	21,431	24,589	23,126	10,627	7,714	3,363	844	n.a.	91,694
No procedure or not reported	44,392	69,243	64,853	32,337	19,097	12,608	1,842	n.a.	244,372
Total^(a)	639,762	580,420	526,313	250,129	184,305	65,256	24,606	n.a.	2,270,791

(a) As more than one procedure can be reported for each separation, the totals are not the sums of the rows of the table.

n.a. not available.

n.p. not published.

Table 9.5: Separations, by number of procedures reported and hospital sector, States and Territories, 2000-01

Hospital sector	Number										Total	
	NSW	Vic	Qld	WA	SA	Tas	ACT	NT				
Public hospitals												
Separations ^(a)	1,238,444	1,028,636	688,647	362,645	367,059	71,895	61,308	58,973	3,867,607			
No procedure reported	383,912	257,871	203,986	80,224	89,315	18,025	8,563	16,590	1,058,466			
One procedure code only	326,227	341,442	218,112	125,116	127,862	24,235	26,511	26,491	1,215,996			
Two procedure codes only	261,404	224,358	140,405	81,537	76,333	14,888	13,389	9,201	821,515			
Three procedure codes only	128,629	97,286	62,048	37,339	33,852	7,036	5,960	3,443	375,613			
Four procedure codes only	60,657	48,934	27,860	17,760	14,260	3,394	2,855	1,493	177,213			
Five or more procedure codes	77,615	58,745	36,256	20,669	15,437	4,317	4,010	1,755	218,804			
Mean procedure codes per separation ^(b)	2.4	2.2	2.2	2.2	2.0	2.2	2.1	1.8	2.2			
Maximum number of procedure codes	20	25	31	31	25	30	25	30	..			
Private hospitals												
Separations ^(a)	639,762	580,420	525,313	250,129	184,305	65,256	24,606	n.a.	2,270,791			
No procedure reported	44,392	69,243	64,853	32,337	19,097	12,608	1,842	n.a.	244,372			
One procedure code only	135,080	156,110	118,681	57,532	50,753	12,274	6,096	n.a.	536,526			
Two procedure codes only	265,100	215,390	205,818	97,723	61,965	25,343	8,680	n.a.	880,019			
Three procedure codes only	120,457	80,663	81,154	36,634	28,575	9,401	4,423	n.a.	361,307			
Four procedure codes only	42,075	31,929	27,438	14,430	12,211	3,153	2,116	n.a.	133,362			
Five or more procedure codes	32,658	27,085	28,389	11,473	11,704	2,507	1,449	n.a.	115,245			
Mean procedure codes per separation ^(b)	2.3	2.2	2.3	2.3	2.3	2.3	2.4	n.a.	2.3			
Maximum number of procedure codes	20	25	31	31	25	30	20	n.a.	..			
	Per cent											
Public hospitals												
No procedure reported	31.0	25.1	29.6	22.1	25.0	25.1	14.0	28.1	27.4			
One procedure code only	26.3	33.2	31.7	34.5	35.8	33.7	43.2	44.9	31.4			
Two procedure codes only	21.1	21.8	20.4	22.5	21.4	20.7	21.8	15.6	21.2			
Three procedure codes only	10.4	9.5	9.0	10.3	9.5	9.8	9.8	5.8	9.7			
Four procedure codes only	4.9	4.8	4.0	4.9	4.0	4.7	4.7	2.5	4.6			
Five or more procedure codes	6.3	5.7	5.3	5.7	4.3	6.0	6.5	3.0	5.7			
Private hospitals												
No procedure reported	6.9	11.9	12.3	12.9	10.4	19.3	7.5	n.a.	10.8			
One procedure code only	21.1	26.9	22.5	23.0	27.5	18.8	24.8	n.a.	23.6			
Two procedure codes only	41.4	37.1	39.1	39.1	33.6	38.8	35.3	n.a.	38.8			
Three procedure codes only	18.8	13.9	15.4	14.6	15.5	14.4	18.0	n.a.	15.9			
Four procedure codes only	6.6	5.5	5.2	5.8	6.6	4.8	8.6	n.a.	5.9			
Five or more procedure codes	5.1	4.7	5.4	4.6	6.4	3.8	5.9	n.a.	5.1			

(a) Includes separations for which no procedure codes were reported.

(b) Means are for separations with one or more procedures

.. not applicable.

n.a. not available.

Note: The Institute requested up to 31 procedure codes to be reported

Table 9.6: Procedures in ICD-10-AM groupings, public hospitals, States and Territories, 2000-01

Procedure block number	NSW	Vic	Qld	WA	SA	Tas	ACT	NT	Total
1-28 Procedures on skull, meninges and brain	4,491	3,639	1,854	1,393	816	383	259	91	12,926
29-59 Procedures on spinal canal and spinal cord structures	26,459	31,217	19,430	9,529	7,341	2,648	1,535	1,211	99,370
60-86 Procedures on peripheral nervous system	7,164	6,417	3,813	3,568	2,693	585	408	231	24,879
110-129 Procedures on parathyroid and thyroid glands	2,153	1,545	1,082	468	524	130	114	36	6,052
160-192 Procedures on eyeball, cornea, sclera, iris and ciliary body	2,961	2,246	1,633	1,061	607	92	66	127	6,992
193-203 Procedures on lens	13,820	12,631	5,076	4,504	4,615	130	380	436	41,492
204-266 Procedures on retina, conjunctiva and other areas of eye	6,087	5,683	2,784	2,017	2,110	214	115	176	19,166
300-306 Procedures on external ear	901	803	810	368	267	78	49	68	3,344
307-333 Procedures on eardrum, middle and inner ear and mastoid	6,733	7,911	5,788	2,949	3,213	278	600	284	27,756
370-389 Procedures on nose and sinuses	8,871	11,839	5,130	3,935	5,225	361	515	200	36,076
390-399 Procedures on tongue, salivary gland and ducts	1,577	1,113	738	352	335	63	66	42	4,266
400-408 Procedures on mouth, palate or uvula	1,226	1,591	1,051	503	445	122	66	47	5,051
409-422 Procedures on tonsils, adenoids and pharynx	6,354	6,879	4,456	2,138	2,337	321	374	169	23,028
450-490 Dental and orthodontic procedures	16,215	16,150	18,159	10,495	7,642	1,353	845	872	71,731
520-542 Procedures on larynx and trachea	3,565	2,965	2,055	828	808	170	194	106	10,792
543-558 Procedures on bronchus, lung and pleura	7,786	5,657	4,807	2,168	2,096	664	328	193	24,699
559-567 Procedures on chest wall, mediastinum and diaphragm	6,078	4,950	3,574	1,868	1,489	361	346	216	18,582
568-569 Airway management, continuous ventilatory support	22,711	19,734	11,904	5,820	5,713	1,427	1,518	1,193	70,020
600-638 Procedures on atrium, ventricle, septum and valves	12,598	7,826	6,200	4,515	3,562	497	1,288	20	36,506
639-666 Other procedures on heart, myocardium and pericardium	11,760	9,963	5,383	2,951	2,810	770	683	38	35,378
667-683 Procedures on coronary arteries and aorta	25,140	16,876	11,055	7,552	6,827	2,301	2,035	44	71,830
694-767 Procedures on arteries and veins	31,367	25,377	18,750	8,442	8,668	2,706	3,506	999	99,815
800-817 Procedures on blood and blood-forming organs	7,531	7,297	5,216	2,784	2,240	427	614	132	26,243
850-869 Procedures on oesophagus	3,936	2,679	2,287	1,007	1,398	347	251	107	12,012
870-890 Procedures on stomach	4,254	4,158	2,448	1,290	1,340	228	229	95	14,042
891-903 Procedures on small intestine	2,636	2,087	1,292	800	686	177	155	43	7,876
904-925 Procedures on large intestine	46,028	29,803	19,850	17,034	12,091	1,755	2,224	982	129,767
926-927 Procedures on appendix	6,614	4,985	3,296	2,047	1,352	414	425	222	19,357
928-950 Procedures on rectum and anus	12,913	8,177	4,539	3,314	2,993	596	380	260	33,172
951-982 Procedures on liver, gallbladder, biliary tract and pancreas	23,715	16,036	11,409	5,903	6,039	1,329	1,321	478	66,230
983-1011 Other procedures on abdomen, peritoneum and hernia	70,293	57,840	36,105	23,559	19,643	3,100	3,533	1,901	215,974
1040-1063 Procedures on kidney	144,996	162,515	78,412	55,123	37,190	10,381	12,722	19,739	521,075
1064-1126 Procedures on bladder, ureter and urethra	38,198	26,954	17,966	11,601	10,312	2,574	1,752	718	110,075
1160-1170 Procedures on prostate and seminal vesicle	3,788	3,751	1,562	800	1,259	349	215	57	11,782

(continued)

Table 9.6 (continued): Procedures in ICD-10-AM groupings, public hospitals, States and Territories, 2000-01

Procedure block number	NSW	Vic	Qld	WA	SA	Tas	ACT	NT	Total
1171-1176 Procedures on scrotum and tunicular vaginalis	878	682	411	286	203	61	54	37	2,612
1177-1189 Procedures on testis, vas deferens, epididymis, spermatic cord	4,720	4,460	1,833	1,800	1,821	231	139	118	15,122
1190-1203 Procedures on penis and other male genital organs	4,559	3,698	1,175	1,116	1,127	132	89	201	12,097
1240-1258 Procedures on ovaries and fallopian tubes	10,575	10,916	5,730	4,600	2,962	660	473	553	36,469
1259-1273 Procedures on uterus	42,531	44,441	20,230	12,535	16,639	2,039	1,928	2,084	142,488
1274-1278 Procedures on cervix	6,723	6,447	5,637	1,388	2,558	394	249	320	23,716
1279-1288 Procedures on vagina and pelvic floor	6,227	5,538	5,789	2,225	4,297	292	191	62	24,521
1289-1299 Procedures on other female genital organs	5,630	6,020	1,829	1,492	1,719	187	137	153	17,167
1330-1335 Induction and augmentation of labour	42,937	32,100	23,986	12,169	11,514	2,501	2,420	1,558	129,285
1336-1339 Spontaneous vertex, or forceps, vacuum or breech delivery	7,649	6,013	8,618	12,168	2,053	465	430	234	37,630
1340 Caesarean delivery	13,143	9,771	7,924	3,612	3,117	741	676	594	39,573
1341-1347 Other obstetric and postpartum procedures	32,616	24,293	23,118	8,583	8,241	1,676	1,339	1,193	101,259
1360-1372 Procedures on head, facial bones and joints	2,296	1,808	1,619	789	725	220	141	241	7,839
1373-1380 Procedures on neck, thorax and ribs	258	200	99	86	80	22	6	4	755
1381-1393 Procedures on spinal cord and vertebrae	1,056	858	803	331	257	37	41	2	3,385
1394-1407 Procedures on shoulder, scapula and clavicle	2,543	2,155	1,885	1,013	942	118	192	117	8,968
1408-1438 Procedures on humerus, elbow and forearm	12,929	8,123	6,374	3,294	2,559	689	851	657	35,476
1439-1475 Procedures on hand, wrist and phalanges	9,709	8,496	5,754	3,417	2,912	693	580	553	32,124
1476-1494 Procedures on hip, pelvis and femur	10,383	7,602	4,534	2,668	2,479	707	637	227	29,237
1495-1525 Procedures on knee, patella, tibia and fibula	13,464	12,696	8,076	4,569	5,292	859	1,142	703	46,801
1526-1549 Procedures on ankle, foot and toes	7,639	6,818	4,130	2,489	2,207	537	568	356	24,744
1550-1579 Other procedures for musculoskeletal system	16,805	16,440	10,335	6,449	4,523	1,215	1,035	1,070	57,872
1600-1660 Procedures on skin and subcutaneous tissue	56,793	47,030	49,336	21,103	25,393	3,642	2,418	3,284	209,001
1661-1718 Plastic, cosmetic and corrective procedures	3,303	4,314	2,153	1,224	1,710	205	213	80	13,202
1740-1759 Procedures on breast	6,552	6,394	3,364	2,595	2,160	488	344	174	22,071
1780-1799 Chemotherapeutic and radiation oncology procedures	17,384	49,532	31,410	17,939	17,993	1,590	4,756	822	141,426
1820-1866 Diagnostic interventions	17,218	7,284	14,111	4,380	9,961	577	262	68	53,861
1867-1908 Therapeutic interventions	142,684	96,506	74,390	44,452	40,501	11,191	7,314	3,379	420,417
1909-1915 Administrative/clinical/client support interventions	365,706	287,575	173,949	107,195	91,503	20,975	16,845	11,776	1,075,524
1916 Generalised allied health interventions	414,207	345,104	179,031	99,198	82,627	21,079	19,442	9,337	1,170,025
1940-2016 Imaging services	151,366	98,194	55,638	29,521	26,951	7,449	6,541	2,761	378,541
Total procedures	2,021,522	1,691,405	1,054,202	617,372	543,912	119,063	110,865	74,371	6,232,712

Table 9.7: Procedures in ICD-10-AM groupings, private hospitals, States and Territories, 2000-01

Procedure block number	NSW	Vic	Qld	WA	SA	Tas	ACT	NT	Total
1-28 Procedures on skull, meninges and brain	1,331	1,291	1,194	294	311	n.p.	n.p.	n.a.	4,615
29-59 Procedures on spinal canal and spinal cord structures	20,503	23,182	17,928	12,298	7,479	3,252	874	n.a.	85,516
60-86 Procedures on peripheral nervous system	10,098	8,436	8,932	6,521	4,130	n.p.	n.p.	n.a.	40,008
110-129 Procedures on parathyroid and thyroid glands	1,729	1,167	1,125	459	367	n.p.	n.p.	n.a.	5,055
160-192 Procedures on eyeball, cornea, sclera, iris and ciliary body	4,061	1,833	3,513	1,078	1,585	n.p.	n.p.	n.a.	12,518
193-203 Procedures on lens	33,309	21,895	21,632	8,033	6,609	n.p.	n.p.	n.a.	95,789
204-256 Procedures on retina, conjunctiva and other areas of eye	6,589	4,254	6,838	2,416	1,239	n.p.	n.p.	n.a.	22,397
300-306 Procedures on external ear	741	374	402	294	225	n.p.	n.p.	n.a.	2,133
307-333 Procedures on ear drum, middle and inner ear and mastoid	7,614	6,035	5,157	3,197	3,633	n.p.	n.p.	n.a.	26,545
370-389 Procedures on nose and sinuses	19,296	10,984	11,879	5,911	8,722	n.p.	n.p.	n.a.	58,704
390-399 Procedures on tongue, salivary gland and ducts	1,018	698	634	433	314	91	56	n.a.	3,244
400-406 Procedures on mouth, palate or uvula	1,709	1,358	1,356	1,073	1,017	n.p.	n.p.	n.a.	6,725
409-422 Procedures on tonsils, adenoids and pharynx	6,483	3,791	4,665	2,415	1,835	n.p.	n.p.	n.a.	19,940
450-490 Dental and orthodontic procedures	47,707	41,241	30,286	24,742	12,661	4,282	2,070	n.a.	162,989
520-542 Procedures on larynx and trachea	1,336	1,169	1,076	590	505	n.p.	n.p.	n.a.	4,856
543-558 Procedures on bronchus, lung and pleura	1,992	2,635	2,965	799	1,009	316	94	n.a.	9,810
559-567 Procedures on chest wall, mediastinum and diaphragm	1,163	1,830	1,651	704	530	160	94	n.a.	6,122
568-569 Airway management, continuous ventilatory support	4,662	3,885	4,081	865	1,409	n.p.	n.p.	n.a.	15,462
600-638 Procedures on atrium, ventricle, septum and valves	13,031	10,075	9,258	3,604	3,100	n.p.	n.p.	n.a.	39,922
639-666 Other procedures on heart, myocardium and pericardium	8,043	6,676	4,980	1,020	2,180	n.p.	n.p.	n.a.	23,229
667-693 Procedures on coronary arteries and aorta	25,666	18,076	14,653	5,205	5,071	n.p.	n.p.	n.a.	70,757
694-767 Procedures on arteries and veins	12,455	15,486	12,832	4,634	4,311	n.p.	n.p.	n.a.	52,255
800-817 Procedures on blood and blood-forming organs	3,430	3,565	4,713	1,271	1,284	408	334	n.a.	15,005
850-869 Procedures on oesophagus	2,963	2,211	3,031	551	1,469	442	54	n.a.	10,711
870-890 Procedures on stomach	1,217	2,282	2,198	679	878	230	71	n.a.	7,555
891-903 Procedures on small intestine	1,192	1,234	1,015	453	481	n.p.	n.p.	n.a.	4,590
904-925 Procedures on large intestine	86,813	60,873	61,203	24,202	16,751	5,549	628	n.a.	256,019
926-927 Procedures on appendix	1,503	1,797	2,185	1,198	615	315	85	n.a.	7,698
928-950 Procedures on rectum and anus	14,942	7,241	8,078	3,602	2,503	964	308	n.a.	37,638
951-982 Procedures on liver, gallbladder, biliary tract and pancreas	13,488	9,555	10,336	4,935	3,962	993	757	n.a.	44,026
983-1011 Other procedures on abdomen, peritoneum and hernia	84,953	73,645	66,959	24,821	18,187	6,152	1,741	n.a.	276,456
1040-1063 Procedures on kidney	17,087	19,376	28,105	13,758	11,912	n.p.	n.p.	n.a.	90,498
1064-1128 Procedures on bladder, ureter and urethra	39,479	23,600	24,935	13,018	10,269	3,673	2,243	n.a.	117,217
1160-1170 Procedures on prostate and seminal vesicle	5,989	5,493	3,314	1,455	1,329	n.p.	n.p.	n.a.	18,687

(continued)

Table 9.7 (continued): Procedures in ICD-10-AM groupings, private hospitals, States and Territories, 2000–01

Procedure block number	NSW	Vic	Qld	WA	SA	Tas	ACT	NT	Total
1171–1176 Procedures on scrotum and tunical vaginalis	412	218	242	160	80	28	30	n.a.	1,170
1177–1189 Procedures on testis, vas deferens, epididymis, spermatic cord	5,176	3,786	2,620	1,796	1,435	n.p.	n.p.	n.a.	15,623
1190–1203 Procedures on penis and other male genital organs	2,938	1,552	1,163	987	424	n.p.	n.p.	n.a.	7,437
1240–1258 Procedures on ovaries and fallopian tubes	7,776	7,015	4,999	3,217	1,828	n.p.	n.p.	n.a.	26,210
1259–1273 Procedures on uterus	49,147	37,033	21,331	14,882	8,383	n.p.	n.p.	n.a.	136,362
1274–1278 Procedures on cervix	5,081	3,528	2,903	1,139	624	n.p.	n.p.	n.a.	14,130
1279–1288 Procedures on vagina and pelvic floor	6,530	4,411	4,139	2,410	1,602	794	280	n.a.	20,166
1289–1299 Procedures on other female genital organs	13,167	9,681	8,729	3,222	1,337	n.p.	n.p.	n.a.	37,869
1330–1335 Induction and augmentation of labour	16,187	12,472	10,528	8,724	4,326	n.p.	n.p.	n.a.	54,638
1336–1339 Spontaneous vertex, or forceps, vacuum or breech delivery	3,478	3,125	3,422	5,893	797	n.p.	n.p.	n.a.	17,267
1340 Caesarean delivery	5,651	4,775	4,972	2,920	1,386	n.p.	n.p.	n.a.	20,654
1341–1347 Other obstetric and postpartum procedures	10,561	10,006	7,816	4,919	2,317	n.p.	n.p.	n.a.	37,278
1360–1372 Procedures on head, facial bones and joints	1,287	972	1,041	457	499	n.p.	n.p.	n.a.	4,445
1373–1380 Procedures on neck, thorax and ribs	144	112	91	26	37	n.p.	n.p.	n.a.	426
1381–1393 Procedures on spinal cord and vertebrae	1,585	1,467	1,264	542	714	n.p.	n.p.	n.a.	5,817
1394–1407 Procedures on shoulder, scapula and clavicle	7,484	6,900	4,012	4,017	3,399	434	411	n.a.	26,557
1408–1436 Procedures on humerus, elbow and forearm	3,090	3,276	2,874	1,647	1,417	403	148	n.a.	12,855
1438–1475 Procedures on hand, wrist and phalanges	8,617	8,656	6,423	3,854	3,501	n.p.	n.p.	n.a.	32,476
1476–1494 Procedures on hip, pelvis and femur	5,028	5,679	3,697	1,973	2,012	n.p.	n.p.	n.a.	19,408
1495–1525 Procedures on knee, patella, tibia and fibula	30,807	25,325	14,817	11,854	11,818	2,414	1,654	n.a.	98,689
1526–1549 Procedures on ankle, foot and toes	9,142	8,971	4,358	4,152	3,597	842	488	n.a.	31,450
1550–1579 Other procedures for musculoskeletal system	20,058	17,812	10,157	7,840	5,861	1,794	878	n.a.	64,200
1600–1660 Procedures on skin and subcutaneous tissue	59,307	42,868	52,252	19,175	22,935	n.p.	n.p.	n.a.	202,832
1661–1718 Plastic, cosmetic and corrective procedures	11,152	8,903	7,456	4,331	3,435	n.p.	n.p.	n.a.	36,738
1740–1759 Procedures on breast	9,396	8,186	7,104	3,682	2,668	839	580	n.a.	32,455
1780–1799 Chemotherapeutic and radiation oncology procedures	23,893	39,112	35,628	12,484	12,023	n.p.	n.p.	n.a.	126,800
1820–1866 Diagnostic interventions	10,283	6,247	9,263	1,720	2,666	1,306	108	n.a.	31,593
1867–1908 Therapeutic interventions	52,744	42,569	82,440	24,315	14,488	4,023	1,933	n.a.	222,512
1909–1915 Administrative/clinical/client support interventions	374,718	272,733	264,500	121,757	88,988	33,316	13,090	n.a.	1,169,102
1916 Generalised allied health interventions	114,378	100,919	69,718	26,744	30,550	8,868	3,417	n.a.	354,594
1940–2016 Imaging services	26,680	31,326	30,591	13,232	9,299	4,159	1,001	n.a.	116,288
Total procedures	1,396,460	1,126,676	1,063,659	490,399	382,328	119,346	53,864	n.a.	4,632,732

n.a. not available.

n.p. not published.

Table 9.8: Separation and procedure statistics for the 30 ICD-10-AM procedure blocks with the highest number of separations, public hospitals, Australia, 2000-01

Procedure block	Separations	Same day separations	Public patient separations	Patient days	ALOS (days)	ALOS (days) excluding same day	Total procedures reported
1910 General anaesthesia	744,210	301,148	632,223	2,968,850	4.0	6.0	782,534
1916 Generalised allied health interventions	668,511	31,622	560,472	7,641,889	11.4	11.9	1,170,025
1059 Haemodialysis	499,335	488,391	444,155	628,992	1.3	12.8	499,651
1911 Sedation	268,872	190,959	226,399	960,250	3.6	9.9	276,718
1893 Transfusion of blood and gamma globulin	125,520	34,247	103,256	1,297,691	10.3	13.8	142,439
1780 Chemotherapy administration	121,571	102,905	107,165	266,963	2.2	8.8	124,572
1895 Injection or infusion of therapeutic or prophylactic substance	116,194	54,125	98,973	826,266	7.1	12.4	133,532
1952 Computerised tomography of brain	103,640	14,022	84,358	1,140,222	11.0	12.6	106,104
1008 Panendoscopy with excision	81,430	62,480	70,883	254,784	3.1	10.1	81,850
905 Fiberoptic colonoscopy	68,419	55,540	59,791	168,748	2.5	8.8	68,778
1344 Postpartum suture	53,947	1,226	49,411	186,327	3.5	3.5	54,346
1334 Medical or surgical induction of labour	47,044	1,717	42,995	192,496	4.1	4.2	48,302
1285 Curettage of uterus	46,970	41,015	40,581	57,084	1.2	2.7	47,004
911 Fiberoptic colonoscopy with excision	46,207	37,181	40,744	126,551	2.7	9.9	47,328
1335 Medical or surgical augmentation of labour	43,502	988	40,233	149,102	3.4	3.5	43,563
1005 Panendoscopy	41,444	26,498	35,905	221,604	5.3	13.1	42,083
1340 Caesarean section	39,548	106	35,341	224,528	5.7	5.7	39,578
668 Coronary angiography	36,971	12,395	30,003	180,213	4.9	6.8	37,236
197 Extracapsular crystalline lens extraction by phacoemulsification	36,111	31,889	28,437	40,023	1.1	1.9	36,127
1267 Evacuation of uterus	35,400	27,608	30,825	38,636	1.1	1.4	36,339
1333 Epidural injection during labour	34,881	239	31,340	155,319	4.5	4.5	35,505
738 Venous catheterisation	34,799	2,856	28,676	691,184	19.9	21.5	38,992
1259 Examination procedures on uterus	31,004	27,806	26,380	36,181	1.2	2.6	31,040
36 Spinal injection	30,441	1,759	26,658	207,590	6.8	7.2	32,053
607 Examination procedures on ventricle	30,245	10,971	24,387	138,622	4.6	6.6	30,298
1088 Examination procedures on ventricle	29,966	22,605	26,374	81,141	2.7	8.0	30,017
1963 Computerised tomography of abdomen and pelvis	28,834	1,993	23,142	340,839	11.8	12.6	29,436
1635 Repair of wound of skin and subcutaneous tissue	27,024	10,673	21,657	117,587	4.4	6.5	28,814
1962 Computerised tomography of abdomen	26,142	2,174	21,565	281,993	10.8	11.7	26,611
563 Continuous ventilatory support	25,614	1,710	20,441	526,391	20.6	21.9	49,219
Other	1,994,568	623,125	1,669,615	14,065,449	7.1	9.8	2,062,589
No procedure or not reported	1,058,466	328,043	936,540	3,839,402	3.6	4.8	..
Total^(a)	3,867,607	1,798,731	3,353,250	15,731,612	4.1	6.7	6,232,713

(a) As more than one procedure can be reported for each separation, the totals are not the sums of the rows of the table.
 Note: A similar listing of all procedures in ICD-10-AM blocks is provided on the Internet at <http://www.aihw.gov.au/publications/hse/ans00-01.html>.
 .. not applicable.

Table 9.9: Separation and procedure statistics for the 39 ICD-10-AM procedure blocks with the highest number of separations, private hospitals, Australia, 2000-01

Procedure block	Separations	Same day separations	Public patient separations	Patient days	ALOS (days)	ALOS (days) excluding same day	Total procedures reported
1910 General anaesthesia	723,847	337,318	20,577	2,057,295	2.8	4.4	739,786
1911 Sedation	401,629	339,827	9,915	679,725	1.7	5.5	405,129
1916 Generalised allied health interventions	246,693	23,147	10,136	2,503,761	10.1	11.1	354,594
1008 Panendoscopy with excision	145,352	133,999	3,085	226,322	1.6	8.1	146,166
905 Fiberoptic colonoscopy	143,834	132,167	2,955	200,111	1.4	5.8	144,169
1780 Chemotherapy administration	120,032	109,170	4,639	178,961	1.5	6.4	121,125
911 Fiberoptic colonoscopy with excision	101,272	92,808	2,180	146,517	1.4	6.3	103,011
1059 Haemodialysis	85,970	84,745	22,581	102,532	1.2	14.5	86,025
197 Extracapsular crystalline lens extraction by phacoemulsification	85,125	70,120	2,214	89,344	1.0	1.3	85,170
487 Anaesthesia and sedation for dental procedure	59,296	53,181	295	81,590	1.0	1.4	59,727
1893 Transfusion of blood and gamma globulin	56,634	11,498	1,774	543,787	9.6	11.8	62,139
458 Surgical removal of tooth	55,881	49,630	699	59,235	1.1	1.5	65,288
1005 Panendoscopy	54,322	47,381	1,176	118,421	2.2	10.2	54,559
1885 Injection or infusion of therapeutic or prophylactic substance	51,847	36,548	2,626	169,815	3.7	10.0	59,083
1265 Curettage of uterus	42,691	36,650	1,809	49,529	1.2	2.1	42,746
668 Coronary angiography	41,385	13,673	2,099	138,641	3.4	4.5	44,208
1622 Excision of basal cell or squamous cell carcinoma of skin	36,579	28,654	515	63,200	1.7	4.4	46,906
607 Examination procedures on ventricle	36,375	12,114	1,661	120,672	3.3	4.5	36,555
1088 Examination procedures on bladder	35,187	26,170	1,010	71,160	2.0	5.0	35,255
1620 Excision of benign lesion of skin and subcutaneous tissue	34,451	28,971	814	46,794	1.4	3.3	42,423
1259 Examination procedures on uterus	32,537	28,615	1,043	35,964	1.1	1.9	32,567
1267 Evacuation of uterus	29,153	27,494	813	29,710	1.0	1.3	29,312
1517 Arthroscopic meniscectomy of knee with repair	26,562	20,159	348	30,641	1.2	1.6	27,215
1297 Procedures for reproductive medicine	24,093	23,770	302	24,254	1.0	1.5	24,846
36 Spinal injection	23,019	1,413	922	158,052	6.9	7.2	23,283
990 Repair of inguinal hernia	22,544	3,190	786	42,779	1.9	2.0	22,606
965 Cholecystectomy	20,709	134	1,076	73,371	3.5	3.6	20,767
1340 Caesarean section	20,635	23	855	138,639	6.7	6.7	20,654
1333 Epidural injection during labour	20,446	29	747	113,546	5.6	5.6	20,576
1334 Medical or surgical induction of labour	19,788	152	1,144	104,841	5.3	5.3	20,229
Other	1,573,654	584,257	48,422	7,229,638	4.6	6.7	1,656,686
No procedure or not reported	244,372	75,370	17,358	1,008,058	4.1	5.5	...
Total^(a)	2,270,791	1,329,020	101,612	6,737,341	3.0	5.7	4,632,785

(a) As more than one procedure can be reported for each separation, the totals are not the sums of the rows of the table.

Note: A similar listing of all procedures in ICD-10-AM blocks is provided on the internet at <http://www.aihw.gov.au/publications/hse/ahs00-01.html>.

... not applicable.

Table 9.10: Separation and procedure statistics for the 30 ICD-10-AM procedure blocks with the highest number of separations, private free-standing day hospitals, Australia, (a) 2000-01

Procedure block	Separations	Same day separations	Public patient separations	Separations per 10,000 population	Total procedures reported
1911 Sedation	99,958	99,967	828	54.0	100,147
1008 Panendoscopy with excision	51,260	51,260	582	27.7	51,558
905 Fiberoptic colonoscopy	48,837	48,837	281	26.4	48,917
1910 General anaesthesia	44,792	44,792	410	24.2	44,829
197 Extracapsular crystalline lens extraction by phacoemulsification	34,281	34,281	156	18.5	34,296
911 Fibreoptic colonoscopy with excision	30,754	30,754	379	16.6	31,363
1780 Chemotherapy administration	23,782	23,782	431	12.9	23,916
1005 Panendoscopy	22,670	22,670	204	12.3	22,684
1267 Evacuation of uterus	16,092	16,092	10	8.7	16,115
1885 Injection or infusion of therapeutic or prophylactic substance	15,178	15,178	10	8.2	18,984
1622 Excision of basal cell or squamous cell carcinoma of skin	11,215	11,215	0	6.1	13,522
1620 Excision of benign lesion of skin and subcutaneous tissue	10,437	10,437	0	5.6	13,068
1059 Haemodialysis	9,471	9,471	4,865	5.1	9,471
1890 Therapeutic interventions on cardiovascular system	9,365	9,365	0	5.1	9,365
1297 Procedures for reproductive medicine	8,518	8,518	0	4.6	8,836
487 Anaesthesia and sedation for dental procedure	8,416	8,416	5	4.6	8,816
458 Surgical removal of tooth	7,905	7,905	501	4.3	10,828
1909 Regional anaesthesia	7,294	7,294	0	3.9	7,585
1651 Local skin flap, simple and small, single stage	5,974	5,974	0	3.2	6,424
1265 Curettage of uterus	4,173	4,173	1	2.3	4,184
1625 Excision of lesion of skin and subcutaneous tissue, not elsewhere classified	3,948	3,948	0	2.1	4,550
949 Procedures for haemorrhoids	3,686	3,686	13	2.0	3,909
668 Coronary angiography	3,681	3,681	1,703	2.0	6,068
1893 Transfusion of blood and gamma globulin	3,627	3,627	9	2.0	3,826
1649 Other full thickness skin graft	3,260	3,260	0	1.8	3,369
607 Examination procedures on ventricle	2,829	2,829	1,300	1.5	2,835
1259 Examination procedures on uterus	2,811	2,811	0	1.5	2,815
195 Intracapsular crystalline lens extraction	2,232	2,232	0	1.2	2,232
1867 Counselling or education relating to personal care and other activities of daily/independent living	2,222	2,222	0	1.2	2,223
1828 Sleep study	2,136	32	0	1.2	2,141
Other	98,145	97,349	1,708	53.1	105,671
No procedure or not reported	817	808	73	0.4	...
Total^(b)	332,448	329,718	9,780	179.8	624,547

(a) Excludes separations from private free-standing hospitals in Tasmania.

(b) As more than one procedure can be reported for each separation, the totals are not the sums of the rows of the table. ... not applicable.

Table 9.11: Separations for the 30 ICD-10-AM procedure blocks with the highest number of separations, public hospitals, States and Territories, 2000-01

Procedure block	NSW	Vic	Qld	WA	SA	Tas	ACT	NT	Total
1910 General anaesthesia	269,549	200,182	119,234	70,435	59,217	14,208	12,114	9,271	744,210
1916 Generalised allied health interventions	234,626	172,475	111,935	63,327	56,128	12,675	11,300	6,044	668,511
1059 Haemodialysis	137,973	157,254	73,878	52,752	35,784	10,157	12,021	19,536	499,335
1911 Sedation	81,248	75,645	44,305	30,682	27,705	3,604	3,964	1,719	268,872
1893 Transfusion of blood and gamma globulin	42,515	35,745	17,628	12,415	11,373	2,665	2,177	902	125,520
1780 Chemotherapy administration	12,526	43,404	28,144	16,285	14,763	1,143	4,524	782	121,571
1885 Injection or infusion of therapeutic or prophylactic substance	35,843	27,300	22,840	9,986	14,037	3,128	2,383	677	116,194
1952 Computerised tomography of brain	37,280	30,537	15,744	8,176	7,234	2,168	1,554	947	103,640
1008 Panendoscopy with excision	28,837	20,200	12,933	10,110	5,724	937	1,791	898	81,430
905 Fibreoptic colonoscopy	24,093	15,208	10,849	8,214	6,698	828	1,056	473	68,419
1344 Postpartum suture	21,639	12,444	9,034	4,163	3,813	999	1,115	740	53,947
1334 Medical or surgical induction of labour	14,715	12,706	9,088	4,486	3,740	950	738	621	47,044
1265 Curettage of uterus	14,981	16,069	6,702	4,549	3,179	457	693	340	46,970
911 Fibreoptic colonoscopy with excision	16,681	9,972	6,578	7,362	3,678	615	947	375	46,297
1335 Medical or surgical augmentation of labour	15,609	10,294	8,568	3,390	3,288	745	962	646	43,502
1005 Panendoscopy	11,286	11,865	7,068	4,528	5,557	624	344	172	41,444
1340 Caesarean section	13,130	9,769	7,915	3,608	3,115	741	676	594	39,548
668 Coronary angiography	13,591	7,015	5,495	4,443	4,093	994	1,296	44	36,971
197 Extracapsular crystalline lens extraction by phacoemulsification	12,268	10,737	4,339	3,966	3,992	116	363	330	36,111
1267 Evacuation of uterus	9,227	10,306	3,732	2,871	6,921	758	326	1,259	35,400
1333 Epidural injection during labour	11,642	7,896	5,843	3,996	3,755	706	679	364	34,891
738 Venous catheterisation	11,927	7,783	7,376	2,856	2,500	982	906	469	34,799
1259 Examination procedures on uterus	9,377	9,761	5,224	2,221	3,282	353	470	316	31,004
36 Spinal injection	5,994	12,944	5,953	1,321	2,855	562	347	365	30,441
607 Examination procedures on ventricle	10,791	5,859	4,757	3,971	3,238	389	1,222	18	30,245
1088 Examination procedures on bladder	8,048	9,140	4,271	3,710	3,370	780	505	142	29,966
1963 Computerised tomography of abdomen and pelvis	12,613	9,095	3,053	1,221	1,344	670	540	298	28,834
1635 Repair of wound of skin and subcutaneous tissue	6,181	6,300	9,362	2,858	1,498	365	221	239	27,024
1962 Computerised tomography of abdomen	9,485	5,848	5,234	2,401	2,293	287	588	206	26,142
569 Continuous ventilatory support	8,630	6,840	4,434	1,954	2,119	639	511	487	25,614
Other	638,604	496,651	364,283	206,788	193,798	42,704	32,998	18,742	1,994,568
No procedure or not reported	363,912	257,671	203,966	80,224	89,315	18,025	8,563	16,590	1,058,466
Total^(a)	1,238,444	1,028,636	688,647	362,645	357,059	71,895	61,308	58,973	3,867,607

(a) As more than one procedure can be reported for each separation, the totals are not the sums of the rows of the table.

Table 9.12: Separations for the 30 ICD-10-AM procedure blocks with the highest number of separations, private hospitals, States and Territories, 2000-01

Procedure block	NSW	Vic	Qld	WA	SA	Tas	ACT	NT	Total
1910 General anaesthesia	254,421	167,887	137,245	30,611	52,518	20,128	11,037	n.a.	723,847
1911 Sedation	107,148	98,058	113,009	38,796	30,739	12,096	1,783	n.a.	401,629
1915 Generalised allied health interventions	75,621	69,824	49,130	16,690	25,864	6,821	2,743	n.a.	246,693
1008 Panendoscopy with excision	51,423	32,383	38,407	13,084	7,113	n.p.	n.p.	n.a.	145,352
905 Fibreoptic colonoscopy	49,523	35,670	34,643	10,376	9,973	n.p.	n.p.	n.a.	143,834
1780 Chemotherapy administration	22,768	36,690	33,946	12,039	11,070	n.p.	n.p.	n.a.	120,032
811 Fibreoptic colonoscopy with excision	34,185	22,897	23,854	12,615	5,675	n.p.	n.p.	n.a.	101,272
1059 Haemodialysis	15,931	18,209	27,008	13,273	11,521	n.p.	n.p.	n.a.	85,970
197 Extracapsular crystalline lens extraction by phacoemulsification	31,621	17,339	19,107	7,045	6,226	n.p.	n.p.	n.a.	85,125
487 Anaesthesia and sedation for dental procedure	16,165	15,880	11,977	8,819	4,286	n.p.	n.p.	n.a.	59,296
1893 Transfusion of blood and gamma globulin	12,663	16,263	14,865	4,881	5,587	n.p.	824	n.a.	56,634
458 Surgical removal of tooth	15,266	15,190	11,803	7,637	4,188	n.p.	n.p.	n.a.	55,881
1005 Panendoscopy	11,063	22,387	10,770	3,397	5,223	n.p.	n.p.	n.a.	54,322
1885 Injection or infusion of therapeutic or prophylactic substance	14,535	12,822	6,638	4,168	2,634	n.p.	n.p.	n.a.	51,847
1255 Curettage of uterus	6,524	9,871	25,464	5,128	3,431	n.p.	n.p.	n.a.	42,891
668 Coronary angiography	14,057	10,204	8,943	3,656	3,011	n.p.	n.p.	n.a.	41,385
1622 Excision of basal cell or squamous cell carcinoma of skin	10,006	7,416	10,462	3,207	3,853	n.p.	n.p.	n.a.	36,579
607 Examination procedures on ventricle	11,919	8,990	8,301	3,459	2,873	n.p.	n.p.	n.a.	36,375
1098 Examination procedures on bladder	11,035	8,089	7,722	3,686	2,753	n.p.	745	n.a.	35,187
1620 Excision of benign lesion of skin and subcutaneous tissue	10,023	7,984	7,549	3,783	3,172	n.p.	n.p.	n.a.	34,451
1259 Examination procedures on uterus	10,128	9,765	5,804	2,963	2,459	n.p.	n.p.	n.a.	32,537
1267 Evacuation of uterus	14,670	6,930	2,138	3,988	813	n.p.	n.p.	n.a.	28,163
1517 Arthroscopic meniscectomy of knee with repair	8,129	6,820	3,708	2,962	3,942	600	401	n.a.	26,562
1297 Procedures for reproductive medicine	8,851	6,129	5,625	1,782	483	n.p.	n.p.	n.a.	24,093
36 Spinal injection	5,064	8,129	5,415	999	1,985	n.p.	n.p.	n.a.	23,019
990 Repair of inguinal hernia	7,375	5,139	4,751	2,477	1,707	642	453	n.a.	22,544
965 Cholecystectomy	6,408	4,705	4,660	2,310	1,627	623	376	n.a.	20,709
1340 Caesarean section	5,649	4,775	4,956	2,919	1,386	n.p.	n.p.	n.a.	20,635
1333 Epidural injection during labour	5,993	4,529	3,701	3,641	1,984	n.p.	n.p.	n.a.	20,446
1334 Medical or surgical induction of labour	5,459	4,956	4,028	3,018	1,333	n.p.	n.p.	n.a.	19,788
Other	460,007	370,657	354,595	179,312	144,355	43,725	21,003	n.a.	1,573,664
No procedure or not reported	44,392	69,243	64,853	32,337	19,097	12,608	1,842	n.a.	244,372
Total^(a)	639,762	580,420	526,313	250,129	184,305	65,256	24,606	n.a.	2,270,791

(a) As more than one procedure can be reported for each separation, the totals are not the sums of the rows of the table.

n.a. not available.

n.p. not published.

Table 9.13: Average length of stay (days) for the 30 ICD-10-AM procedure blocks with the highest number of separations, public hospitals, States and Territories, 2000-01

Procedure block	NSW	Vic	Qld	WA	SA	Tas	ACT	NT	Total
1910 General anaesthesia	4.2	3.7	3.9	3.8	4.0	4.4	4.6	4.4	4.0
1916 Generalised allied health interventions	11.6	12.2	9.7	11.7	11.5	11.7	10.8	11.0	11.4
1059 Haemodialysis	1.3	1.2	1.3	1.3	1.3	1.2	1.2	1.3	1.3
1911 Sedation	3.9	3.5	3.4	3.3	3.2	4.4	3.4	3.8	3.6
1893 Transfusion of blood and gamma globulin	11.1	9.9	10.0	10.1	8.8	12.0	11.6	12.5	10.3
1780 Chemotherapy administration	4.9	1.9	1.9	1.8	2.0	3.8	1.7	1.4	2.2
1885 Injection or infusion of therapeutic or prophylactic substance	7.5	7.4	7.0	7.8	5.4	6.3	6.4	12.8	7.1
1952 Computerised tomography of brain	10.6	10.0	10.1	14.5	14.6	12.2	14.0	10.9	11.0
1008 Panendoscopy with excision	3.4	2.9	2.9	2.8	3.5	4.5	3.0	3.3	3.1
905 Fibreoptic colonoscopy	2.6	2.5	2.2	2.4	2.6	3.0	2.2	2.4	2.5
1344 Postpartum suture	3.5	3.3	3.1	3.8	3.5	3.9	3.4	4.2	3.5
1334 Medical or surgical induction of labour	4.3	3.9	3.7	4.3	4.5	4.8	4.6	5.1	4.1
1265 Curettage of uterus	1.3	1.1	1.2	1.2	1.2	1.3	1.2	1.5	1.2
911 Fibreoptic colonoscopy with excision	3.0	2.7	2.5	2.4	2.9	3.7	2.2	2.0	2.7
1335 Medical or surgical augmentation of labour	3.4	3.4	3.0	3.8	3.7	4.2	3.5	4.5	3.4
1005 Panendoscopy	6.2	5.3	5.0	5.1	4.1	6.7	8.1	7.2	5.3
1340 Caesarean section	5.9	5.8	4.8	6.0	6.2	5.7	5.9	7.1	5.7
688 Coronary angiography	5.8	5.3	4.2	4.1	3.5	4.5	3.0	7.5	4.9
197 Extracapsular crystalline lens extraction by phacoemulsification	1.1	1.1	1.1	1.1	1.1	1.2	1.5	1.5	1.1
1267 Evacuation of uterus	1.1	1.1	1.2	1.1	1.0	1.1	1.2	1.1	1.1
1333 Epidural injection during labour	4.6	4.4	3.9	4.7	4.4	5.0	4.7	5.3	4.5
738 Venous catheterisation	19.9	21.5	17.6	20.1	21.5	17.0	21.1	21.4	19.9
1259 Examination procedures on uterus	1.2	1.1	1.1	1.1	1.3	1.2	1.3	1.2	1.2
36 Spinal injection	6.7	7.1	5.7	9.3	6.6	7.3	8.7	8.4	6.8
507 Examination procedures on ventricle	5.5	5.0	3.9	3.8	3.3	4.5	3.0	7.9	4.6
1088 Examination procedures on bladder	3.3	2.5	2.2	2.9	2.2	3.1	2.9	4.3	2.7
1963 Computerised tomography of abdomen and pelvis	12.2	11.5	10.4	11.9	13.8	12.2	10.5	12.8	11.8
1635 Repair of wound of skin and subcutaneous tissue	4.6	4.7	3.3	5.8	5.0	4.8	6.9	8.4	4.4
1962 Computerised tomography of abdomen	10.9	9.3	10.5	11.9	12.7	12.3	12.2	11.1	10.8
569 Continuous ventilatory support	20.0	20.7	19.0	22.4	24.1	18.4	22.2	19.4	20.6
Total^(a)	4.6	3.8	3.5	3.8	4.2	5.3	3.5	3.3	4.1

(a) For all separations.

Table 9.14: Average length of stay (days) for the 30 ICD-10-AM procedure blocks with the highest number of separations, private hospitals, States and Territories, 2000-01

Procedure block	NSW	Vic	Qld	WA	SA	Tas	ACT	NT	Total
1910 General anaesthesia	2.5	3.0	3.1	2.8	3.2	3.1	2.9	n.a.	2.8
1911 Sedation	1.4	1.7	1.9	1.8	1.7	1.9	2.8	n.a.	1.7
1916 Generalised allied health interventions	9.3	10.5	10.8	12.7	8.5	11.3	11.2	n.a.	10.1
1008 Panendoscopy with excision	1.3	1.6	1.7	1.8	1.7	n.p.	n.p.	n.a.	1.5
905 Fiberoptic colonoscopy	1.3	1.4	1.5	1.6	1.6	n.p.	n.p.	n.a.	1.4
1780 Chemotherapy administration	1.3	1.6	1.5	1.4	1.4	n.p.	n.p.	n.a.	1.5
911 Fiberoptic colonoscopy with excision	1.3	1.5	1.5	1.5	1.7	n.p.	n.p.	n.a.	1.4
1059 Haemodialysis	1.2	1.2	1.2	1.0	1.2	n.p.	n.p.	n.a.	1.2
197 Extracapsular crystalline lens extraction by phacoemulsification	1.0	1.0	1.1	1.2	1.0	n.p.	n.p.	n.a.	1.0
487 Anaesthesia and sedation for dental procedure	1.0	1.0	1.0	1.0	1.0	n.p.	n.p.	n.a.	1.0
1893 Transfusion of blood and gamma globulin	10.1	9.5	8.5	11.0	9.6	10.8	11.5	n.a.	9.6
458 Surgical removal of tooth	1.1	1.1	1.1	1.0	1.1	n.p.	n.p.	n.a.	1.1
1005 Panendoscopy	2.1	1.8	2.8	3.0	2.3	n.p.	n.p.	n.a.	2.2
1885 Injection or infusion of therapeutic or prophylactic substance	4.9	3.8	3.0	4.2	4.4	n.p.	n.p.	n.a.	3.7
1265 Curettage of uterus	1.1	1.1	1.2	1.2	1.3	n.p.	n.p.	n.a.	1.2
568 Coronary angiography	2.7	3.6	4.0	2.6	4.3	n.p.	n.p.	n.a.	3.4
1622 Excision of basal cell or squamous cell carcinoma of skin	1.7	1.9	1.7	2.0	1.4	n.p.	n.p.	n.a.	1.7
607 Examination procedures on ventricle	2.8	3.5	4.0	2.4	4.3	n.p.	n.p.	n.a.	3.3
1088 Examination procedures on bladder	1.7	2.1	2.1	2.5	2.1	2.5	2.2	n.a.	2.0
1620 Excision of benign lesion of skin and subcutaneous tissue	1.3	1.4	1.4	1.4	1.3	n.p.	n.p.	n.a.	1.4
1259 Examination procedures on uterus	1.1	1.1	1.2	1.1	1.1	n.p.	n.p.	n.a.	1.1
1267 Evacuation of uterus	1.0	1.0	1.0	1.0	1.1	n.p.	n.p.	n.a.	1.0
1517 Arthroscopic meniscectomy of knee with repair	1.0	1.0	1.0	1.1	1.0	1.1	1.2	n.a.	1.2
1297 Procedures for reproductive medicine	6.3	7.3	6.9	5.6	7.6	n.p.	n.p.	n.a.	1.0
36 Spinal injection	1.9	1.9	1.8	1.9	2.2	2.0	1.7	n.a.	1.9
990 Repair of inguinal hernia	3.2	3.8	3.6	3.5	4.1	3.1	2.8	n.a.	3.5
965 Cholecystectomy	6.6	6.8	6.3	7.5	7.0	n.p.	n.p.	n.a.	6.7
1340 Caesarean section	5.5	5.5	5.3	5.8	5.6	n.p.	n.p.	n.a.	5.6
1333 Epidural injection during labour	5.3	5.3	5.1	5.5	5.6	n.p.	n.p.	n.a.	5.3
1334 Medical or surgical induction of labour	2.8	3.0	3.0	2.9	3.2	3.3	3.3	n.a.	3.0
Total^(a)									

(a) For all separations.

n.a. not available.

n.p. not published.

Table 9.15: Separations for males for the 30 ICD-10-AM procedure blocks with the highest number of separations, by age group, all hospitals, Australia, 2000-01

Procedure block	<1	1-4	5-14	15-24	25-34	35-44	45-54	55-64	65-74	75-84	85+	Total ^(a)
1910 General anaesthesia	10,062	37,870	59,273	62,632	68,435	81,671	90,629	91,573	88,559	57,665	9,914	658,483
1916 Generalised allied health interventions	8,091	7,039	11,077	23,351	27,940	32,528	42,650	56,677	82,327	88,799	33,070	413,549
1059 Haemodialysis	14	138	647	7,046	24,016	39,566	54,839	62,175	89,778	57,788	1,761	337,768
1911 Sedation	380	1,063	1,897	8,429	18,797	33,973	52,562	59,897	68,504	57,738	11,367	314,406
1780 Chemotherapy administration	83	1,643	2,372	2,565	3,551	6,974	16,886	31,561	34,829	15,416	932	116,912
1008 Panendoscopy with excision	258	625	1,370	3,766	8,532	14,303	20,171	20,290	19,349	12,970	2,261	103,895
1893 Transfusion of blood and gamma globulin	1,696	1,440	2,701	2,940	3,524	4,667	8,704	14,163	22,046	23,243	7,375	92,499
905 Fiberoptic colonoscopy	5	30	132	1,338	5,244	12,894	20,403	20,304	18,351	11,947	1,834	92,462
1865 Injection or infusion of therapeutic or prophylactic substance	10,619	3,288	4,823	3,081	4,007	5,772	8,749	11,502	13,108	9,580	1,802	76,331
911 Fiberoptic colonoscopy with excision	16	88	367	1,679	3,867	7,851	14,172	17,434	17,216	9,748	1,321	73,759
1952 Computerised tomography of brain	868	1,551	2,290	5,187	5,461	5,397	5,942	7,377	11,231	13,728	5,358	64,450
668 Coronary angiography	30	30	43	99	427	2,990	9,589	14,586	15,311	8,462	569	52,136
197 Extracapsular crystalline lens extraction by phacoemulsification	1	4	17	67	149	575	2,129	5,537	14,989	21,410	4,461	49,340
1005 Panendoscopy	34	111	196	1,484	3,435	5,623	7,714	8,028	8,834	7,297	1,628	44,384
607 Examination procedures on ventricle	93	70	76	92	340	2,512	8,216	12,479	12,884	7,018	436	44,216
1068 Examination procedures on bladder	110	231	382	610	1,160	2,293	4,255	6,885	10,521	9,778	2,205	38,430
890 Repair of inguinal hernia	1,623	2,136	1,414	1,721	2,774	4,211	6,302	6,828	6,365	4,068	685	38,127
487 Anaesthesia and sedation for dental procedure	13	4,252	6,333	11,643	5,690	2,805	1,815	1,136	668	365	84	34,805
1622 Excision of basal cell or squamous cell carcinoma of skin	1	1	3	43	384	1,403	3,939	5,977	8,631	10,597	3,026	34,005
458 Surgical removal of tooth	3	599	2,812	12,819	5,968	2,578	1,584	969	603	417	94	28,446
1620 Excision of benign lesion of skin and subcutaneous tissue	168	619	1,486	1,706	2,455	3,729	4,681	4,200	3,789	3,068	647	26,558
736 Venous catheterisation	2,252	419	623	1,073	1,346	1,707	2,891	4,042	5,039	3,759	686	23,837
36 Spinal injection	50	4	10	244	422	796	1,470	3,501	6,861	6,998	1,900	22,256
309 Myringotomy	793	10,726	7,315	288	204	314	361	363	294	186	31	20,861
1890 Therapeutic interventions on cardiovascular system	77	182	254	533	697	1,255	3,218	5,398	5,760	3,056	385	20,815
1165 Transurethral prostatectomy	0	0	0	1	4	38	633	3,552	7,582	7,088	1,610	20,508
1635 Repair of wound of skin and subcutaneous tissue	75	1,163	2,144	4,575	3,979	2,809	1,838	1,296	1,028	832	508	20,187
1517 Arthroscopic meniscectomy of knee with repair	1	1	50	1,181	2,465	3,959	5,021	3,984	2,078	770	51	19,561
1963 Computerised tomography of abdomen and pelvis	12	86	271	1,154	1,586	2,132	2,570	3,009	3,883	3,579	1,005	19,287
1554 Other application, insertion or removal procedures on other musculoskeletal sites	53	315	1,898	4,379	4,096	3,205	2,229	1,427	857	463	139	19,061
Other	54,533	54,435	89,422	110,891	133,784	169,355	210,171	234,041	262,001	206,830	45,292	1,570,755
No procedure or not reported	39,064	45,560	39,031	50,195	59,444	61,147	65,111	62,630	72,313	71,229	24,484	590,209
Total^(b)	80,353	104,287	129,245	179,021	231,669	296,532	380,708	428,515	507,951	411,394	95,539	2,845,216

(a) Includes separations for which age was not reported.

(b) As more than one procedure can be reported for each separation, the totals are not the sums of the rows of the table.

Table 9.16: Separations for females for the 30 ICD-10-AM procedure blocks with the highest number of separations, by age group, all hospitals, Australia, 2000-01

Procedure block	<1	1-4	5-14	15-24	25-34	35-44	45-54	55-64	65-74	75-84	85+	Total ^(a)
1910 General anaesthesia	4,801	22,389	40,445	73,557	130,931	144,239	133,242	99,007	84,593	60,294	16,070	809,568
1916 Generalised allied health interventions	6,437	5,265	9,082	30,111	60,128	43,754	41,818	49,261	77,429	111,498	65,863	501,647
1911 Sedation	265	739	1,326	11,729	24,582	41,574	60,029	62,270	69,831	65,398	18,345	356,088
1059 Haemodialysis	3	4	331	4,425	15,079	27,029	37,526	51,029	73,151	37,324	1,567	247,537
1780 Chemotherapy administration	120	1,222	2,146	1,781	4,299	13,809	29,556	31,029	27,292	12,474	963	124,691
1008 Panendoscopy with excision	154	451	1,324	5,434	9,642	16,804	25,040	23,408	21,187	15,462	3,979	122,885
905 Fibreoptic colonoscopy	4	21	100	2,287	6,730	16,597	27,647	25,809	22,723	14,805	3,046	119,769
1885 Injection or infusion of therapeutic or prophylactic substance	8,094	2,800	3,870	4,455	8,202	9,515	13,717	13,328	14,146	10,684	2,998	91,709
1265 Curettage of uterus	1	0	37	6,470	20,289	25,241	22,303	9,293	4,214	1,555	257	89,660
1893 Transfusion of blood and gamma globulin	1,221	816	2,040	3,441	5,666	6,126	7,993	10,634	17,656	22,358	11,704	89,655
911 Fibreoptic colonoscopy with excision	13	56	295	2,538	5,026	8,825	14,151	16,157	14,894	9,804	1,860	73,719
1344 Postpartum suture	0	0	37	14,482	46,897	11,699	54	0	0	0	0	73,179
197 Extracapsular crystalline lens extraction by phacoemulsification	1	2	17	41	100	423	1,827	6,073	21,430	33,099	8,883	71,866
1334 Medical or surgical induction of labour	0	0	26	13,602	42,072	11,060	72	0	0	0	0	66,832
1267 Evacuation of uterus	0	0	138	20,069	29,132	14,805	411	4	2	2	0	64,563
1259 Examination procedures on uterus	0	1	25	3,643	13,462	17,327	17,329	7,146	3,222	1,184	202	63,541
1340 Caesarean section	0	0	14	8,261	37,728	14,039	141	0	0	0	0	60,183
1952 Computerised tomography of brain	658	956	1,358	2,896	3,530	3,994	4,745	5,164	8,850	15,527	9,624	57,302
1335 Medical or surgical augmentation of labour	0	0	35	14,130	35,241	7,746	35	0	0	0	0	57,187
1333 Epidural injection during labour	0	0	25	10,841	35,801	8,611	48	0	1	0	0	55,327
1005 Panendoscopy	38	78	185	1,701	3,388	6,135	9,263	9,626	9,564	8,493	2,890	51,381
487 Anaesthesia and sedation for dental procedure	10	3,453	6,725	19,733	7,868	3,615	2,323	1,190	651	404	125	46,097
458 Surgical removal of tooth	4	458	3,379	21,379	8,110	3,034	1,776	885	529	376	140	40,070
1343 Other procedures associated with delivery	0	0	24	6,908	23,219	5,457	30	0	0	0	0	35,638
965 Cholecystectomy	5	7	88	2,156	5,407	6,035	6,667	5,658	4,120	2,264	444	32,851
36 Spinal injection	19	6	22	2,308	11,091	4,922	1,362	1,984	3,211	4,046	2,233	31,204
964 Laparoscopy	26	20	188	5,279	10,551	8,404	3,634	1,275	726	375	75	30,553
1620 Excision of benign lesion of skin and subcutaneous tissue	150	535	1,645	2,249	3,554	5,107	5,650	4,256	3,203	2,553	793	29,695
1297 Procedures for reproductive medicine	0	0	3	395	12,795	14,311	464	4	0	0	0	27,972
1088 Examination procedures on bladder	56	183	330	554	1,494	3,314	5,084	5,076	5,413	4,210	999	26,723
Other	38,743	44,339	72,484	129,992	263,251	256,596	262,479	233,890	248,701	223,871	74,250	1,848,597
No procedure or not reported	31,790	34,139	28,577	92,388	141,044	82,534	63,190	52,772	61,746	78,759	45,656	712,595
Total^(b)	58,205	71,689	95,017	288,980	528,449	428,676	414,134	390,121	442,795	411,795	163,248	3,293,110

(a) Includes separations for which age was not reported.

(b) As more than one procedure can be reported for each separation, the totals are not the sums of the rows of the table.