



Australian Government

**Australian Institute of
Health and Welfare**



Creating
an inclusive
community
together



Australia's Disability Strategy 2021-2031

Outcomes Framework

Our second annual report

How to use this report



The Australian Institute of Health and Welfare (AIHW) wrote this report.

When you see the word 'we', it means AIHW.



We wrote this report in an easy to read way.

We use pictures to explain some ideas.

Bold

We wrote some words in **bold**.


Not bold

This means the letters are thicker and darker.




We explain what these bold words mean.

There is a list of these words on page **26**.



This Easy Read report is a summary of another report.

This means it only includes the most important ideas.



You can find the other report on our website.

www.aihw.gov.au/australias-disability-strategy



You can ask for help to read this report.

A friend, family member or support person
may be able to help you.



If you speak a language other than English, you can
call Translating and Interpreting Services (TIS).

1800 131 450

What is in this report?

What is this report about? 5

What data do we have? 8

What is going well? 12

What hasn't changed? 16

What needs to be better? 18

What happens next? 24

Word list 26


Contact us 30

What is this report about?



Australia's Disability Strategy 2021–2031 is a plan to support people with disability in all areas of their life.

In this report we call it the Strategy.



The Strategy will last for 10 years.

It will finish in 2031.




The Strategy includes **outcomes**.

Outcomes are important results governments want to get for people with disability.



There are **7** different outcome areas.



The Outcomes Framework explains the outcomes governments want from each outcome area.




It also explains what **data** we will collect to keep track of the work governments are doing to get these outcomes.

Data includes facts, information and records.



We will share information about how the Outcomes Framework is going every 3 months.



And we will write a report every year.



This will help us see what changes over time.

What is in the Outcomes Framework?



The Outcomes Framework includes **measures**.

A measure is data we collect about a certain area.



The Australian Government worked with the disability community to choose the measures in the Outcomes Framework.


There are **3** different types of measures:



1. How services help change the outcomes.



2. How the outcomes change over time for people with disability.



3. How community **attitudes**:

- are changing
- affect people with disability.

Attitudes are what you think, feel and believe.

What data do we have?



The Strategy started in December 2021.



This is our second annual report we have shared about the Outcomes Framework measures.



The Outcomes Framework has data for **55** measures.



In the report, we look at the change over time for **22** measures.

We also look at **10** measures for the first time.



We will collect data for other measures in the future.



And write reports about what we found in the data.



We will also work to improve how we collect data so we can report on every measure.



Every time we collect new data we will compare it to earlier data.



This will help us find out what has changed.

Australia's Disability Strategy Survey – Share with us



We also got data from a new national survey.

It's called Australia's Disability Strategy Survey – Share with us.



It's how we collected data for our Community attitudes outcome area.



In 2022, we learned about the attitudes of community members who answered the survey.



77% of **employers** thought it was good to hire people with disability.

An employer hires other people to work for them.



79% of community support workers felt they:

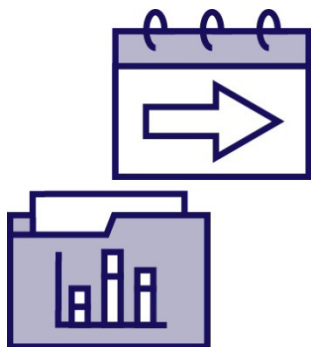
- understood how to work with people with disability
- could respond in the right way to people with disability.



Only **19%** of people with disability felt there were enough leaders with disability in Australia.



54% of people with disability felt that the community respected them.



We will collect new data from this survey in the future.

What is going well?

Employment means you:



- have a job
- go to work
- get paid.


Disability Employment Services (DES) is a program that helps people with disability:




- get ready for work
- find a job
- keep a job.



DES providers support people with disability to find and keep a job.



In 2020–21, DES providers made around **16,600** payment claims for helping people with disability find employment.



In 2022–23, they made around **31,200** payment claims.




More people with disability are getting a job after finishing a **vocational education and training (VET)** course.

VET is a type of education after school.




It includes:

- TAFE
- apprenticeships.



In 2021, **52%** of people with disability got a job after they finished a VET course.



In 2022, it was **59%**.




The **National Disability Insurance Scheme (NDIS)** is a government program that supports people with disability around Australia.



Participants are people with disability who take part in the NDIS.



More participants felt the NDIS helps them to have more choice and control.




In December 2021, around **75%** of NDIS participants felt they had more choice and control.

This was after 2 years of taking part in the NDIS.



In June 2023, it was **76%** of NDIS participants.

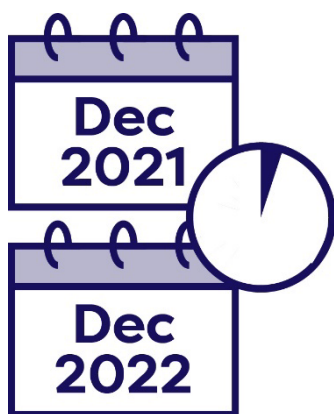
What hasn't changed?



Some data shows that there hasn't been a change in how close we are to reaching some outcomes.




There wasn't a change in how many people with disability are working in the Australian Government.



In both December 2021 and December 2022, it was **4.9%**.




There also wasn't a change in how many NDIS participants felt they could speak up for themselves.




In December 2021 and June 2023, it was **37%**.



There was no real change in how many children with disability took part in a preschool program before going to school.



In 2021 it was **6.2%**.



And in 2022 it was **6.3%**.

What needs to be better?



Some data shows that it will take more time for us to reach some outcomes.

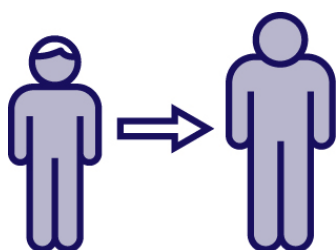


We collected data about students with disability doing a VET course.

We checked if these students finished their VET course after 4 years.



We compared this data to the number of students without a disability.



We collected this data from students who were **15** to **64** years old.



We collected data about students who started their VET course in 2017.



The data showed that about **40%** of students with disability had finished their VET course by 2021.



And about **46%** of students without a disability had finished their VET course by 2021.



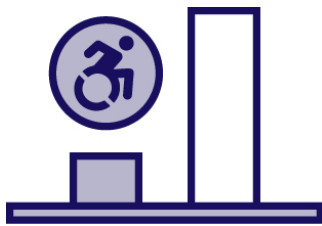
We also collected data about students who started their VET course in 2018.



The data showed that about **42%** of students with disability had finished their VET course by 2022.



And about **49%** of students without a disability had finished their VET course by 2022.



We looked at all the data we collected.

We found that students without a disability were more likely to finish a VET course than students with disability.

We collected data about people with disability who:



- were experiencing **family and domestic violence**

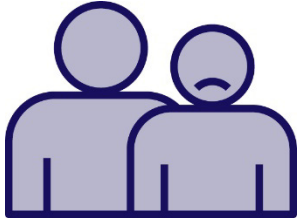


- were trying to find somewhere safe to live



- used services that help people find safe places to live.


Family and domestic violence is when someone close to you hurts you, such as:



- your partner



- a member of your family




- someone who takes care of you



- someone you live with.



In 2020–21, about **82%** of people with disability got support when they used services that help people find safe places to live.



In 2021–22, this number was **79%**.

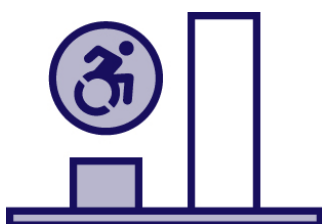


In 2022, we also collected data about **digital inclusion** across Australia.

Digital inclusion means people with disability:



- can find and use digital technology, such as the internet
- can afford digital technology
- know how to use digital technology.



When we looked at the data, we found that people with disability were less likely to experience digital inclusion than people without a disability.

What happens next?



All governments will keep working on making outcomes better for people with disability.

And we will collect more data.



For example, we will collect more data for the measures we already have.



And new data for the other measures.



We will share data on the Outcomes Framework website every 3 months.


www.aihw.gov.au/australias-disability-strategy



We will also share another report at the start of 2025.



Governments also wrote a plan about how to make data better.

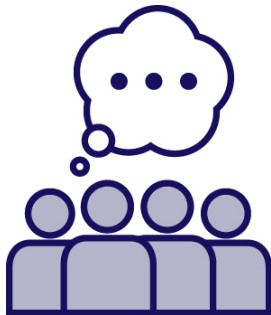


You can find an Easy Read version on the Strategy website.

www.disabilitygateway.gov.au/ads


Word list

This list explains what the **bold** words in this document mean.



Attitudes

Attitudes are what you think, feel and believe.



Data

Data includes facts, information and records.



DES providers

DES providers support people with disability to find and keep a job.

Digital inclusion

Digital inclusion means people with disability:



- can find and use digital technology, such as the internet
- can afford digital technology
- know how to use digital technology.



Employer

An employer hires other people to work for them.

Employment

Employment means you:



- have a job
- go to work
- get paid.

Family and domestic violence

Family and domestic violence is when someone close to you hurts you, such as:



- your partner
- a member of your family
- someone who takes care of you
- someone you live with.



Measures

A measure is data we collect about a certain area.



National Disability Insurance Scheme (NDIS)

The NDIS is a government program that supports people with disability around Australia.



Outcomes

Outcomes are important results governments want to get for people with disability.



Participants

Participants are people with disability who take part in the NDIS.

Vocational education and training (VET)




VET is a type of education after school.

It includes:


- TAFE
- apprenticeships.

Contact us



You can visit our website for more information.

www.aihw.gov.au/australias-disability-strategy



You can send us an email.

info@aihw.gov.au




You can write to us.

GPO Box 570

Canberra

ACT 2601



This Easy Read document was created by the Information Access Group using stock photography and custom images. The images may not be reused without permission. For any enquiries about the images, please visit www.informationaccessgroup.com.

Quote job number 5442.

